



AGENDA

REGULAR BOARD MEETING

PLACE: Little Chute Village Hall
DATE: Wednesday, October 7, 2020
TIME: 4:00 p.m. Budget Overview
6:00 p.m. Public Hearing

Virtually attend the October 7th Regular Board meeting at 4 PM by following the link here:

<https://www.gotomeet.me/JamesFenlon/october-7th-regular-board-meeting>

Call-in Information: United States: **+1 (571) 317-3122** Access Code: **124-142-621**

For further details please refer to additional Information immediately following agenda.

REGULAR ORDER OF BUSINESS

- A. Invocation
- B. Roll call of Trustees
- C. Roll call of Officers and Department Heads
- D. Public Appearance for Items Not on the Agenda
- E. Presentation—2021 Budget Overview
- F. Consent Agenda
Items on the Consent Agenda are routine in nature and require one motion to approve all items listed. Prior to voting on the Consent Agenda, items may be removed at the request of any Board Member or member of the public. Any removed items will be considered immediately following the motion to approve the other items.
 - 1. Minutes of the Regular Board of September 16, 2020
 - 2. Disbursement List
 - 3. Outdoor Alcohol Permit for Down the Hill
 - 4. Ever Lasting Hall Class “B” Liquor License
 - 5. Adopt Resolution No. 38, Series 2020 Authorizing DNR Grant for Forestry
- G. Public Hearing—1851 E. Elm Drive Condo
- H. Action—Adopt Resolution No. 39, Series 2020 Approving the Condominium Plat at 1851 E. Elm Drive

- I. Discussion/Action—Van Lieshout Recreation Center
- J. Discussion—Covid-19 Updates
- K. Discussion/Action—Trick or Treating
- L. Department and Officers Progress Reports
- M. Discussion—2021 Budget
- N. Call for Unfinished Business
- O. Items for Future Agenda
- P. Adjournment

Requests from persons with disabilities who need assistance to participate in this meeting or hearing should be made with as much advance notice as possible to the Clerk's Office at 108 West Main Street, (920) 423-3852, [email: Laurie@littlechutewi.org](mailto:Laurie@littlechutewi.org) Prepared: October 2, 2020



Information for the Regular Board Meeting – October 7th, 2020 – 4:00 PM

The Village of Little Chute is taking precautions related COVID-19 as it relates to Village Board meetings. On March 16th, 2020, the Wisconsin Attorney General released guidance for local communities related to Open Meetings and the use of technology while still complying with Wisconsin's Open Meeting laws. You can find Wisconsin Department of Justice guidance here: [DOJ Guidance on Open Meetings](#).

Until further notice, the Village of Little Chute will be providing the following means for residents to interact, engage, and participate in Village Board proceedings. The proceedings of all Village of Little Chute public meetings are recorded and available for review.

1. Virtually attend the October 7th Regular Board Meeting at 4:00 PM by following the link here: <https://www.gotomeet.me/JamesFenlon/october-7th-regular-board-meeting>
2. Call-in Information: United States: [+1 \(571\) 317-3122](tel:+15713173122) **Access Code:** 124-142-621
3. If you are experiencing connectivity issues or have questions on the options above, please contact James Fenlon at james@littlechutewi.org
4. The Board Room at Village Hall will be open, but board members and staff have the option to attend virtually. We urge residents to participate in our meetings by utilizing the virtual options above.
5. If you have questions or comments regarding the agenda or potential items on the agenda, we urge you to contact Board or staff members regarding your concerns. You can find Board Member contact information here: <http://www.littlechutewi.org/59/Meet-the-Village-Board>
6. If you have questions or comments regarding the agenda, you can also contact the Village Administrator, James Fenlon, at james@littlechutewi.org or 920-423-3850.
7. If you have questions or comments regarding the agenda and want to contact a Village of Little Chute Department Head, you can find a complete staff directory here: <http://www.littlechutewi.org/directory.aspx>



Little Chute

E S T A B L I S H E D 1 8 4 8

2021 Budget Workshop #1
October 7th, 2020

2021 Budget Highlights (Estimated)

- Increase of \$63,800,500 (6.7%) in Equalized Value
 - 2021 - \$1,015,966,200
 - 2020 - \$952,165,700
 - 2019 - \$878,465,300
 - 2018 - \$771,569,100
 - 2017 - \$726,711,000
- 2020 Net New Construction of \$41,561,100 or 4.36%
- Additional Levy Capacity of \$181,067 for Net New Construction
- Total Levy Limit Capacity is \$7.79 (assessed) (\$6.37 – Equalized)
- Allowable general fund budget increase under the Expenditure Restraint Program \$248,016 or 3.4%

2021 Budget Highlights (Estimated, Cont'd)

- Projected decrease of General Fund revenues of approximately \$10.6k in 2020 (decrease of ~0.2% over 2020's \$3.987MM of General Fund revenue).
- As being presented this evening, a decrease of General Fund expenses of approximately \$10.6k in 2021 (decrease of 0.2% over 2020's \$4.204MM of General Fund expense).
- The 2019 audit indicated unassigned Fund Balance for the General Fund at \$1.594MM.

2021 Budget Highlights (Estimated, Cont'd)

- The 2021 Budget documents are Department Head submittals
- WRS remains 6.75% in 2021 as it was in 2020 for General and an increase to 11.84% (2020 – 11.74%) for Protective with SS
- Utility Fees – No changes proposed in 2021
 - Continued vigilance on return/revenues over expenses

Joint Formula Changes

- *Fox Valley Metro Police Department*
 - Village of Little Chute – Equalized increase of \$63.8M to \$1.016B
 - Village of Little Chute – Increase of population of 694 to 11,947
 - 2021 – 62.75%; 2020 – 62.79%; 2019 – 62.54%; 2018 – 61.56%
 - Change in 2021 formula nets a change in 2020 budget of a small decrease for the Village of Little Chute

Budget Responsibilities

General Government

Village Board
Administration
Economic
Development
(Fenlon)

Village Clerk
(Decker)

Municipal
Court (Judge
Reader)

Engineering and
GIS (Murawski)

Assessing
(Kittel)

Finance
Insurance
Unallocated
(Remiker -
DeWall)

Village Hall
(Breest - Remiker
- DeWall)
Promotion
(Fenlon – Kittle -
Taylor)

Budget Responsibilities

Public Safety

Building Inspection (Kittel)

Fire Operations
(Chief Jansen)

Crossing Guards
(Chief Meister)

Fire Allocated
(Remiker - DeWall)

Budget Responsibilities

Public Works (Taylor)

Administration

Streets

Vehicle
Maintenance

Weeds

Snow Control

Support Services

Recycling

Budget Responsibilities

Park, Recreation and Forestry (Breest)

Parks

Recreation

Band

Forestry

Football

Budget Responsibilities

Special Revenue

Sanitation
(Remiker - DeWall, Taylor)

Fire Equipment
(Chief Jansen)

FVMPD
(Chief Meister)

Aquatics
(Breest)

Library/Civic Center
(Thiry, Remiker - DeWall,
Neumann)

Van Lieshout Activity
Center
(Breest)

Promotional
(Fenlon - Kittel)

Budget Responsibilities

Capital Projects

Fleet
(Taylor)

Facilities & Equipment
(Remiker - DeWall,
Fenlon)

TID #4, #5 #6, #7 and #8
(Kittel, Remiker - DeWall,
Fenlon)

Park Improvements
(Breest)

Construction &
Engineering
(Murawski)

Budget Timeline

- Workshop #1 - October 7th (All Funds)
- **Monday, October 19th (Joint Budget Meeting)**
- Tuesday, October 20th – Utility Commission Budget
- Workshop #2 - October 21st (Review Publication)
- **Wednesday, November 11th – Formal Budget Adoption and Public Hearing**

TABLE OF CONTENTS

TAX RATES	2
GENERAL FUND	4
GENERAL FUND REVENUES	5
VILLAGE BOARD	8
ADMINISTRATION.....	11
ENGINEERING/GIS.....	14
FINANCE.....	19
VILLAGE CLERK.....	22
ASSESSING.....	24
VILLAGE HALL.....	27
MUNICIPAL COURT.....	29
VILLAGE PROMOTION AND GOODWILL.....	32
INSPECTION.....	34
FIRE.....	37
CROSSING GUARDS.....	41
PUBLIC WORKS ADMINISTRATION.....	44
PUBLIC WORKS STREET REPAIR AND MAINTENANCE.....	48
PUBLIC WORKS SUPPORT SERVICES.....	51
PUBLIC WORKS VEHICLE MAINTENANCE.....	54
PUBLIC WORKS SNOW AND ICE.....	58
PUBLIC WORKS WEEDS.....	61
PUBLIC WORKS RECYCLING.....	63
PARKS.....	65
RECREATION.....	68
FORESTRY.....	71
YOUTH FOOTBALL.....	74
COMMUNITY BAND.....	77
ECONOMIC DEVELOPMENT.....	80
UNALLOCATED/INSURANCE/TRANSFERS.....	82
SPECIAL REVENUE	85
SANITATION.....	86
FIRE EQUIPMENT AND DONATIONS.....	89
AQUATICS.....	91
LIBRARY/CIVIC CENTER.....	94
FOX VALLEY METRO POLICE DEPARTMENT.....	97
VAN LIESHOUT RECREATION CENTER.....	102
PROMOTIONAL FUND.....	105
COMMUNITY DEVELOPMENT GRANT, MICRO LOAN AND FAÇADE LOAN FUNDS.....	107
DEBT SERVICE FUNDS.....	109
CAPITAL PROJECTS FUNDS.....	112
EQUIPMENT REVOLVING FUND.....	113
FACILITY AND TECHNOLOGY FUND.....	115
TAX INCREMENTAL DISTRICT 4.....	117
TAX INCREMENTAL DISTRICT 5.....	121
TAX INCREMENTAL DISTRICT 6.....	124
TAX INCREMENTAL DISTRICT 7.....	128
TAX INCREMENTAL DISTRICT 8.....	132
PARK IMPROVEMENT FUND.....	135
CONSTRUCTION FUND.....	137
SEWER UTILITY.....	142
WATER UTILITY.....	151
STORMWATER UTILITY.....	161

VILLAGE OF LITTLE CHUTE 2021 BUDGET ASSESSED TAX RATES

Outagamie County/ Appleton School Dist.	Assessed 2019 Tax Rate (2020 Budget)	Assessed 2020 Tax Rate (2021 Budget)	Increase (Decrease)	Percent Change
Village	\$ 7.6045	\$ 7.7283	\$ 0.1238	1.63%
Public Schools	10.0171	-	(10.0171)	-100.00%
Technical College	1.2319	-	(1.2319)	-100.00%
County	4.5688	-	(4.5688)	-100.00%
GROSS TAX RATE	23.4223	7.7283	(15.6940)	-67.00%
Less State Credits	1.7192	-	(1.7192)	-100.00%
NET TAX RATE	\$ 21.7031	\$ 7.7283	\$ (13.9748)	-64.39%

Outagamie County/ Kaukauna School Dist.	Assessed 2019 Tax Rate (2020 Budget)	Assessed 2020 Tax Rate (2021 Budget)	Increase (Decrease)	Percent Change
Village	\$ 7.6045	\$ 7.7283	\$ 0.1238	1.63%
Public Schools	10.5344	-	(10.5344)	-100.00%
Technical College	1.2319	-	(1.2319)	-100.00%
County	4.5688	-	(4.5688)	-100.00%
GROSS TAX RATE	23.9396	7.7283	(16.2113)	-67.72%
State Credits	1.7192	-	(1.7192)	-100.00%
NET TAX RATE	\$ 22.2204	\$ 7.7283	\$ (14.4921)	-65.22%

Outagamie County/ Little Chute School Dist.	Assessed 2019 Tax Rate (2020 Budget)	Assessed 2020 Tax Rate (2021 Budget)	Increase (Decrease)	Percent Change
Village	\$ 7.6045	\$ 7.7283	\$ 0.1238	1.63%
Public Schools	11.9145	-	(11.9145)	-100.00%
Technical College	1.2319	-	(1.2319)	-100.00%
County	4.5688	-	(4.5688)	-100.00%
GROSS TAX RATE	25.3197	7.7283	(17.5914)	-69.48%
State Credits	1.7192	-	(1.7192)	-100.00%
NET TAX RATE	\$ 23.6005	\$ 7.7283	\$ (15.8722)	-67.25%

VILLAGE OF LITTLE CHUTE 2021 BUDGET

EQUALIZED TAX RATES

Outagamie County/ Appleton School Dist.	Equalized 2019 Tax Rate (2020 Budget)	Equalized 2020 Tax Rate (2021 Budget)	Increase (Decrease)	Percent Change
Village	\$ 6.3163	\$ 6.3163	\$ -	0.00%
Public Schools	8.3202	-	(8.3202)	-100.00%
Technical College	1.0232	-	(1.0232)	-100.00%
County	3.7949	-	(3.7949)	-100.00%
GROSS TAX RATE	19.4546	6.3163	(13.1383)	-67.53%
Less State Credits	1.5244	-	(1.5244)	-100.00%
NET TAX RATE	\$ 17.9302	\$ 6.3163	\$ (11.6139)	-64.77%

Outagamie County/ Kaukauna School Dist.	Equalized 2019 Tax Rate (2020 Budget)	Equalized 2020 Tax Rate (2021 Budget)	Increase (Decrease)	Percent Change
Village	\$ 6.3163	\$ 6.3163	\$ -	0.00%
Public Schools	8.7499	-	(8.7499)	-100.00%
Technical College	1.0232	-	(1.0232)	-100.00%
County	3.7949	-	(3.7949)	-100.00%
GROSS TAX RATE	19.8843	6.3163	(13.5680)	-68.23%
State Credits	1.5244	-	(1.5244)	-100.00%
NET TAX RATE	\$ 18.3599	\$ 6.3163	\$ (12.0436)	-65.60%

Outagamie County/ Little Chute School Dist.	Equalized 2019 Tax Rate (2020 Budget)	Equalized 2020 Tax Rate (2021 Budget)	Increase (Decrease)	Percent Change
Village	\$ 6.3163	\$ 6.3163	\$ -	0.00%
Public Schools	9.8962	-	(9.8962)	-100.00%
Technical College	1.0232	-	(1.0232)	-100.00%
County	3.7949	-	(3.7949)	-100.00%
GROSS TAX RATE	21.0306	6.3163	(14.7143)	-69.97%
State Credits	1.5244	-	(1.5244)	-100.00%
NET TAX RATE	\$ 19.5062	\$ 6.3163	\$ (13.1899)	-67.62%

General Fund Summary

			AMENDED				
	<u>ACTUAL 2018</u>	<u>ACTUAL 2019</u>	<u>BUDGET 2020</u>	<u>BUDGET 2020</u>	<u>YTD 2020</u>	<u>ESTIMATED 2020</u>	<u>BUDGET 2021</u>
GENERAL FUND							
REVENUES							
Taxes	1,342,868	1,314,035	960,150	960,150	954,262	956,956	961,375
Intergovernmental	2,122,910	2,247,618	2,416,400	2,416,400	1,099,538	2,574,652	2,470,194
Licenses and Permits	180,597	146,398	124,760	124,760	162,063	167,631	134,860
Public Charges for Services	114,024	111,346	100,950	100,950	66,804	72,418	92,560
Intergovernmental Charges for Services	372	15,596	36,378	36,378	32,806	42,707	36,960
Fines and Forfeitures	86,401	112,005	91,000	91,000	61,060	85,000	85,000
Investment Income	28,189	61,796	46,125	46,125	31,082	32,625	20,150
Interest on Advances	19,076	6,505	50,712	50,712	8,781	39,213	43,985
Other	204,313	195,535	160,118	158,856	160,435	215,660	130,818
Total Revenues	4,098,750	4,210,834	3,986,593	3,985,331	2,576,832	4,186,862	3,975,902
EXPENDITURES							
General Government	1,257,141	1,064,860	1,397,068	1,590,331	901,605	1,475,040	1,300,292
Public Safety	692,291	784,892	708,564	719,764	480,670	686,082	761,792
Public Works	683,107	1,122,721	1,173,057	1,198,057	751,613	1,141,355	1,185,355
Culture, Recreation and Education	585,001	831,188	865,954	879,466	568,850	849,645	874,413
Conservation and Development	30,829	8,333	7,600	7,600	3,730	7,420	8,200
Capital Outlay	651,719	30,495	52,050	52,050	4,885	38,069	63,550
Total Expenditures	3,900,088	3,842,489	4,204,293	4,447,268	2,711,353	4,197,611	4,193,602
EXCESS (DEFICIENCY) OF REVENUES OVER (UNDER) EXPENDITURES	198,662	368,345	(217,700)	(461,937)	(134,521)	(10,749)	(217,700)
OTHER FINANCING SOURCES AND (USE)							
Sale of Village Properties	2,899	890	1,700	1,700	1,390	1,700	1,700
Transfers In	216,000	216,000	216,000	216,000	162,000	216,000	216,000
Transfers Out	(250,879)	(329,000)	-	-	-	-	-
Total Other Financing Sources (Use)	(31,980)	(112,110)	217,700	217,700	163,390	217,700	217,700
NET CHANGE IN FUND BALANCE	166,682	256,235	-	(244,237)	28,869	206,951	-
FUND BALANCE - BEGINNING	4,115,528	4,282,210	4,538,445	4,538,445	4,538,445	4,538,445	4,745,396
FUND BALANCE - ENDING	4,282,210	4,538,445	4,538,445	4,294,208	4,567,314	4,745,396	4,745,396
RESTRICTED FOR ADVANCES	364,808	1,307,069	1,602,069	1,602,069	1,602,069	1,507,069	1,507,069
ASSIGNED FUND BALANCE	388,749	1,455,536	218,749	218,749	218,749	218,749	458,263
DESIGNATED FOR WORKING CAPITAL	1,096,803	1,051,073	1,051,073	1,051,073	1,051,073	1,036,621	1,036,621
LAND HELD FOR RESALE	182,239	182,239	182,239	182,239	182,239	182,239	-
UNRESTRICTED FUND BALANCE	2,249,611	542,528	1,484,315	1,240,078	1,513,184	1,797,718	1,743,443
GENERAL FUND BALANCE (DEFICIT)	4,282,210	4,538,445	4,538,445	4,294,208	4,567,314	4,742,396	4,745,396

2021 PROPOSED VILLAGE OF LITTLE CHUTE BUDGET

		AMENDED						(INCREASE)	% CHANGE	
		ACTUAL 2018	ACTUAL 2019	BUDGET 2020	BUDGET 2020	YTD 2020	ESTIMATED 2020	BUDGET 2021	DECREASE 2020	2020
									BUDGET	BUDGET
GENERAL FUND REVENUES										
Taxes										
101-31111	GENERAL PROPERTY TAXES	1,318,706	1,282,717	935,600	935,600	934,456	934,456	938,300	2,700	0.29% Correction of error 260332900 and 260332200
101-31140	MOBILE HOME PROPERTY TAX	21,506	21,543	21,500	21,500	19,175	21,500	21,500	-	0.00%
101-31200	USE-VALUE PENALTY TAX	-	7,082	-	-	-	-	-	-	#DIV/0!
101-31250	ROOM TAX	2,362	2,631	2,800	2,800	632	1,000	1,575	(1,225)	-43.75% Suggested 60% of 2019 for 2021 by CVB
101-31900	INTEREST ON TAXES	294	62	250	250	-	-	-	(250)	-100.00%
Total Taxes		1,342,868	1,314,035	960,150	960,150	954,262	956,956	961,375	1,225	0.13%
Licenses and Permits										
101-32110	LIQUOR & MALT BEV LICENSE	11,967	11,645	12,000	12,000	6,501	6,700	11,000	(1,000)	-8.33% One time reduction to lowest fee possible for Class B Liquor Licenses in 2020
101-32120	OPERATORS LICENSE	7,429	6,963	7,000	7,000	5,987	6,000	6,500	(500)	-7.14%
101-32140	CIGARETTE LICENSE	300	325	300	300	250	250	250	(50)	-16.67%
101-32150	MOBILE HOME LICENSE	460	668	460	460	460	460	460	-	0.00%
101-32160	WEIGHTS/MEASURES	7,624	7,603	7,600	7,600	8,430	8,431	8,000	400	5.26%
101-32170	DOG LICENSES	1,993	1,876	2,500	2,500	2,145	2,200	2,000	(500)	-20.00%
101-32180	VILLAGE MARKET RENTAL PERMIT	3,450	-	-	-	-	-	-	-	#DIV/0!
101-32190	OTHER LICENSE	700	425	500	500	50	100	200	(300)	-60.00%
101-32200	ALCOHOL PERMITS	70	40	100	100	10	30	50	(50)	-50.00%
101-32210	BUILDING PERMITS	89,732	63,217	50,000	50,000	97,582	98,000	55,000	5,000	10.00% Previous three yrs. in excess of \$50K with more development expected 2021
101-32220	ELECTRICAL PERMITS	24,543	18,293	19,000	19,000	6,150	10,000	19,000	-	0.00%
101-32230	HEATING PERMITS	15,250	24,565	10,000	10,000	13,080	14,000	10,000	-	0.00%
101-32240	PLUMBING PERMITS	14,526	8,530	13,000	13,000	18,495	18,500	13,000	-	0.00%
101-32260	SIDEWALK PERMITS	40	-	200	200	-	-	-	(200)	-100.00% Combine with 101-32270, Street/Curb Permits
101-32270	STREET/CURB PERMITS	1,825	1,605	1,500	1,500	1,755	1,760	9,000	7,500	500.00% New Per/Lin Ft Boring Permit (25K), Bore Pit 5K - TDS Metrocom (also in Utilities)
101-32280	WELL OPERATION PERMIT	100	-	100	100	-	-	-	(100)	-100.00%
101-32290	OTHER PERMITS	588	643	500	500	1,168	1,200	400	(100)	-20.00%
Total Licenses and Permits		180,597	146,398	124,760	124,760	162,063	167,631	134,860	10,100	8.10%

2021 PROPOSED VILLAGE OF LITTLE CHUTE BUDGET

								(INCREASE)	% CHANGE		
				AMENDED				DECREASE 2020	2020		
		ACTUAL 2018	ACTUAL 2019	BUDGET 2020	BUDGET 2020	YTD 2020	ESTIMATED 2020	BUDGET 2021	BUDGET	BUDGET	
Intergovernmental Aid											
101-33110	FEDERAL GRANT	-	-	-	-	92,421	92,422	-	-	#DIV/0!	FEMA
101-33210	STATE SHARED REVENUE	1,514,135	1,514,274	1,501,044	1,501,044	221,956	1,518,264	1,517,812	16,768	1.12%	
101-33215	STATE EXEMPT COMPUTER AID	28,382	29,069	29,069	29,069	29,069	29,070	29,069	-	0.00%	
101-33216	STATE EXPENDITURE RESTRAINT	-	-	93,120	93,120	93,120	93,120	80,252	(12,868)	-13.82%	
101-33218	STATE AID - PERSONAL PROPERTY	-	39,639	39,959	39,959	39,959	39,959	40,278	319	0.80%	
101-33219	STATE AID-VIDEO SERVICE PROV	-	-	-	-	-	9,605	9,700	9,700	#DIV/0!	
101-33220	STATE AID LOCAL STREETS	516,554	594,037	683,143	683,143	512,357	683,143	719,879	36,736	5.38%	
101-33230	STATE AID CONNECTING STREETS	32,167	32,145	32,065	32,065	24,049	32,065	32,204	139	0.43%	
101-33240	STATE FIRE INSURANCE PREMIUM	31,672	38,454	38,000	38,000	40,261	40,262	41,000	3,000	7.89%	
101-33312	LANDFILL FIRE PROTECTION FEES	(2,000)	-	-	-	-	-	-	-	#DIV/0!	
101-33290	OTHER STATE AID	-	-	-	-	36,741	36,742	-	-	#DIV/0!	Cares Act/FEMA
Total Intergovernmental Aid		2,120,911	2,247,619	2,416,400	2,416,400	1,099,538	2,574,652	2,470,194	53,794	2.23%	
Public Charges for Service											
101-34101	PROPERTY INQUIRY FEES	7,771	8,033	7,000	7,000	7,615	9,000	9,000	2,000	28.57%	Rate Increase
101-34102	PLAT REVIEW/CSM FEES	1,907	1,547	1,000	1,000	2,066	2,100	1,000	-	0.00%	
101-34103	PUBLICATION FEES	1,075	1,124	1,000	1,000	675	1,000	1,000	-	0.00%	
101-34105	COPY FEES (TX)	10	-	-	-	-	-	-	-	#DIV/0!	
101-34110	PLAN REVIEW FEES	1,800	1,800	1,500	1,500	2,700	3,000	1,800	300	20.00%	Consistently near \$2K with strong development expected in 2021
101-34290	CROSSING GUARD REIMBURSEMENT	372	15,596	36,378	36,378	32,806	42,707	36,960	582	1.60%	Actual 2020 includes Sept-Dec of 2019
101-34300	FREON STICKERS	1,120	1,100	750	750	1,160	1,200	1,000	250	33.33%	
101-34303	YARD WASTE STICKERS	8,295	7,158	5,000	5,000	5,848	5,900	5,000	-	0.00%	
101-34304	RECYCLING FEES	100	-	-	-	-	-	-	-	#DIV/0!	
101-34305	SNOW REMOVAL	1,700	2,100	1,500	1,500	1,800	1,900	1,900	400	26.67%	
101-34401	PARK FEES (TX)	9,184	9,685	8,500	8,500	6,067	6,100	8,500	-	0.00%	
101-34402	TERRACE TREES (TX)	969	1,508	400	400	625	800	400	-	0.00%	
101-34411	LEAGUE/CLUB FEES	12,770	12,535	12,500	12,500	9,673	9,700	12,500	-	0.00%	
101-34412	REC SPONSOR FEES	5,236	6,121	5,500	5,500	5,373	5,373	5,500	-	0.00%	
101-34413	REC INSTRUCTION/EVENTS	50,842	47,280	46,400	46,400	16,532	19,350	35,460	(10,940)	-23.58%	Budgeted at 75% of 2019 - COVID
101-34420	EVERY KID COUNTS	475	600	400	400	550	550	400	-	0.00%	Expect to carryover donations from 2020 for use in 2021
101-34431	FOOTBALL FEES/ADMISSIONS (TX)	5,261	6,454	6,200	6,200	4,460	4,750	6,200	-	0.00%	
101-34432	YOUTH FOOTBALL BANQUET	2,468	2,564	2,300	2,300	-	-	2,300	-	0.00%	
101-34441	WEED CUTTING (TX)	866	97	500	500	1,585	1,600	500	-	0.00%	Billed actual cost vs. One (1) hour
101-34901	OTHER CHARGES FOR SERVICES	2,212	1,640	500	500	55	75	100	(400)	-80.00%	
101-34990	CASH OVER/(SHORT)	(36)	-	-	-	20	20	-	-	#DIV/0!	
Total Public Charges for Service		114,396	126,941	137,328	137,328	99,610	115,125	129,520	(7,808)	-5.69%	

2021 PROPOSED VILLAGE OF LITTLE CHUTE BUDGET

								(INCREASE) DECREASE 2020	% CHANGE 2020	
		ACTUAL 2018	ACTUAL 2019	BUDGET 2020	AMENDED BUDGET 2020	YTD 2020	ESTIMATED 2020	BUDGET 2021	BUDGET	BUDGET
Fines and Forfeitures										
101-35101	COURT FINES	75,846	99,705	81,000	81,000	51,655	75,000	75,000	(6,000)	-7.41% Less tickets written during stay at home and expect ability to pay to be impacted
101-35201	PARKING VIOLATIONS	10,555	12,300	10,000	10,000	9,405	10,000	10,000	-	0.00%
Total Fines and Forfeitures		86,401	112,005	91,000	91,000	61,060	85,000	85,000	(6,000)	-6.59%
Interest										
101-36101	INTEREST ON INVESTMENTS	28,189	53,084	38,000	38,000	12,564	14,000	15,000	(23,000)	-60.53% Market
101-36103	INTEREST ON ADVANCE	19,076	6,505	50,712	50,712	8,781	39,213	43,985	(6,727)	-13.27%
101-36500	GAIN/LOSS ON INVESTMENTS	-	8,320	8,000	8,000	18,113	18,200	5,000	(3,000)	-37.50% Market
101-38105	INTEREST ON TAXES	-	393	125	125	405	425	150	25	20.00%
Total Interest		47,265	68,301	96,837	96,837	39,863	71,838	64,135	(32,702)	-33.77%
Miscellaneous Revenue										
101-38210	ROOM RENTAL - VILLAGE HALL	2,694	4,817	3,000	3,000	(934)	-	1,500	(1,500)	-50.00%
101-38221	RENT FROM MUNICIPAL UTILITIES	17,600	17,600	33,618	33,618	25,215	33,618	33,618	-	0.00%
101-38241	EQUIPMENT RENTAL AND LABOR	2,500	25	2,000	2,000	500	500	1,000	(1,000)	-50.00%
101-38251	PROPERTY RENTAL	6,000	6,000	6,000	6,000	4,500	6,000	6,000	-	0.00% Eben
101-38301	DONATIONS	33,677	8,500	-	(1,262)	17,468	17,469	-	-	#DIV/0!
101-38303	FIRE DONATIONS	6,500	-	-	-	50	50	-	-	#DIV/0!
101-38401	FRANCHISE FEES	96,048	96,330	95,000	95,000	43,813	87,000	88,600	(6,400)	-6.74%
101-38611	PROP/LIABILITY INS DIVIDENDS	35,937	40,346	20,000	20,000	25,892	25,892	-	(20,000)	-100.00%
101-38621	DAMAGE TO VILLAGE PROPERTY	-	14,061	-	-	42,012	43,212	-	-	#DIV/0!
101-38622	OTHER CLAIM REIMBURSEMENT	3,357	51	500	500	1,918	1,919	100	(400)	-80.00%
Total Miscellaneous Revenue		204,313	187,729	160,118	158,856	160,435	215,660	130,818	(29,300)	-18.30%
Other Financing Sources										
101-39050	SALE OF VILLAGE PROPERTY	2,899	890	500	500	252	500	500	-	0.00%
101-39110	OTHER FINANCING SOURCES	-	7,804	1,200	1,200	1,138	1,200	1,200	-	0.00%
101-39310	PILOT-MUNICIPAL UTILITY	216,000	216,000	216,000	216,000	162,000	216,000	216,000	-	0.00%
Total Other Financing Sources		218,899	224,695	217,700	217,700	163,390	217,700	217,700	-	0.00%
TOTAL GENERAL FUND REVENUE		4,315,651	4,427,722	4,204,293	4,203,031	2,740,222	4,404,562	4,193,602	(10,691)	-0.25%

CATEGORY
DEPARTMENT
ACCOUNT ORGANIZATION

General Government
Village Board
51110

MISSION:

The Village Board is comprised of six trustees, and a Village President who are elected at large. The Board has the responsibility to establish policy by legislation, to adopt an annual budget and to carry out the duties defined by State Statutes and Village Ordinances.

2021 GOALS

1. Strive to attend at least 95% of the Village Board and assigned committee meetings, as well as other necessary or applicable meetings involving the Village of Little Chute.
2. Maintain a professional atmosphere during Village Board meetings; address issues honestly and fairly and respect the positions and opinions of others.
3. Continue a strong relationship with surrounding municipalities and taxing jurisdictions.
4. Maintain a positive and respectful relationship with department heads, the public, and staff members to promote the best interests of the Village.
5. Continue to exercise policy direction with decisions that are clear and in the best interest of the Village as a whole.
6. Work diligently toward policy decisions using staff whenever it is needed and be willing to accept and respect the will of the majority.
7. Continue to support and offer guidance on efforts related to planning documents like the Capital Improvement Plan, the strategic plan and the 2018-2022 Downtown Master Plan.

2020 ACHIEVEMENTS

1. Worked with staff in the hiring of a new Community Development Director.
2. Worked with staff to establish the Little Chute Library, which will open in January of 2021.
3. Continued efforts on several initiatives aimed at completing the 2018-2022 Downtown Master Plan to assist in the development and redevelopment of the

Downtown/Central Business District.

4. Reviewed, considered, and authorized several proposals related to improving the quality of life in Little Chute. These efforts ranged from numerous park related investments/developments and supported quality of life amenities and services across the community in 2020 despite the challenges posed by COVID-19.
5. Reviewed and considered various development proposals across various sectors of the community that will enable the Village to continue to grow in a responsible manner.

SIGNIFICANT PROGRAM/COST CHANGES

None

PERSONNEL CHANGES/JUSTIFICATION

None

CAPITAL OUTLAY

None

2021 PROPOSED VILLAGE OF LITTLE CHUTE BUDGET

								(INCREASE) DECREASE 2020	% CHANGE 2020	
		ACTUAL 2018	ACTUAL 2019	BUDGET 2020	AMENDED BUDGET 2020	YTD 2020	ESTIMATED 2020	BUDGET 2021	BUDGET	BUDGET
GENERAL FUND EXPENSES										
Village Board										
101-51110-100	ELECTED WAGES	27,000	27,000	27,000	27,000	20,250	27,000	38,500	11,500	42.59%
101-51110-103	SOCIAL SECURITY	2,066	2,336	2,066	2,066	1,696	2,395	3,391	1,325	64.13%
101-51110-104	RETIREMENT	-	-	-	-	2	3		-	#DIV/0!
101-51110-105	HEALTH INSURANCE	-	-	-	-	12	13		-	#DIV/0!
101-51110-108	DENTAL INSURANCE	-	-	-	-	2	2		-	#DIV/0!
101-51110-112	PER DIEM	550	300	1,000	1,000	-	500	750	(250)	-25.00%
101-51110-113	BOARD OF REVIEW	450	520	500	500	70	500	500	-	0.00%
101-51110-114	BOARD OF APPEALS	-	-	175	175	-	-	175	-	0.00%
101-51110-115	PLAN COMMISSION	840	1,050	1,400	1,400	490	1,100	1,200	(200)	-14.29%
101-51110-116	FIRE COMMISSION	455	490	800	800	315	500	700	(100)	-12.50%
101-51110-117	PARK COMMITTEE	1,820	1,015	1,300	1,300	805	1,300	1,300	-	0.00%
101-51110-118	CDA	-	-	200	200	-	-	200	-	0.00%
101-51110-119	SEXUAL OFFENDER BOARD	350	70	525	525	105	300	500	(25)	-4.76%
101-51110-120	DESIGN REVIEW BOARD	665	385	800	800	140	400	500	(300)	-37.50%
101-51110-201	TRAINING & CONFE	2,468	379	3,000	3,000	-	1,000	3,000	-	0.00%
101-51110-206	OFFICE SUPPLIES	-	-	300	300	34	100	300	-	0.00%
101-51110-208	BOOKS,SUBSCRIPTIONS	2,916	3,130	3,500	3,500	3,203	3,500	3,500	-	0.00%
101-51110-211	FOOD & PROVISION	162	-	200	200	748	749	200	-	0.00%
101-51110-219	AWARDS & RECOGNITION	84	512	325	325	127	325	325	-	0.00%
101-51110-221	SMALL EQUIPMENT	298	-	50	50	-	-	50	-	0.00%
101-51110-236	RECRUITING	225	-	-	-	-	500	-	-	#DIV/0!
101-51110-262	LEGAL SERVICES	31,871	44,659	34,000	34,000	23,204	34,000	34,000	-	0.00%
Total Village Board		72,220	81,846	77,141	77,141	51,203	74,187	89,091	11,950	15.49%

CATEGORY
DEPARTMENT
ACCOUNT ORGANIZATION
MISSION:

General Government
Administration
51400

It is the responsibility of the Village Administrator to provide overall direction for the Village government and daily operations in accordance with the policies and budget established by the Village Board. Village operations are reviewed and monitored to maximize efficiency of operations. In addition, recommendations are made to the Village Board and departments for changes in programs, operations, and policies. The Village Administrator also oversees the preparation and monitors the annual operating budget for the Village.

PERFORMANCE MEASUREMENTS

Strategic Initiative	Measures	2017	2018	2019	2020
Fiscal Measures	Assessed Tax Rate	\$7.31	\$7.20	\$7.52	\$7.60
	Equalized Tax Rate	\$7.27	\$6.87	\$6.62	\$6.32
	G.O. Debt (per previous audit)	\$14.640M	\$20.505M	\$20.511M	\$21.995M
Economic Measures	Equalized Value	\$772M	\$878M	\$952M	\$1.016B
	Percent Change	6.2%	13.9%	8.4%	6.7%
Civic Engagement	Website Visits	154,184	164,463	147,889	80,177*
	Facebook Reach	656,263	766,744	763,073	529,186*

*Measure taken through July 2020

2021 GOALS

1. Enhance an effective, successful, and professional working relationship with the Village Board, staff, community, and municipal partners.
2. Provide guidance, insight, study, and review of municipal operations and policies with the staff and the Village Board to insure that Village operations remain efficient and a reasonable value for the citizens of Little Chute, especially when compared with the neighboring municipal taxing jurisdictions.
3. Evaluate and develop changes and recommendations regarding Village policies and programs that affect how the Village conducts business and operations that will encourage both public input and acceptance of decisions affecting the citizens, taxpayers, and future residents of the Village.
4. Promote and market the Village as a positive and good place to invest in business, industrial, and residential economic development that will keep the Village growing and expanding within the parameters of the Village's

adopted Comprehensive Plan.

5. Work with the Board of Trustees, Department Heads, staff, and community on an updated strategic planning process.
6. Work with the Board of Trustees and all staff on an updated wage and compensation study (potential 2020 budget carry over request to be forthcoming at the end of CY 2020).
7. Work with the Board of Trustees, Department Heads, and the public on a comprehensive review of the funding mechanisms and models in which the Village of Little Chute funds and executes road and utility replacements.
8. Utilize the Administrative Internship program to work jointly with the Community Development Department to digitize records both internally and externally to streamline the public records of the Village of Little Chute.

2020 ACHIEVEMENTS

1. Worked with the Board of Trustees and all team members to guide the recruitment, onboarding, and turnover of the Community Development Director's office.
2. Worked with the Board of Trustees, Library Board, and staff to plan and implement changes to establish the Little Chute Public Library as part of changes to the Joint Kimberly-Little Chute Library.
3. With extensive staff support, appropriately guided several advantageous development projects in the community, ranging from multifamily, commercial, and industrial.
4. Continued efforts to support the downtown through the Village's participation in the Wisconsin Economic Development Corporations Connect Community program and the administration of the Little Chute Business Association.
5. Continued and furthered social media efforts through a Village Hall blog, Facebook, LinkedIn, Instagram, and Twitter with the goal of creating a more engaging government.

SIGNIFICANT PROGRAM/COST CHANGES

None

PERSONNEL CHANGES/JUSTIFICATION

None

CAPITAL OUTLAY

None

2021 PROPOSED VILLAGE OF LITTLE CHUTE BUDGET

								(INCREASE) DECREASE 2020	% CHANGE 2020
		ACTUAL 2018	ACTUAL 2019	BUDGET 2020	AMENDED BUDGET 2020	YTD 2020	ESTIMATED 2020	BUDGET 2021	BUDGET
Administration									
101-51400-101	FULL-TIME WAGES	68,540	74,115	77,040	77,040	54,262	77,040	76,938	(102)
101-51400-102	PART-TIME WAGES	6,408	1,380	7,500	7,500	-	-	7,500	-
101-51400-103	SOCIAL SECURITY	5,581	5,650	6,468	6,468	4,131	5,894	6,433	(35)
101-51400-104	RETIREMENT	4,496	4,762	5,118	5,118	3,602	5,200	5,169	51
101-51400-105	HEALTH INSURANCE	11,777	11,610	12,505	12,505	8,828	12,505	13,024	519
101-51400-107	LIFE INSURANCE	32	32	32	32	24	32	32	-
101-51400-108	DENTAL INSURANCE	776	792	799	799	566	799	799	-
101-51400-109	DISABILITY INSURANCE	182	192	192	192	152	192	209	17
101-51400-201	TRAINING & CONFERENCE	3,541	1,788	4,500	4,500	351	1,000	3,500	(1,000)
101-51400-204	CONTRACTUAL SERVICES	2,925	1,635	5,000	5,000	508	2,000	4,000	(1,000)
101-51400-206	OFFICE SUPPLIES	92	73	100	100	-	-	100	-
101-51400-207	PRINTING & REPRODUCTION	234	472	450	450	239	239	450	-
101-51400-208	BOOKS,SUBSCRIPTIONS	2,331	1,107	2,000	2,000	2,437	2,500	2,500	500
101-51400-211	FOOD & PROVISIONS	649	168	250	250	-	-	250	-
101-51400-221	SMALL EQUIPMENT	487	115	200	200	721	722	300	100
101-51400-227	PUBLIC INFORMATION	-	158	-	-	184	184	-	-
101-51400-236	RECRUITING	-	324	-	-	-	350	-	-
Total Administration		108,052	104,372	122,154	122,154	76,005	108,657	121,204	(950)

No intern hired for 2020

CATEGORY
DEPARTMENT
ACCOUNT ORGANIZATION

General Government
Engineering / GIS
51415

MISSION: The Engineering Department performs professional and technical engineering duties for the municipality and is responsible for recommending improvements, providing cost estimates, preparing plans and supervising the construction of public works projects for the continued improvement of the Village infrastructure systems. Engineering staff also assist with the review of plans for private development and construction inspection for road improvement projects. Additional responsibilities include management of Geographical Information Systems to provide broad access to information by integrating hardware, software, and workflows to capture, manage, and display different forms of spatially referenced information. These capabilities are used to develop data into resources that can reveal critical information to assist in providing solutions to complex problems.

Engineering plans to increase operating efficiency by continued improvement by implementation of the following items:

- Continuing to provide and expand a common system on which to quickly build, revise and deploy information for use by other departments.
- Develop methods how the Village can improve decision making, enhance communication, increase efficiency, and make work flows more cost-effective.
- Providing information by expanding the technical knowledge base of current employees through internal training, added use of technology, and continued organization of existing information.
- Improving system capabilities by implementing data standards to ensure that all datasets meet requirements for accuracy and reliability.

PERFORMANCE MEASUREMENTS

2018 CONSTRUCTION PROJECTS			
STREET/PROJECT	UTILITIES	PAVING	TOTAL
Hayes Street	\$952,479.00	\$396,105.41	\$1,348,584.41
Wilson Street	\$400,924.70	\$198,127.80	\$599,052.50
Daytona Street	\$8,453.00	\$114,839.97	\$123,292.97
Bohm Drive	\$318,568.34		\$318,568.34
N.E. Sanitary & Water Extension	\$293,213.34		\$293,213.34
2018 Total	\$1,973,638.38	\$709,073.18	\$2,682,711.56

2019 CONSTRUCTION PROJECTS			
STREET/PROJECT	UTILITIES	PAVING	TOTAL
Park Avenue		\$208,610.97	\$208,610.97
Creekview Park		\$112,311.55	\$112,311.55
Evergreen Drive	\$1,002,645.70	\$1,758,807.79	\$2,761,453.49
Private Development			
Little Chute North Estates	\$1,005,121.76	\$446,891.30	\$1,452,013.06
2019 Total	\$2,007,767.46	\$2,526,621.61	4,534,389.07

2020 CONSTRUCTION PROJECTS			
STREET/PROJECT	UTILITIES	PAVING	TOTAL
Carol Lynn Dr. & Homewood Ct.	\$1,041,766.84	\$861,022.54	\$1,902,789.38
Moasis Drive Water Main	\$577,511.90		\$577,511.90
Downtown Hotel Storm Sewer	\$676,000.00		\$676,000.00
Ebben Storm Sewer / Ped. Path	\$1,978,400.00		\$1,978,400.00
2020 Total	\$4,273,678.74	\$861,022.54	\$5,134,701.28

2021 CONSTRUCTION PROJECTS			
STREET/PROJECT	UTILITIES	PAVING	TOTAL
Evergreen Drive - Phase 2	\$489,685.00	\$1,506,631.00	\$1,996,316.00
Miami Circle	\$1,179,490.56	\$742,180.68	\$1,921,671.24
Pheasant Run Storm Sewer Eng.	\$30,000.00		\$30,000.00
Pine Street Parking Lot	\$241,355.14	\$565,265.35	\$806,620.49
Vandenbroek Pond	\$274,312.79		\$274,312.79
Madison – Center Conc. Median		\$40,020.32	\$40,020.32
2021 Total	\$2,214,843.49	\$2,854,097.35	\$5,068,940.84

2021 GOALS

1. A high priority goal for the Engineering Department is to hire a qualified Municipal Civil Engineer to fill this vacant position. We hope to find an individual who has experience in designing streets, water main, sanitary and storm sewer systems and has a good understanding of AutoCAD Civil 3D.
2. In 2020 there was a high volume of private design review for both streets and private site development. Engineering staff would like to assist in revising this process by developing a check in, review and approval process that would assist applicants in obtaining information to aid in the development of construction documents.

3. A program is needed for a way to assist property owners to install new sanitary and water laterals to their homes outside of the construction contracts for public utility construction. With limited residential projects in 2021 this would be a good opportunity to develop this program by creating forms, applications and a competitive bid process to assist the home owner in selecting a contractor for the work outside of the right of way.
4. For the 2021 Capital Improvement Projects, Engineering staff will obtain field information, prepare construction documents, bid and contract with a construction firm to install the planned street and utility infrastructure improvements scheduled.

SIGNIFICANT PROGRAM/COST CHANGES

No significant program changes or increased costs are anticipated.

PERSONNEL CHANGES/JUSTIFICATION

Once fully staffed, no personnel changes or budget alterations are necessary.

2020 ACHIEVEMENTS

To develop a more consistent method to work with contractors, internal projects, and development of plans one engineering staff member was assigned responsibilities for each of the following areas:

- Design – Staff Engineer
- Construction Management – Rob Olkiewicz
- Surveying – Dave Mattson
- GIS – Bryan Blum

This has worked out very well, with each staff member taking the lead in one of the significant roles identified above has provided proficiency and ownership in how staff performs their work. Most significant is the additional time this has provided to train staff in other areas to broaden their capabilities. One such area is storm sewer design and pipe sizing. This was an area of bottlenecking with only one individual having this capability in the Department. Drainage issues are always a big concern not only for reconstruction projects but with identification of existing problems. Now staff can identify problems as they occur and not when time becomes available.

Other Engineering Department accomplishments include the following:

- Reconstruction of Homewood Court and Carol Lynn Drive.
- Reconstruction of the water main on Moasis Drive.

- Unscheduled design for development or system issues include the Storm Sewer extension for the Downtown Hotel project and the Lyle Street Storm Sewer improvement project (Fall Bid).
- Ranking second in state for WDNR Construction Grant Application in the amount of \$117,800 to be used for the construction of Vandebroek Pond in 2021.
- Our summer intern was able to make significant progress to GIS database by inputting storm and sanitary sewer lateral locations. Other achievements by the summer intern included updating the water main graphical locations for reconstruction projects while adding water lateral locations. Public utility laterals had never been included in the system until this year.

An unmentioned goal within the Engineering Department is continued improvement but also to make coming to work an enjoyable and knowledge gaining experience. By providing challenges allows staff to achieve success while expanding their skills.

CAPITAL OUTLAY

None anticipated or expected in 2021.

2021 PROPOSED VILLAGE OF LITTLE CHUTE BUDGET

							(INCREASE)	% CHANGE	
		AMENDED					DECREASE 2020	2020	
ACTUAL 2018	ACTUAL 2019	BUDGET 2020	BUDGET 2020	YTD 2020	ESTIMATED 2020	BUDGET 2021	BUDGET	BUDGET	
Engineering and GIS									
101-51415-101	FULL-TIME WAGES	38,120	32,057	33,309	33,309	7,911	19,985	33,066	(243) -0.73% Vacancy of Engineer position, reallocation of work
101-51415-103	SOCIAL SECURITY	2,872	2,422	2,548	2,548	588	1,529	2,530	(18) -0.71% Vacancy of Engineer position, reallocation of work
101-51415-104	RETIREMENT	2,554	1,786	2,248	2,248	435	1,349	2,232	(16) -0.71% Vacancy of Engineer position, reallocation of work
101-51415-105	HEALTH INSURANCE	4,375	5,987	9,350	9,350	1,546	11,569	9,290	(60) -0.64% Vacancy of Engineer position, reallocation of work
101-51415-107	LIFE INSURANCE	27	19	24	24	5	15	25	1 4.17% Vacancy of Engineer position, reallocation of work
101-51415-108	DENTAL INSURANCE	227	162	619	619	107	372	621	2 0.32% Vacancy of Engineer position, reallocation of work
101-51415-109	DISABILITY INSURANCE	104	75	100	100	18	60	87	(13) -13.00% Vacancy of Engineer position, reallocation of work
101-51415-113	UNEMPLOYMENT COMPENSATION	-	3,700	-	-	-	-	-	- #DIV/0!
101-51415-201	TRAINING, CONFERENCES	4,191	577	7,480	7,480	-	2,500	7,480	- 0.00%
101-51415-202	LOCAL AUTO EXPENSE	-	-	600	600	-	200	600	- 0.00%
101-51415-204	CONTRACTUAL SERVICES	-	8,634	8,900	8,900	638	8,900	8,900	- 0.00% GIS work delayed until late in year due to staffing change at
101-51415-206	OFFICE SUPPLIES	525	155	1,200	1,200	729	1,100	1,200	- 0.00%
101-51415-208	BOOKS, SUBSCRIP., DUES	16,749	3,166	22,210	22,210	7,140	21,000	21,000	(1,210) -5.45%
101-51415-213	SAFETY EQUIPMENT	-	125	-	-	125	125	750	750 #DIV/0! Moved from Operational Supplies - Zero Increase
101-51415-218	OPERATIONAL SUPPLIES	-	305	1,050	1,050	212	500	300	(750) -71.43%
101-51415-221	SMALL EQUIPMENT	-	14,633	3,300	3,300	19	3,000	3,200	(100) -3.03%
Total Engineering and GIS		69,744	73,803	92,938	92,938	19,473	72,204	91,281	(1,657) -1.78%

CATEGORY
DEPARTMENT
ACCOUNT ORGANIZATION

General Government
Finance
51420

MISSION:

In the spirit of excellence, integrity, and dedication, the Finance Department is committed to providing timely, accurate, clear, and complete information to other Village departments, citizens, ratepayers and the community at large.

PERFORMANCE MEASUREMENTS

	<u>2018</u>	<u>2019</u>	<u>2020</u>	<u>Target</u> <u>2021</u>
# months bank reconciliation completed timely	0	7	12	12
# of stale checks outstanding	NM	57	57	5
Custodial credit risk	\$6.1	\$.3K	\$0	\$0
% of customers paying online	NM	42%	45%	55%
Continuous improvement initiatives	NM	25	18	10
Number of special assessment billings	296	67	300	125
Average number of monthly utility bills	4,052	4,033	4,050	4,050
Annual number of utility work orders	1,093	920	940	950
Annual tax certification letters	735	775	800	750
General obligation bond rating	Aa3	Aa3	Aa3	Aa3
# of auditor's compliance issues	6	6	0	0
% of time monthly financials closed within 15 days	NM	92%	100%	100%
% of staff adequately trained/cross trained	NM	75%	90%	100%

2021 GOALS

1. Complete the 2019 PSC Report, State Report and Comprehensive Annual Financial Report by applicable deadlines without extensions.
2. Achieve the Certificate of Excellence in Financial Reporting for the 2019 Comprehensive Annual Financial Report (CAFR) from the Government Finance Officers Association (GFOA).
3. Provide knowledgeable, courteous customer service to all individuals who contact the department with payments, questions, or concerns.
4. Complete audit request for proposals
5. Complete investment request for proposals and update investment policy
6. Update financial policies
7. Investigate online payment options including customer kiosk option to make

debit or credit card payments at Village Hall

SIGNIFICANT PROGRAM/COST CHANGES

Correction from 2019 Budget to accurately forecast benefit costs based on current employee elections. Turnover in staff in October of 2018 resulted in a change from payroll clerk previously electing health incentive versus current staff electing coverage but was not incorporated into the budget.

PERSONNEL CHANGES/JUSTIFICATION

None

2020 ACHIEVEMENTS

1. Completed banking request for proposal addressing custodial credit risk, tightening security, and simplifying daily deposit process.
2. Investigating refunding opportunity to save the Village over \$200,000
3. Automating budget process, in depth analysis of current budget procedures addressing key metrics for utilities and providing more accurate fund balance information. Initiating process to assess sanitation and utility rates so appropriate planning, notification and affordability to our users while protecting assets of the systems.
4. Establishing monthly procedures to ensure accurate financials throughout the year to monitor progress and quickly address areas of concern.

CAPITAL OUTLAY

None

2021 PROPOSED VILLAGE OF LITTLE CHUTE BUDGET

								(INCREASE) DECREASE 2020	% CHANGE 2020
		ACTUAL 2018	ACTUAL 2019	BUDGET 2020	AMENDED BUDGET 2020	YTD 2020	ESTIMATED 2020	BUDGET 2021	BUDGET
Finance									
101-51420-101	FULL-TIME WAGES	67,716	84,941	94,020	94,020	65,922	94,900	94,360	340 0.36%
101-51420-102	PART-TIME WAGES	30,778	30,096	21,895	21,895	14,710	21,558	21,946	51 0.23%
101-51420-103	SOCIAL SECURITY	7,660	8,392	9,058	9,058	5,791	9,032	9,021	(37) -0.41%
101-51420-104	RETIREMENT	6,464	7,098	7,824	7,824	5,480	7,969	7,960	136 1.74%
101-51420-105	HEALTH INSURANCE	15,141	31,352	34,694	34,694	26,849	36,782	35,206	512 1.48%
101-51420-107	LIFE INSURANCE	55	80	115	115	87	114	111	(4) -3.48%
101-51420-108	DENTAL INSURANCE	801	1,927	2,927	2,927	2,074	2,970	2,796	(131) -4.48%
101-51420-109	DISABILITY INSURANCE	179	248	326	326	235	500	310	(16) -4.91%
101-51420-110	OVERTIME	3,027	2,902	2,500	2,500	546	1,600	1,600	(900) -36.00% Restrictions on OT related to COVID, prioritizing work and efficiencies gained
101-51420-201	TRAINING & CONFERENCES	3,147	3,996	7,000	7,000	242	4,000	4,000	(3,000) -42.86%
101-51420-202	LOCAL AUTO EXPENSES	92	-	-	-	-	-	-	- #DIV/0!
101-51420-204	CONTRACTUAL SERVICES	33,292	17,675	30,000	30,000	13,878	27,900	30,000	- 0.00%
101-51420-206	OFFICE SUPPLIES	1,248	2,407	1,000	1,000	1,045	2,000	2,000	1,000 100.00%
101-51420-207	PRINTING & REPRODUCTION	455	313	500	500	441	500	500	- 0.00%
101-51420-208	BOOKS,SUBSCRIPTIONS	2,463	245	1,500	1,500	554	600	800	(700) -46.67%
101-51420-221	SMALL EQUIPMENT	66	201	500	500	56	300	300	(200) -40.00%
101-51420-225	OTHER NON-PERSON	4,887	273	-	-	-	-	-	- #DIV/0!
101-51420-227	PUBLIC INFORMATION	657	460	500	500	460	500	500	- 0.00%
101-51420-228	EMPLOYEE BONDS	50	-	-	-	-	-	-	- #DIV/0!
101-51420-229	BANK SERVICE CHARGES	1,524	3,221	6,000	6,000	3,587	5,400	5,670	(330) -5.50%
101-51420-240	COMPUTER MAINTENANCE	560	-	600	600	-	500	600	- 0.00%
Total Finance		180,260	195,828	220,959	220,959	141,956	217,125	217,680	(3,279) -1.48%

CATEGORY
DEPARTMENT
ACCOUNT ORGANIZATION

General Government
Village Clerk
51440

MISSION:

The mission of the Village Clerks office is to maintain care and custody of the corporate seal and all records of the Village; attend the meetings of the board and keep a full record of its proceedings; keep and maintain a record of all licenses and permits granted. Administer oaths and affirmations; administer all elections in the Village of Little Chute; provide agendas for Regular Board, Committee of the Whole, Plan Commission, Design Review Board, Utility Commission, Board of Review and Joint Review Board; publish all legal documents as required by state law or Village ordinance.

2021 GOALS

1. Assure compliance of the statutory duties of the Village Clerk's office.
2. Execute two or more elections. Continue to develop procedures to assist with conducting elections in an efficient manner as well as keeping up-to-date with changes in Election Laws. Educate Citizens and Poll Workers on changes to Election Laws.
3. Updating of the Village Code on a continuous basis.
4. Produce and Distribute Village's Newsletter
5. Manage and update Village's website and social media sites
6. Participate in educational requirements of the Wisconsin Elections Commission (WEC), WMCA and IIMC associations.

2020 ACHIEVEMENTS

1. Successfully administered 4 elections
2. Processed and administered over 100 operator licenses
3. Designed and implemented new cost-efficient newsletter for VH, Parks and Recreation and Public Works

CAPITAL OUTLAY

None

2021 PROPOSED VILLAGE OF LITTLE CHUTE BUDGET

								(INCREASE)	% CHANGE	
		AMENDED						DECREASE 2020	2020	
		ACTUAL 2018	ACTUAL 2019	BUDGET 2020	BUDGET 2020	YTD 2020	ESTIMATED 2020	BUDGET 2021	BUDGET	BUDGET
Clerk										
101-51440-101	FULL-TIME WAGES	67,383	64,377	67,808	67,808	48,256	67,808	70,554	2,746	4.05%
101-51440-102	PART-TIME WAGES	34,519	36,346	37,388	37,388	25,578	37,388	38,980	1,592	4.26%
101-51440-103	SOCIAL SECURITY	7,910	8,089	8,047	8,047	5,862	8,047	8,610	563	7.00%
101-51440-104	RETIREMENT	4,092	4,218	4,577	4,577	3,214	4,577	4,763	186	4.06%
101-51440-105	HEALTH INSURANCE	4,800	4,800	4,800	4,800	3,353	4,800	4,800	-	0.00%
101-51440-107	LIFE INSURANCE	53	53	53	53	40	53	53	-	0.00%
101-51440-108	DENTAL INSURANCE	1,294	1,320	1,331	1,331	943	1,331	1,331	-	0.00%
101-51440-109	DISABILITY INSURANCE	166	177	176	176	138	176	187	11	6.25%
101-51440-111	ELECTION WORKERS	10,463	1,677	14,000	14,000	6,210	12,000	3,000	(11,000)	-78.57%
101-51440-113	UNEMPLOYMENT COMPENSATION	385	-	-	-	-	-	-	-	#DIV/0!
101-51440-201	TRAINING & CONFERENCE	18	1,978	1,000	1,000	-	-	200	(800)	-80.00%
101-51440-204	CONTRACTUAL SERVICES	15,116	17,422	19,000	19,000	15,345	20,000	20,000	1,000	5.26% Yearly fee increases
101-51440-206	OFFICE SUPPLIES	2,178	985	2,000	2,000	3,787	4,200	1,000	(1,000)	-50.00%
101-51440-207	PRINTING & REPRODUCTION	191	26	2,000	2,000	-	-	-	(2,000)	-100.00%
101-51440-208	BOOKS,SUBSCRIPTIONS	625	90	200	200	65	100	100	(100)	-50.00%
101-51440-211	FOOD & PROVISION	1,486	238	1,500	1,500	321	500	300	(1,200)	-80.00%
101-51440-218	OPERATIONAL SUPPLIES	-	-	-	-	1,678	1,800	-	-	#DIV/0! Plexi glass barriers for election
101-51440-219	AWARDS & RECOGNITION	44	-	-	-	-	-	-	-	#DIV/0!
101-51440-221	SMALL EQUIPMENT	117	-	-	-	4,400	4,400	-	-	#DIV/0! Folder for ballot mailing
101-51440-227	PUBLIC INFORMATION	3,550	3,334	4,000	4,000	3,406	4,000	4,000	-	0.00%
101-51440-228	EMPLOYEE BONDS	20	-	20	20	-	20	20	-	0.00%
101-51440-262	LEGAL	240	120	250	250	240	250	250	-	0.00%
101-51440-301	NEW EQUIPMENT	14,688	-	-	-	-	-	-	-	#DIV/0!
Total Clerk		169,337	145,251	168,150	168,150	122,837	171,450	158,148	(10,002)	-5.95%

CATEGORY
DEPARTMENT
ACCOUNT ORGANIZATION

General Government
Community Development/Assessing
51530

MISSION

To assist Village Board with Village planning and development. To complete all statutory responsibilities of Assessor. To assist in negotiation of sales and purchases of real estate. To administer zoning & subdivision regulations. To direct and administer the Village Building Inspection regulations. To assist all departments in property matters.

PERFORMANCE MEASUREMENTS

	<u>2018</u>	<u>2019</u>	<u>2020</u> *As of 8/25/2020
Site Plan Review	6	6	9*
Total Equalized Value (RE & PP)	\$874,465,300	\$952,165,700	\$1,015,966,200

2021 GOALS

1. Complete 2021 assessments including 5 active TID's and completion of Board of Review.
2. Review and enforce Zoning, Subdivision, and Building codes.
3. Suggest and review future development plans.
4. Disseminate information on assessments, zoning, subdivisions, addresses, building codes, ward boundaries, census data, Village development, and Industrial site sales.
5. Assist Board of Appeals, Plan Commission, and Community Development Authority.
6. Assist Administration and Finance Departments in TIF management.
7. Assist in attracting & retaining business development.
8. Assist property owners & developers with information regarding annexation, zoning, and available resources in areas within and adjacent to the village.
9. Assist property owners with compliance with the Design Review Manual.
10. Review/update Zoning Permits and fees

2020 ACHIEVEMENTS

1. Completed 2019-2020 assessments including 5 TID's and completed Board of Review.
2. Completed State required Annual Assessment Reports.
3. Assisted property owners with the annexation of property to the Village.
4. Supervised the Building Inspector in the enforcement of state and local building codes.
5. Assisted and attended meetings of the Plan Commission.
6. Assisted with the completion of updates to planning documents.
7. Disseminated information and enforced regulations on assessments, zoning codes, subdivisions, address assignment, building codes, and business development.
8. Assisted owners and designers with the Design Review Manual regulations.
9. Assisted the Administrator and other departments as needed.
10. Assisted developers with information regarding zoning and available resources in areas within and adjacent to the village.
11. Assisted in selling various Village owned properties.
12. Made Zoning permits available online

CAPITAL OUTLAY

None

SIGNIFICANT PROGRAM/COST CHANGES

None

PERSONNEL CHANGES

None

2021 PROPOSED VILLAGE OF LITTLE CHUTE BUDGET

								(INCREASE) DECREASE 2020	% CHANGE 2020	
		ACTUAL 2018	ACTUAL 2019	BUDGET 2020	AMENDED BUDGET 2020	YTD 2020	ESTIMATED 2020	BUDGET 2021	BUDGET	BUDGET
Community Development - Assessing										
101-51530-101	FULL-TIME WAGES	57,005	59,744	60,705	60,705	66,430	78,000	46,766	(13,939)	-22.96% Jim Moes payout in 2020
101-51530-103	SOCIAL SECURITY	4,320	4,570	4,644	4,644	4,916	5,967	3,578	(1,066)	-22.95% Jim Moes payout in 2020
101-51530-104	RETIREMENT	3,847	3,887	4,098	4,098	2,457	5,265	3,157	(941)	-22.96% Jim Moes payout in 2020
101-51530-105	HEALTH INSURANCE	5,158	4,914	12,751	12,751	9,465	13,136	12,351	(400)	-3.14% Jim Moes payout in 2020
101-51530-107	LIFE INSURANCE	34	34	34	34	26	35	35	1	2.94%
101-51530-108	DENTAL INSURANCE	-	-	865	865	469	684	866	1	0.12% Jim Moes did not have dental
101-51530-109	DISABILITY INSURANCE	158	167	167	167	101	124	127	(40)	-23.95%
101-51530-201	TRAINING & CONFERENCES	947	410	1,600	1,600	106	1,000	1,600	-	0.00%
101-51530-203	TELEPHONE	-	-	-	-	-	-	480	480	#DIV/0! Cell phone added with reductions made in 206, 207 & 208 to accommodate
101-51530-204	CONTRACTUAL SERVICES	21,358	22,956	25,000	25,000	17,775	23,700	40,000	15,000	60.00% Annual maintenance contract plus differential on revaluation from assigned funds (\$15K)
101-51530-206	OFFICE SUPPLIES	46	-	200	200	-	-	150	(50)	-25.00%
101-51530-207	PRINTING & REPRODUCTION	-	-	100	100	4	4	50	(50)	-50.00%
101-51530-208	BOOKS,SUBSCRIPTIONS	3,380	3,602	3,900	3,900	1,105	3,600	3,700	(200)	-5.13%
101-51530-221	SMALL EQUIPMENT	-	-	300	300	16	216	300	-	0.00%
101-51530-225	DOA ANNEXATION FEES	6,150	1,150	3,000	3,000	-	-	3,000	-	0.00%
101-51530-318	NEIGHBORHOOD IMPROVEMNT PLEDGE	5,000	-	-	-	-	-	-	-	#DIV/0!
Total Community Development - Assessing		107,404	101,434	117,364	117,364	102,867	131,731	116,160	(1,204)	-1.03%

CATEGORY	General Government
DEPARTMENT	Village Hall
ACCOUNT ORGANIZATION	101-51650

OBJECTIVES: The objective of the Village Hall account is fund the overhead, maintenance, operations of running the Village Hall facility. Primarily the responsibility of the Facilities Superintendent, this effort also accounts for information technology, printing, postage and other administrative efforts that support the entire enterprise.

2021 GOALS

1. Execute exterior and interior maintenance items to the facility so that residents, staff, and Board of Trustees can effectively conduct the business of the village and do so while representing the community in a positive manner.
2. Provide and maintain administrative operations so that departments can carry out the mission of serving the residents of Little Chute.
3. Continue upgrades in various offices to enhance security and safety for residents and staff.

2020 ACHIEVEMENTS

1. Despite the challenges of COVID-19, the facility was operated and updated to provide a safe space for staff and residents to conduct business.
2. Upgrades to various offices to enhance security and safety were executed in 2020.

2021 PROPOSED VILLAGE OF LITTLE CHUTE BUDGET

								(INCREASE)	% CHANGE	
		AMENDED						DECREASE 2020	2020	
		ACTUAL 2018	ACTUAL 2019	BUDGET 2020	BUDGET 2020	YTD 2020	ESTIMATED 2020	BUDGET 2021	BUDGET	BUDGET
Village Hall										
101-51650-101	FULL-TIME WAGES	18,459	21,131	19,122	19,122	14,111	19,122	19,303	181	0.95%
101-51650-103	SOCIAL SECURITY	1,490	1,589	1,654	1,654	1,008	1,540	1,422	(232)	-14.03%
101-51650-104	RETIREMENT	1,369	1,345	1,242	1,242	865	1,359	1,255	13	1.05%
101-51650-105	HEALTH INSURANCE	6,365	6,103	6,252	6,252	4,676	6,252	6,512	260	4.16%
101-51650-107	LIFE INSURANCE	16	17	16	16	12	16	16	-	0.00%
101-51650-108	DENTAL INSURANCE	444	401	399	399	284	399	400	1	0.25%
101-51650-109	DISABILITY INSURANCE	49	54	51	51	38	51	53	2	3.92%
101-51650-110	OVERTIME	2,380	666	2,500	2,500	18	1,000		(2,500)	-100.00%
101-51650-202	OTHER REIMBURSEMENT	-	-	78	78	-	78	84	6	7.69%
101-51650-203	TELEPHONE	8,764	2,864	2,600	2,600	1,414	2,500	2,600	-	0.00%
101-51650-204	CONTRACTUAL SERVICES	15,559	131	52	52	-	-	-	(52)	-100.00%
101-51650-205	EQUIPMENT REPAIR	-	-	700	700	-	700	756	56	8.00%
101-51650-206	OFFICE SUPPLIES	3,411	936	884	884	629	1,539	1,600	716	81.00%
101-51650-207	PRINTING & REPRODUCTION	11,599	3,111	3,250	3,250	2,903	4,015	3,800	550	16.92% Elections, COVID
101-51650-212	CLOTHING ALLOWANCE	-	-	-	-	98	100	100	100	#DIV/0!
101-51650-213	SAFETY EQUIPMENT	-	6	26	10,026	-	10,026	28	2	7.69%
101-51650-218	OPERATIONAL SUPPLIES	2,203	-	598	598	24	598	644	46	7.69%
101-51650-221	SMALL EQUIPMENT	894	-	350	350	-	350	392	42	12.00%
101-51650-226	POSTAGE	8,023	1,177	2,210	2,210	14,223	15,000	5,000	2,790	126.24% Elections, COVID
101-51650-242	CUSTODIAL BLDG REPAIR/MAINT	3,366	1,289	910	910	1,723	1,800	980	70	7.69%
101-51650-243	CUSTODIAL - CONTRACTUAL	6,784	5,442	7,448	7,448	3,562	7,448	7,588	140	1.88%
101-51650-244	CUSTODIAL-OPERATIONS	1,942	1,557	910	910	1,089	1,100	980	70	7.69%
101-51650-245	CUSTODIAL - EQUIPMENT	4,555	995	910	910	164	910	980	70	7.69%
101-51650-249	UTILITIES	19,600	5,619	6,954	6,954	5,026	6,954	7,448	494	7.10%
Total Village Hall		117,273	54,433	59,116	69,116	51,866	82,857	61,941	2,825	4.78%

CATEGORY
DEPARTMENT
ACCOUNT ORGANIZATION

General Government
Municipal Court
51680

MISSION:

The mission of the Little Chute Municipal Court is to contribute to improvement of quality of life in our community by impartially adjudicating village ordinance violations. The Court will provide fair, consistent and timely adjudication of cases so that the legal rights of individuals are safeguarded and public interest is protected.

Performance Measurements/Summary of Objectives

In order to achieve its mission, the Village of Little Chute Municipal Court strives to achieve the following objectives:

1. *Enhance public safety.*
 - a. Offer alternative and creative sentencing for adults and juveniles
 - b. Ensure there is an appreciation of consequences associated with ordinance violations.
 - c. Presence of armed security officer during all court proceedings.
 - d. Create culture of responsibility and wellness for all by promoting protective measures to safeguard against airborne illness.
2. *Expedition, fair and consistent adjudication of cases. The Municipal Court strives to:*
 - a. Process cases according to an established time standard
 - b. Pay individual attention to each case and judge it on its own merit
 - c. Make clear, consistent, and understandable decisions
 - d. Maintain the integrity and respect due the institution of a Municipal Court
3. *Maintain accessibility of the Court to the public.*
 - a. Centrally located in downtown Little Chute in the Village Hall Building
 - b. Hours and scheduling of initial appearances, pre-trial conferences, and trials are timely
 - c. Openness, predictability and clarity of court proceedings and procedures
 - d. Juvenile hearings conducted independent from adult court procedures. Hearings and trials involving juveniles are confidential and are not open proceedings.
4. *Effective enforcement of court judgments.*
 - a. Utilize a secure court program for tracking due dates of forfeitures
 - b. Setting up reasonable payment plans on an individual, case-by-case basis

- c. Ability to suspend driving privileges on unpaid fines
- d. Implement State Debt Collection & Tax Intercept to ensure accountability of defendants and support recovery of forfeitures.

2021 Goals

1. Work with TiPSS Software personnel to gain more knowledge in the area of SDC interface and processing enforcements.
2. Continue to limit arrest and commitments due to staff reductions in operations and administration at FVMPD as well as changes associated with processing.
3. Continually evaluate and identify areas for efficiencies.
4. Maintain Educational Requirements.
5. Identify health risks and institute processes that will reduce risk of exposure to illness in the workplace while maintaining operations.

Significant Program/Cost Changes

None

Personnel Changes/Justification

None

2020 Achievements

Continued to collaborate with clerks in the 8th district through ongoing 8th district clerk meetings.

Worked with Village of Kimberly, and FVMPD to gain efficiencies in work processes.

Judge and Clerk have maintained all certifications according to 8th district guideline mandatory educational requirements.

Processed past due/unpaid forfeitures utilizing SDC interface software.

Utilize Lexis Nexis Software Connection - a direct connection to over 78 billion public records to verify identities and assist in successful collection of past due forfeitures.

LCMC developed and initiated a safe operational plan which was approved by Chief Judge James Morrison to help ensure safety of court personnel and defendants.

Capital Outlay

None

2021 PROPOSED VILLAGE OF LITTLE CHUTE BUDGET

								(INCREASE) DECREASE 2020	% CHANGE 2020
		AMENDED							
ACTUAL 2018	ACTUAL 2019	BUDGET 2020	BUDGET 2020	YTD 2020	ESTIMATED 2020	BUDGET 2021	BUDGET	BUDGET	
Municipal Court									
101-51680-100	ELECTED WAGES	5,400	5,400	5,400	5,400	4,050	5,400	7,000	1,600 29.63%
101-51680-102	PART-TIME WAGES	34,506	35,707	36,800	36,800	25,607	36,800	37,175	375 1.02%
101-51680-103	SOCIAL SECURITY	3,420	3,417	3,228	3,228	2,459	3,228	3,380	152 4.71%
101-51680-104	RETIREMENT	2,312	2,339	2,484	2,484	1,728	2,484	2,510	26 1.05%
101-51680-105	HEALTH INSURANCE	4,800	3,554	3,600	3,600	2,492	3,600	3,600	- 0.00%
101-51680-107	LIFE INSURANCE	53	53	53	53	39	53	53	- 0.00%
101-51680-108	DENTAL INSURANCE	-	-	1,331	1,331	-	-	-	(1,331) -100.00% Court clerk opted out of dental insurance
101-51680-109	DISABILITY INSURANCE	96	101	101	101	77	101	105	4 3.96%
101-51680-112	PER DIEM	600	300	600	600	-	600	600	- 0.00%
101-51680-201	TRAINING & CONFERENCES	845	583	1,400	1,400	-	500	1,400	- 0.00%
101-51680-204	CONTRACTUAL SERVICES	7,478	6,349	7,000	7,000	6,134	7,000	7,000	- 0.00% Software provider has said will keep rates steady due to COVID
101-51680-206	OFFICE SUPPLIES	177	625	400	400	164	400	500	100 25.00%
101-51680-208	BOOKS,SUBSCRIPTIONS	840	845	1,000	1,000	845	1,000	1,000	- 0.00%
101-51680-221	SMALL EQUIPMENT	-	-	400	400	-	-	-	(400) -100.00% Not anticipating any purchases for 2021
101-51680-228	EMPLOYEE BONDS	-	100	100	100	100	-	-	(100) -100.00% No longer required due to adoption of ACT 51
101-51680-237	JAIL KEEP	-	-	2,000	2,000	-	-	1,500	(500) -25.00%
Total Municipal Court		60,526	59,372	65,897	65,897	43,697	61,266	65,823	(74) -0.11%

CATEGORY	General Government
DEPARTMENT	Village Promotion and Goodwill
ACCOUNT ORGANIZATION	101-51960

OBJECTIVES: The objective of the Village Promotion and Goodwill account is to fund efforts related to promoting the Village of Little Chute. The primary effort related to this account is the downtown banners that are changed seasonally and the manpower related to that effort. In addition, the Clerk's office manages the production and distribution of the Village Newsletter from this account. This account is also responsible for a stipend to the Little Chute Garden Club, which manages the planters around the community through various seasons.

2021 GOALS

1. Newsletter production and distribution quarterly.
2. Continued maintenance and delivery of banner change-outs from the Municipal Services Team.

2020 ACHIEVEMENTS

1. Newsletter production and distribution changed to a quarterly effort in 2020.
2. Continued maintenance and delivery of banner change-outs from the Municipal Services Team.
3. The Spring/Summer and Christmas banners were replaced in 2020.

2021 PROPOSED VILLAGE OF LITTLE CHUTE BUDGET

								(INCREASE) DECREASE 2020	% CHANGE 2020
		ACTUAL 2018	ACTUAL 2019	BUDGET 2020	AMENDED BUDGET 2020	YTD 2020	ESTIMATED 2020	BUDGET 2021	BUDGET
Village Promotion and Goodwill									
101-51960-101	FULL-TIME WAGES	14,180	12,952	23,495	23,495	3,760	14,000	14,641	(8,854) -37.68%
101-51960-102	PART-TIME WAGES	2,831	1,120	3,000	3,000	-	-	3,000	- 0.00% COVID limited events for 2020
101-51960-103	SOCIAL SECURITY	1,451	1,218	2,371	2,371	279	1,071	1,575	(796) -33.57%
101-51960-104	RETIREMENT	1,120	1,077	1,906	1,906	254	945	1,187	(719) -37.72%
101-51960-105	HEALTH INSURANCE	5,603	4,607	6,120	6,120	1,135	3,672	2,210	(3,910) -63.89%
101-51960-107	LIFE INSURANCE	8	9	18	18	4	11	14	(4) -22.22%
101-51960-108	DENTAL INSURANCE	540	418	604	604	57	363	104	(500) -82.78%
101-51960-109	DISABILITY INSURANCE	23	25	50	50	12	30	41	(9) -18.00%
101-51960-110	OVERTIME	2,903	2,712	4,500	4,500	-	1,000	3,000	(1,500) -33.33%
101-51960-211	FOOD & PROVISIONS	2,527	3,068	3,500	3,500	619	2,000	3,000	(500) -14.29%
101-51960-212	CLOTHING ALLOWANCE	-	-	-	-	70	70	-	#DIV/0!
101-51960-215	BEAUTIFICATION SUPPLIES	948	1,239	1,500	1,500	655	1,000	1,500	- 0.00%
101-51960-218	OPERATIONAL SUPPLIES	106	64	500	500	24	100	500	- 0.00%
101-51960-219	AWARDS & RECOGNITION	124	-	500	500	-	500	500	- 0.00%
101-51960-227	NEWSLETTER	2,879	1,267	4,000	4,000	-	4,000	4,000	- 0.00%
101-51960-236	UNCLASSIFIED	29	-	-	-	-	-	-	#DIV/0!
101-51960-256	GOLDEN AGERS	250	-	-	-	-	-	-	#DIV/0!
Total Village Promotion and Goodwill		35,524	29,776	52,064	52,064	6,868	28,762	35,272	(16,792) -32.25%

CATEGORY
DEPARTMENT
ACCOUNT ORGANIZATION

General Government
Inspection
52050

MISSION

The purpose of the Inspection Department is to protect health, safety, and welfare of the public by assuring compliance by builders and owners with the Village Ordinances and State Codes which establish minimum standards for the design, construction, structural strength, quality of materials, sanitary facilities, lighting, heating and ventilating, energy conservation, fire safety, and maintenance of buildings and property. To enforce local codes in the areas of health, safety, and public nuisances as they relate to use and maintenance of property.

PERFORMANCE MEASUREMENTS

	<u>2018</u>	<u>2019</u>	<u>2020</u> As of 8/1/2020
Building Permits Issued	622	717	395
Property/Field Inspections	929	912	395
Permit Fees	\$257,754	\$108,776	\$201,552

2021 GOALS

1. Continue to explore ways to convey information and to communicate with the public concerning their building needs.
2. Continue successful and non-confrontational liquor license inspections.
3. Continue to evaluate and update permit forms.
4. Continue to enforce ordinances to maintain a clean, safe, and orderly appearance of the Village.
5. Continue to coordinate with Appleton in enforcement of Weights and Measures inspections.
6. Continue to learn about Zoning Administration.
7. Update permits/ review fee schedule

2020 ACHIEVEMENTS

1. Maintained successful compliance with Local and State building inspections.
2. Conducted successful and non-confrontational liquor license inspections.
3. Continued to improve public relations and information packets.
4. Continued enforcement of ordinances to maintain a clean, safe, and orderly appearance of the Village.
5. Updated permit brochures

CAPITAL OUTLAY

None

SIGNIFICANT PROGRAM/COST CHANGES

None

PERSONNEL CHANGES

None

2021 PROPOSED VILLAGE OF LITTLE CHUTE BUDGET

								(INCREASE)	% CHANGE
		AMENDED						DECREASE 2020	2020
		ACTUAL 2018	ACTUAL 2019	BUDGET 2020	BUDGET 2020	YTD 2020	ESTIMATED 2020	BUDGET 2021	BUDGET
Inspections									
101-52050-101	FULL-TIME WAGES	62,384	65,868	68,853	68,853	49,835	68,853	70,282	1,429 2.08%
101-52050-103	SOCIAL SECURITY	4,614	5,016	5,267	5,267	3,774	5,267	5,377	110 2.09%
101-52050-104	RETIREMENT	4,180	4,316	4,648	4,648	3,209	4,648	4,745	97 2.09%
101-52050-105	HEALTH INSURANCE	18,582	17,609	19,225	19,225	14,411	19,225	18,617	(608) -3.16%
101-52050-107	LIFE INSURANCE	51	51	52	52	39	52	52	- 0.00%
101-52050-108	DENTAL INSURANCE	1,204	1,228	1,304	1,304	913	1,304	1,304	- 0.00%
101-52050-109	DISABILITY INSURANCE	173	182	183	183	139	183	190	7 3.83%
101-52050-201	TRAINING & CONFERENCES	656	385	1,000	1,000	484	700	1,000	- 0.00% Cell phone averages \$40 per month
101-52050-203	TELEPHONE	341	391	300	300	324	480	480	180 60.00%
101-52050-204	CONTRACTUAL SERVICES	5,796	6,960	7,000	7,000	5,220	6,960	7,000	- 0.00%
101-52050-206	OFFICE SUPPLIES	-	10	100	100	-	-	100	- 0.00%
101-52050-207	PRINTING & REPRODUCTION	-	127	400	400	-	-	300	(100) -25.00%
101-52050-208	BOOKS,SUBSCRIPTIONS,MEMBERSHIP	827	206	1,300	1,300	50	200	1,200	(100) -7.69%
101-52050-218	OPERATIONAL SUPPLIES	341	1,338	1,800	1,800	563	1,300	1,800	- 0.00%
101-52050-221	SMALL EQUIPMENT	-	-	800	800	-	300	800	- 0.00%
101-52050-247	VEHICLE	1,739	2,333	3,000	3,000	1,352	2,000	3,000	- 0.00%
Total Inspections		100,887	106,019	115,232	115,232	80,312	111,472	116,247	1,015 0.88%

CATEGORY
DEPARTMENT
ACCOUNT ORGANIZATION

Public Safety
Fire Department
55200

MISSION:

The mission of the Little Chute Fire Department (LCFD) is to minimize the loss of life and property from the effects of fire and other emergencies, and to render assistance as required. Inherent in this goal is the desire to protect and enhance the quality of life of our citizens and community by responding quickly, performing with the excellence, serving at every opportunity, and providing public education with special emphasis on programs for children. All emergency and non-emergency services are developed, maintained and provided by highly trained volunteers dedicated to excellence.

PERFORMANCE MEASUREMENTS

	<u>2018</u>	<u>2019</u>	<u>2020</u>	<u>Target 2021</u>
Fire Department responses	165	202		
Fire Department responses as of 8/31/2020			94	
Inspections by Fire Inspector	790	790		790
Inspections by Fire Inspector as of 8/31/2020			103	

2021 GOALS

- Continue to write and apply for grants to upgrade or replace existing equipment to aide in keeping or upgrading it to current NFPA standards
- Continue to implement recommendations from the fire study that was completed in 2020
- Continue efforts to educate and train firefighters and fire officers through our weekly training and also courses provided through FVTC and other sources (conferences, etc.)
- Recruit and train new firefighters to ensure staffing is at the proper level
- Continue fire prevention in-school sessions and open house programs for the public. To be readily available for fire extinguisher training for care facilities and manufacturing facilities
- Increase fire prevention efforts and enhance record keeping with filing with

the National Fire Reporting Service (NFRS) Uniform Fire Code 2006 and the Wisconsin Department of Commerce (WDC) chapter 14

- Continue to upgrade the department according to NFPA uniform fire code 2006, WDC Chapter 14 Fire Prevention and Chapter 30 standards, such as safety and fire scene accountability program also Wisconsin SPS330 codes in regards to fire department safety and health matters.
- Continue inspections of commercial businesses and multi-family residential structures per NFPA requirements.

SIGNIFICANT PROGRAM/COST CHANGES

- Our current PPE (Personal Protective Equipment=Firefighting coat and bunker pants) is at its 10-year life expectancy, we are planning on replacing it on a 3 year cycle, 15 sets per year @ a cost of \$3,000 each.

PERSONNEL CHANGES/JUSTIFICATION

- Due to several retirements and future retirements we are seeking to add between 3 to 6 personnel to keep us at proper staffing levels.

2020 ACHIEVEMENTS

- Added 3 new members to the department, due to Covid19 training was delayed, but will be started in October 2020
- Accepted applications for and additional 3 to 6 members, with the plan to do final voting and acceptance in September of 2020, training for these members will be starting in October 2020.
- Completed a fire study which will be presented to the Village Board in October 2020
- Began work on recommendations from the fire study.
- Multiple members have attended Outagamie County Fire Chiefs Association (OCFCA) meetings (Chief Jansen is currently Secretary/Treasurer of OCFCA) Mutual Aide Box Alarm System (MABAS) meetings, Outagamie County Fire Investigation meetings, and Little Chute Fire Commission meetings, Chief Jansen is also a member of the FVTC Fire Safety Center advisory committee.
- Received a grant from Crystal Print Foundation
- Wrote a grant request from FEMA for equipment to clean and dry PPE equipment

- Due to Covid19 our training schedule was heavily modified, we did hold weekly training events when it was feasibly possible.
- Worked with the local schools and day cares to provide fire safety programs, due to Covid19 this was limited.
- Continued fire inspections as per NFPA requirements, Covid19 effected the amount that were completed.

CAPITAL OUTLAY

2021 PROPOSED VILLAGE OF LITTLE CHUTE BUDGET

								(INCREASE) DECREASE 2020	% CHANGE 2020	
		ACTUAL 2018	ACTUAL 2019	BUDGET 2020	AMENDED BUDGET 2020	YTD 2020	ESTIMATED 2020	BUDGET 2021	BUDGET	BUDGET
Fire Operations										
101-52200-101	FULL-TIME WAGES	5,935	5,979	6,374	6,374	5,232	6,374	6,435	61	0.96%
101-52200-102	PART-TIME WAGES	17,406	19,110	17,556	17,556	10,520	17,556	17,732	176	1.00%
101-52200-103	SOCIAL SECURITY	3,250	3,609	4,125	4,125	1,838	3,441	3,675	(450)	-10.91%
101-52200-104	RETIREMENT	39,305	37,826	41,506	41,506	35,894	37,900	38,426	(3,080)	-7.42% Includes Volunteer Firefighter Length of Service Awards Program
101-52200-105	HEALTH INSURANCE	2,566	2,211	2,084	2,084	1,925	2,084	2,171	87	4.17%
101-52200-107	LIFE INSURANCE	8	6	6	6	4	6	6	-	0.00%
101-52200-108	DENTAL INSURANCE	806	805	1,541	1,541	623	807	800	(741)	-48.09%
101-52200-109	DISABILITY INSURANCE	22	19	17	17	11	18	18	1	5.88%
101-52200-110	OVERTIME	-	156	-	-	28	50	100	100	#DIV/0!
101-52200-111	FIREFIGHTERS	20,325	23,143	24,000	24,000	9,050	21,000	24,000	-	0.00%
101-52200-112	PER DIEM	5,946	4,050	6,000	6,000	-	-	6,000	-	0.00% Training canceled - virtual due to COVID in 2020
101-52200-201	TRAINING & CONFERENCES	11,813	10,853	11,500	11,500	1,156	5,000	11,500	-	0.00%
101-52200-203	TELEPHONE	3,301	3,011	3,500	3,500	2,209	3,500	3,550	50	1.43%
101-52200-204	CONTRACTUAL SERVICES	4,079	11,856	15,000	26,200	21,075	26,200	15,000	-	0.00%
101-52200-205	EQUIPMENT REPAIR	1,868	1,516	6,500	6,500	1,322	5,000	6,500	-	0.00%
101-52200-206	OFFICE SUPPLIES	1,193	805	800	800	495	650	800	-	0.00%
101-52200-207	PRINTING & REPRODUCTION	687	463	800	800	134	600	800	-	0.00%
101-52200-208	BOOKS,SUBSCRIPTIONS,MEMBERSHIP	4,108	5,606	4,000	4,000	3,840	4,000	4,500	500	12.50%
101-52200-211	FOOD & PROVISIONS	19,934	23,288	25,750	25,750	5,414	20,000	25,750	-	0.00%
101-52200-212	CLOTHING ALLOWANCE	2,260	4,780	5,500	5,500	2,502	3,500	5,500	-	0.00%
101-52200-213	SAFETY EQUIPMENT	17,153	23,716	22,600	22,600	22,464	22,600	68,000	45,400	200.88% 1st of 3 installment of PPE, 15 sets @ \$3000 each, required to be replaced every 10 yrs
101-52200-215	CHEMICALS	1,715	340	1,400	1,400	22	500	1,500	100	7.14%
101-52200-218	OPERATIONAL SUPPLIES	1,948	5,436	2,800	2,800	5,426	5,430	3,500	700	25.00%
101-52200-219	AWARDS & RECOGNITION	6,690	8,081	4,800	4,800	1,979	4,800	5,000	200	4.17%
101-52200-220	INSURANCE	2,493	5,006	-	-	-	-	-	-	#DIV/0!
101-52200-221	SMALL EQUIPMENT	17,733	8,320	18,000	18,000	965	12,000	18,000	-	0.00%
101-52200-225	FIRE PREVENTION PROGRAM	4,148	3,420	3,200	3,200	847	3,000	3,200	-	0.00%
101-52200-240	COMPUTER MAINTENANCE	458	4,107	4,800	4,800	-	3,000	4,800	-	0.00%
101-52200-242	BLDG & GRNDS REPAIR/MAINTENANC	-	367	200	200	65	66	-	(200)	-100.00%
101-52200-243	CUSTODIAL - CONTRACTUAL	-	-	-	-	197	197	-	-	#DIV/0!
101-52200-245	CUSTODIAL - EQUIPMENT	-	75	-	-	-	-	-	-	#DIV/0!
101-52200-247	VEHICLE	23,687	30,837	21,000	21,000	24,129	24,130	24,000	3,000	14.29%
101-52200-302	EQUIPMENT REPLACEMENT	17,316	11,386	29,300	29,300	2,567	15,000	29,300	-	0.00%
Total Fire Operations		238,154	260,183	284,659	295,859	161,933	248,409	330,563	45,904	16.13%
Fire Allocated										
101-52250-230	WORKERS COMPENSATION INS	7,949	7,213	9,000	9,000	5,505	7,505	9,700	700	7.78% Increased payroll base, rates and Village had increase in experience modifier
101-52250-231	PROPERTY & LIABILITY INSURANCE	12,955	13,192	14,000	14,000	19,131	19,131	20,061	6,061	43.29% 15%+ market increases in property insurance - League holding to 10%
101-52250-241	CUSTODIAL - JOINT SERVICE	5,576	-	-	-	-	-	-	-	#DIV/0!
101-52250-242	CUSTODIAL BLDG REPAIR/MAINT	1,061	124	1,400	1,400	-	1,400	1,400	-	0.00%
101-52250-243	CUSTODIAL - CONTRACTUAL	472	3,062	7,850	7,850	2,212	7,850	7,900	50	0.64%
101-52250-244	CUSTODIAL-OPERATIONS	404	154	1,100	1,100	287	1,100	1,200	100	9.09%
101-52250-245	CUSTODIAL - EQUIPMENT	931	21	3,500	3,500	-	3,500	3,500	-	0.00%
101-52250-248	PUBLIC FIRE PROTECTION	318,270	318,270	318,720	318,720	238,703	318,720	318,720	-	0.00%
101-52250-249	UTILITIES	7,434	8,549	8,500	8,500	5,855	8,500	8,500	-	0.00%
Total Fire Allocated		355,053	350,585	364,070	364,070	271,692	367,706	370,981	6,911	1.90%

CATEGORY
DEPARTMENT
ACCOUNT ORGANIZATION

Public Safety
Crossing Guards
101-52350

MISSION:

The Crossing Guard Program provides safe, supervised, street crossings for students who walk or bicycle to and from school.

PERFORMANCE MEASUREMENTS

	<u>2018</u>	<u>2019</u>	<u>2020</u>	<u>Target</u> <u>2021</u>
Number of intersections covered	13	13/12	12	12
Number of students crossed	NM			

2021 GOALS

1. Continue to provide safe, supervised, street crossings for students traveling to and from school.
2. Continue to observe and report activity that is dangerous or threatening to the safety of children at the intersections where and when an adult crossing guard is present.
3. Continue to teach and reinforce traffic safety skills for children and other pedestrians at the intersections where and when an adult crossing guard is present.
4. Provide additional/refresher training for the crossing guards regarding proper and safe methods for helping students and other pedestrians cross intersections.
5. Continue to monitor intersections throughout the village to determine locations and times adult crossing guards need to be placed taking into consideration the safety of students and the efficiency of the crossing guard program.

SIGNIFICANT PROGRAM/COST CHANGES

None

PERSONNEL CHANGES/JUSTIFICATION

None

2020 ACHIEVEMENTS

1. Provided safe, supervised, street crossings for students traveling to and from school.
2. Provided annual training for crossing guards regarding the proper and safe methods of helping students cross intersections.

CAPITAL OUTLAY

None

2021 PROPOSED VILLAGE OF LITTLE CHUTE BUDGET

								(INCREASE)	% CHANGE	
		AMENDED						DECREASE 2020	2020	
		ACTUAL 2018	ACTUAL 2019	BUDGET 2020	BUDGET 2020	YTD 2020	ESTIMATED 2020	BUDGET 2021	BUDGET	BUDGET
Crossing Guards										
101-52350-102	PART-TIME WAGES	51,889	77,686	81,407	81,407	45,625	78,000	81,791	384	0.47%
101-52350-103	SOCIAL SECURITY	3,970	5,943	6,228	6,228	3,557	5,967	6,257	29	0.47%
101-52350-113	UNEMPLOYMENT COMPENSATION	83	-	-	-	-	-	-	-	#DIV/0!
101-52350-204	CONTRACTUAL SERVICES	82	-	500	500	-	100	500	-	0.00%
101-52350-218	OPERATIONAL SUPPLIES	908	476	1,000	1,000	430	900	1,000	-	0.00%
Total Crossing Guards		56,932	84,105	89,135	89,135	49,612	84,967	89,548	413	0.46%

CATEGORY
DEPARTMENT
ACCOUNT ORGANIZATION

Public Works
Administration
53100

MISSION:

This budget provides for the administrative services of the department; manages the construction of public works projects; manages the transportation network; and provides and maintains a system of records and maps.

2020 PERFORMANCE MEASURES: *through July 2020 unless otherwise noted**

PERFORMANCE MEASUREMENTS

	<u>2018</u>	<u>2019</u>	<u>2020</u>	<u>Target 2021</u>
Number of Construction Projects Let <u>2018:</u> #1 Utility Reconstruction – Hayes Street, Wilson Street, Downtown Storm #2 Concrete Paving – Hayes Street and Wilson Street #3 Concrete Paving – Daytona Lane #4 Utility Projects - Northeast Sanitary Sewer Extension, Buchanan Road Water Main Extension, Bohm Drive Water Main Reconstruction <u>2019:</u> #1 Asphalt Paving – Park Avenue #2 Utility Reconstruction – Evergreen Drive #3 Concrete Paving – Evergreen Drive <u>2020:</u> #1 Utility & Street Reconstruction – Carol Lynn Drive and Homewood Court #2 Water Main Replacement – Moasis Drive <u>2021:</u> #1 Concrete Median - CTN – Madison Street #2 Utility & Street Reconstruction – Evergreen Drive and Harzheim	4	3	2	4

Drive #3 Pine Street Parking #4 Vandenbroek Pond				
Prepared and Mailed Project Construction Notices / Letters <u>2018:</u> Hayes, Wilson and Daytona <u>2019:</u> Park Avenue and Evergreen Drive <u>2020:</u> Carol Lynn Drive, Homewood Court, and Moasis Drive	61 Properties 2018 Projects	94 Properties 2019 Projects	82 Properties 2020 Projects	To Be Determined 2021 Projects
Special Assessment Invoices Prepared – Concrete and Utility (Concrete and Sanitary, Storm Sewer Laterals)	26/\$408,681.98 2017 Projects Special Assessments	61/\$532,504.82 2018 Projects Special Assessments	68/\$175,279.32 2019 Projects Special Assessments	To Be Determined 2020 Projects
Special Charges Invoices Prepared – Utility (Private Sanitary and Water Laterals)	0/\$0.00 2017 Projects Special Charges	30/\$118,841.39 2018 Projects Special Charges	0/\$0.00 2019 Projects Special Charges	
Lineal Feet of Storm Main Installed	4110.5 LF	10,634.1 LF	3,965 LF	N/A
Vertical Feet of Storm Manholes Installed	190.46 VF	322.79 VF	138.5 VF	N/A
Number of Storm Inlets Installed	20 EA	53 EA	34 EA	N/A
Number of Parcels Receiving New Storm Laterals	52 EA	63 EA	16 EA	N/A
Lineal Feet of Sanitary Main Installed	3018.5 LF	4857 LF	457.2 LF	N/A
Number of Sanitary Laterals Installed	42 EA	66 EA	6 EA	N/A
Vertical Feet of Sanitary Manholes Installed	127.72 VF	229.55 VF	16.6 VF	N/A
Number of New Water Valves Installed (New or Replacements)	13 EA	31 EA	14 EA	N/A
Lineal Feet of Waterman Installed	1699.5 LF	6221.1 LF	3,227 LF	N/A
Number of Parcels Receiving New Water Laterals	0	0	0	N/A
Street Excavation Permits Issued	64	67	41	N/A
Sidewalk/Driveway/Curb Cut Permits Issued	32	21	26	N/A
Storm Water Erosion Control Permits Issued	11	9	8	N/A
Prepared and Mailed "Weed" Notices	56	35	20	N/A
Prepared and Mailed "Weed" Invoices	8	2	7	N/A

Prepared and Mailed Business Sanitation Invoices (2018 starting billing businesses monthly on water bills. 17 businesses do not have water bills.)	19	17	18	N/A
Prepared and Mailed Private Snow Removal Invoices	12	23	18	N/A
Prepared DPW section of Real Estate Inquiry Form	300	303	242	N/A
Number of DPW Newsletters Composed and Mailed to All Residents, Businesses, and Property Owners (In 2020 mailed a Fall and Spring Newsletter.)	5,174	5,265	Spring 5,325 Fall To Be Determined	N/A

2021 GOALS

1. Continue to investigate and approve Utilities in the Right-of-way.
2. Compose and mail annual Department of Public Works Newsletter to all residents and businesses.
3. Assist with new development within the Village.
4. Complete 2021 Projects – CTN to Madison Street Concrete Median, Evergreen Drive, Harzheim Drive, Pine Street Parking and Vandenbroek Pond.

SIGNIFICANT PROGRAM/COST CHANGES

None.

PERSONNEL CHANGES/JUSTIFICATION

None.

2020 ACHIEVEMENTS

1. Completed concrete paving project – Moasis Drive Water Main, Homewood Court, and Carol Lynn Drive
2. Do extensive engineering and planning of construction projects scheduled for 2021.
3. Continue to investigate and approve Utilities in the Right-of-way.
4. Compose and mail annual Department of Public Works Newsletter to all residents.
5. Assist with new development within the Village.

CAPITAL OUTLAY

Equipment: See 53330 Vehicle Maintenance

Vehicle Equipment Replacement: See 53330 Vehicle Maintenance

2021 PROPOSED VILLAGE OF LITTLE CHUTE BUDGET

									(INCREASE)	% CHANGE
		ACTUAL 2018	ACTUAL 2019	BUDGET 2020	AMENDED BUDGET 2020	YTD 2020	ESTIMATED 2020	BUDGET 2021	DECREASE 2020	2020
									BUDGET	BUDGET
Public Works Administration										
101-53100-101	FULL-TIME WAGES	31,518	10,259	10,712	10,712	7,497	10,712	10,939	227	2.12%
101-53100-103	SOCIAL SECURITY	2,398	785	819	819	573	820	837	18	2.20%
101-53100-104	RETIREMENT	1,059	672	723	723	506	724	739	16	2.21%
101-53100-105	HEALTH INSURANCE	1,300	1,853	1,962	1,962	1,471	1,962	1,901	(61)	-3.11%
101-53100-107	LIFE INSURANCE	7	5	5	5	4	5	6	1	20.00%
101-53100-108	DENTAL INSURANCE	289	132	133	133	94	133	134	1	0.75%
101-53100-109	DISABILITY INSURANCE	36	28	28	28	22	28	30	2	7.14%
101-53100-201	TRAINING & CONFERENCE	215	-	2,200	2,200	561	1,000	1,900	(300)	-13.64%
101-53100-202	LOCAL AUTO EXPENSE	-	-	150	150	-	150	150	-	0.00%
101-53100-204	CONTRACTUAL SERVICES	-	-	1,000	1,000	-	1,000	1,000	-	0.00%
101-53100-206	OFFICE SUPPLIES	123	-	100	100	24	100	100	-	0.00%
101-53100-208	BOOKS,SUBSCRIPTIONS,MEMBERSHIP	645	49	1,600	1,600	298	1,000	1,500	(100)	-6.25%
101-53100-218	OPERATIONAL SUPPLIES	-	-	100	100	-	100	100	-	0.00%
101-53100-219	AWARDS & RECOGNITION	-	-	300	300	-	-	200	(100)	-33.33%
101-53100-227	PUBLIC INFORMATION	130	-	115	115	-	115	115	-	0.00%
101-53100-306	BUILDING & GROUNDS	-	-	10,000	10,000	-	10,000	5,000	(5,000)	-50.00%
Total Public Works Administration		37,721	13,783	29,947	29,947	11,051	27,849	24,651	(5,296)	-17.68%

CATEGORY
DEPARTMENT
ACCOUNT ORGANIZATION

Public Works
Street Repair & Maintenance
53300

MISSION:

To provide high quality, innovative and cost-effective maintenance to village infrastructure, signs and rights of way while providing the highest service level possible to the citizens of Little Chute. To be proactive, preventative, customer-service approach to street repair & maintenance in which the citizens of Little Chute are proud to live and work.

PROGRAM GUIDELINES:

The Village maintains paved streets. Maintenance includes patching and repairing of asphalt and concrete streets including sidewalks, as well as painting, grading, graveling, dust control, and crack sealing.

2020 PERFORMANCE MEASURES: *through July 2020 unless otherwise noted**

PERFORMANCE MEASUREMENTS

	<u>2018</u>	<u>2019</u>	<u>2020</u>	<u>Target 2021</u>
Gross Miles of Village Streets	57.43	57.43	57.43	N/A
County Miles of Streets	6.15	6.15	6.15	N/A
Municipal Miles of Streets	51.28	51.28	51.28	N/A
Percentage of Streets Painted	80%	80%	80%	N/A
Square Feet of Concrete Streets Repaired by Village Forces	1274 Sq. Ft.	333 Sq. Ft.	421 Sq. Ft.	N/A
Square Feet of Concrete Aprons Repaired by Village Forces	212 Sq Ft.	0 Sq. Ft.	0 St. Ft.	N/A
Square Feet of Concrete Sidewalk Repaired by Village Forces	523 Sq. Ft.	2,279 Sq. Ft.	3,341 Sq. Ft.	N/A
Lineal Feet of Curb and Gutter Repaired by Village Forces	151'	111'	88'	N/A
Square Feet of Streets Repaired with Hot Mix by Village Forces	6,430 Sq Ft.	1,160 Sq. Ft.	3,948 Sq. Ft.	N/A
Number of Street Signs Replaced (Wayfinding Signs included – 20 in 2018 and 4 in 2019)	35	16	15	N/A
<u>Streets Chip Sealed in 2018:</u> None <u>Streets Chip Sealed in 2019:</u> None <u>Streets Chip Sealed in 2020:</u> Taylor, Washington, Van Buren, and Harrison <u>Streets to be Chip Sealed in 2021:</u> To be determined	None	None	Taylor, Washington, Van Buren, and Harrison	To Be Determined
Square Feet of Crack Sealing	3,800'	7,688'	12,550'	N/A

2021 GOALS

1. Continue Street sign program.
2. Continue street painting program.
3. Maintain downtown aesthetics.
4. Maintain a budget account strictly for major street repair maintenance projects.
5. Continue annual sidewalk & rehabilitation program.

SIGNIFICANT PROGRAM/COST CHANGES

Rehabilitation for Village sidewalks was taken over by Village forces in 2019. In the past a contractor would be hired to do the work and residents would be assessed for the rehab. With the new program there are no assessment for the residents.

PERSONNEL CHANGES/JUSTIFICATION

No new positions were created. Hired one Village Fleet Mechanic and one laborer for the Department of Public Works, Parks and Forestry.

2020 ACHIEVEMENTS

1. Completed 80% of street painting.
2. Repaired 3,948 Sq. Ft. of streets with hot mix.
3. Replaced 15 street signs.
4. Crack sealed 12,550' Sq. Ft.

CAPITAL OUTLAY

Equipment: See 53330 Vehicle Maintenance

Vehicle Equipment Replacement: See 53330 Vehicle Maintenance

2021 PROPOSED VILLAGE OF LITTLE CHUTE BUDGET

								(INCREASE) DECREASE 2020	% CHANGE 2020
		ACTUAL 2018	ACTUAL 2019	BUDGET 2020	AMENDED BUDGET 2020	YTD 2020	ESTIMATED 2020	BUDGET 2021	BUDGET
Street Repair and Maintenance									
101-53300-101	FULL-TIME WAGES	205,059	213,442	221,609	221,609	147,389	221,609	226,925	5,316 2.40%
101-53300-102	PART-TIME WAGES	2,674	1,312	7,681	7,681	5,767	6,000	4,000	(3,681) -47.92%
101-53300-103	SOCIAL SECURITY	15,506	15,799	17,771	17,771	11,256	17,275	17,682	(89) -0.50%
101-53300-104	RETIREMENT	13,314	13,976	14,905	14,905	9,891	15,040	15,332	427 2.86%
101-53300-105	HEALTH INSURANCE	62,595	66,192	73,327	73,327	53,300	73,327	75,541	2,214 3.02%
101-53300-107	LIFE INSURANCE	181	190	187	187	137	187	188	1 0.53%
101-53300-108	DENTAL INSURANCE	4,371	4,345	4,738	4,738	3,327	4,738	4,751	13 0.27%
101-53300-109	DISABILITY INSURANCE	538	599	616	616	499	616	625	9 1.46%
101-53300-110	OVERTIME	1,870	1,345	3,000	3,000	337	1,200	1,000	(2,000) -66.67%
101-53300-201	TRAINING & CONFERENCE	861	-	2,500	2,500	-	1,000	1,500	(1,000) -40.00%
101-53300-204	CONTRACTUAL SERVICES	10,073	5,242	18,000	18,000	13,419	15,000	18,000	- 0.00%
101-53300-208	BOOKS,SUBSCRIPTIONS,MEMBERSHIP	20	865	500	500	581	600	500	- 0.00%
101-53300-210	RENTALS	-	-	100	100	-	100	100	- 0.00%
101-53300-211	FOOD & PROVISIONS	-	69	200	200	-	100	100	(100) -50.00%
101-53300-212	CLOTHING ALLOWANCE	-	-	-	-	1,078	1,200	1,200	1,200 #DIV/0!
101-53300-213	SAFETY EQUIPMENT	2,406	222	1,000	1,000	913	1,000	1,000	- 0.00%
101-53300-215	SIDEWALK REPAIR	-	10,105	8,200	8,200	7,232	7,300	8,000	(200) -2.44% Moved from construction materials 53300-216
101-53300-216	CONSTRUCTION MATERIALS	5,555	9,914	36,800	61,800	3,558	50,000	55,000	18,200 49.46%
101-53300-218	OPERATIONAL SUPPLIES	12,241	7,646	10,000	10,000	4,649	10,000	10,000	- 0.00%
101-53300-219	AWARDS & RECOGNITION	272	-	500	500	-	100	200	(300) -60.00%
101-53300-221	SMALL EQUIPMENT	427	-	2,000	2,000	2,022	2,200	2,000	- 0.00%
101-53300-225	OTHER NON-PERSON	27	-	-	-	(45)	45	-	- #DIV/0!
101-53300-226	POSTAGE	109	125	150	150	307	400	150	- 0.00%
101-53300-227	PUBLIC INFORMATION	416	322	500	500	168	500	500	- 0.00%
101-53300-246	RAILROAD MAINTENANCE	30,359	17,600	24,000	24,000	24,000	24,000	28,000	4,000 16.67% Railworks x-tie (26K), Weed & Maint (2K)
101-53300-248	PUBLIC PARKING LOTS	3,168	3,119	8,000	8,000	-	8,000	7,000	(1,000) -12.50%
101-53300-249	STREET LIGHTING	123,395	133,000	140,000	140,000	97,270	140,000	140,000	- 0.00%
101-53300-263	CHIP SEAL	-	16,590	30,000	30,000	37,500	40,000	30,000	- 0.00%
101-53300-301	NEW EQUIPMENT	-	-	-	-	-	-	20,000	20,000 #DIV/0! Pavement Router
Total Street Repair and Maintenance		495,437	522,018	626,284	651,284	424,554	641,537	669,294	43,010 6.87%

CATEGORY
DEPARTMENT
ACCOUNT ORGANIZATION

Public Works
Support Services
53310

MISSION:

This budget provides for the overall coordination of the Village employee safety program, operations and maintenance of the Municipal Services Building. The Director of Public Works is responsible for the safety program and the Director of Public Works is responsible for overall operations of the building.

2020 PERFORMANCE MEASURES: *through July 2020 unless otherwise noted**

PERFORMANCE MEASUREMENTS

	<u>2018</u>	<u>2019</u>	<u>2020</u>	<u>Target 2021</u>
In-house Hours Spent Maintaining Municipal Services Building <u>2018:</u> (Full-time 1,719.50; Part-time 15) = 1,734.50 <u>2019:</u> (Full-time 309.25; Part-time 6) = 313.25 <u>2020:</u> (Full-time 273.25; Part-time 23) = 296.25	1,734.50	313.25	296.25	N/A
Hours of Safety Training (Per Employee)	8	8	8	N/A

2021 GOALS

1. Continue to coordinate Village employee safety awareness and training to achieve an efficient and safe work environment.
2. Continue to coordinate building and grounds operations.
3. Continue to make succession plan work to meet the needs of public works/parks/forestry one team in regards to operations and maintenance.
4. To keep new municipal building clean and organized.

SIGNIFICANT PROGRAM/COST CHANGES

None.

PERSONNEL CHANGES/JUSTIFICATION

None.

2020 ACHIEVEMENTS

1. Continued to coordinate Village employee safety awareness and training to achieve an efficient and safe work environment.
2. Contracted hearing tests for employees.
3. Contracted (random) drug and alcohol testing of employees
4. Continued to coordinate building and grounds operations.
5. Continued to work to make succession plan succeed.
6. Continued in-house cleaning and maintenance of Municipal Service Building

CAPITAL OUTLAY

Equipment: See 53330 Vehicle Maintenance

Vehicle Equipment Replacement: See 53330 Vehicle Maintenance

2021 PROPOSED VILLAGE OF LITTLE CHUTE BUDGET

									(INCREASE)	% CHANGE
									DECREASE 2020	2020
	ACTUAL 2018	ACTUAL 2019	BUDGET 2020	AMENDED BUDGET 2020	YTD 2020	ESTIMATED 2020	BUDGET 2021	BUDGET	BUDGET	
Public Works Support Services										
101-53310-101	FULL-TIME WAGES	51,594	16,380	12,172	12,172	11,118	13,500	12,291	119	0.98%
101-53310-102	PART-TIME WAGES	95	83	500	500	139	200	200	(300)	-60.00%
101-53310-103	SOCIAL SECURITY	3,871	1,205	969	969	820	1,071	959	(10)	-1.03%
101-53310-104	RETIREMENT	3,525	1,060	804	804	732	932	833	29	3.61%
101-53310-105	HEALTH INSURANCE	16,391	5,111	2,932	2,932	3,626	3,700	3,055	123	4.20%
101-53310-107	LIFE INSURANCE	50	17	11	11	10	13	11	-	0.00%
101-53310-108	DENTAL INSURANCE	1,132	297	175	175	232	235	175	-	0.00%
101-53310-109	DISABILITY INSURANCE	144	50	33	33	29	37	34	1	3.03%
101-53310-110	OVERTIME	1,021	278	700	700	102	300	300	(400)	-57.14%
101-53310-201	TRAINING & CONF	-	6	130	130	-	130	130	-	0.00%
101-53310-203	TELEPHONE	8,435	2,544	2,340	2,340	2,748	3,000	3,000	660	28.21%
101-53310-204	CONTRACTUAL SERVICES	10,953	2,936	2,392	2,392	1,126	2,392	2,400	8	0.33%
101-53310-206	OFFICE SUPPLIES	760	201	260	260	66	260	260	-	0.00%
101-53310-207	PRINTING & REPRODUCTION	6,720	1,763	1,820	1,820	1,848	1,900	1,820	-	0.00%
101-53310-212	CLOTHING ALLOWANCE	-	-	-	-	56	100	100	100	#DIV/0!
101-53310-213	SAFETY EQUIPMENT/PROGRAM	9,070	3,678	2,340	2,340	1,235	2,340	2,340	-	0.00%
101-53310-218	OPERATIONAL SUPPLIES	347	54	130	130	198	400	130	-	0.00%
101-53310-219	AWARDS & RECOGNITION	86	-	-	-	-	-	-	-	#DIV/0!
101-53310-221	SMALL EQUIPMENT	-	-	156	156	-	1,560	156	-	0.00%
101-53310-240	COMPUTER MAINTENANCE	-	64	-	-	-	100	100	100	#DIV/0!
101-53310-243	CUSTODIAL - CONTRACTUAL	-	3,865	3,704	3,704	2,446	3,704	4,284	580	15.66%
101-53310-244	CUSTODIAL-OPERATIONAL SUPPLIES	678	271	298	298	-	298	336	38	12.75%
101-53310-245	CUSTODIAL - EQUIP REPAIR/MAINT	-	124	650	650	(8)	650	700	50	7.69%
101-53310-249	BUILDING UTILITIES	39,398	10,708	12,740	12,740	8,926	12,740	13,160	420	3.30%
101-53310-306	BUILDING & GROUNDS	-	302	-	-	-	-	-	-	#DIV/0!
Total Public Works Support Services		154,269	50,996	45,256	45,256	35,447	49,562	46,774	1,518	3.35%

CATEGORY
DEPARTMENT
ACCOUNT ORGANIZATION

Public Works
Vehicle Maintenance
53330

MISSION:

This budget provides for the maintenance of all Public Works/Parks vehicles. The Director of Public Works is responsible for overall operations of this budget.

2020 PERFORMANCE MEASURES: *through July 2020 unless otherwise noted**

PERFORMANCE MEASUREMENTS

	<u>2018</u>	<u>2019</u>	<u>2020</u>	<u>Target 2021</u>
Updated Fleet - Number of Vehicles Purchased	4	5	4	3
Replaced Equipment: <u>2018:</u> *2018 John Deere HPX615E Gator – Replaced Vehicle #79 (05 Kawasaki Mule Utility Vehicle *John Deere Front Mount Mower - Model 1575 – Replaced #48 (05 John Deere F1445 Mower) <u>2019:</u> *#38 2019 Freightliner, Model M2106 Leaf Vacuum (Storm) – Replaced old #38 1989 Ford L8000 Leaf Vacuum *#160 2019 Toro Workman HDX (Parks) – Replaced #22 2007 Pro Gator *#81 2019 International A-Series Street Sweeper – Replaced #13 2009 Tymco #800 Street Sweeper <u>2020:</u> None <u>2021:</u> To Be Determined	2	3	0	To Be Determined
New Equipment: <u>2018:</u> *2018 John Deere HPX615E Gator *2018 John Deere Front Mount Mower - Model 1575 *2010 Vermeer BC 1500 Chipper <u>2019:</u> *#38 2019 Freightliner, Model M2106 Leaf Vacuum (Storm) *#160 2019 Toro Workman HDX (Parks) *#123 Edgeline 102 x 10 Trailer (Parks) *#51 2019 Crack Sealer – Crack Pro 125D (Streets) <u>2020:</u> *#3 2020 Freightliner Dump Truck with Plow	\$33,828.52 (Vermeer Chipper Was Donated)	\$483,873.20	\$292,851.40	Cost To Be Determined

Wing and Sand / Salter (Snow) *#159 Sand Pro 5040 Ball Diamond Groomer (Parks) *#201 2020 Ford F250 Super Duty Truck (Water) *#202 Dodge Ram 1500 Truck (Storm) *#203 2020 Chevrolet Equinox (Inspector) <u>2021:</u> *Used Bucket Truck (Forestry) *Refuse Truck (Cost Shared With Kimberly) *Water Utility Vehicle (Cost to share with Kimberly)				
Total Hours Spent Repairing/Maintaining Vehicles <u>2018:</u> (Full-time 2,212.50 ; Part-time 21.50) = 2,234 <u>2019:</u> (Full-time 2,248.25 ; Part-time 10) = 2,258.25 <u>2020:</u> (Full-time 1,162.75 ; Part-time 7.75) = 1,170.50	2,234	2,258.25	1,170.50	N/A
Number of Repairs Done on all Vehicles	378	490	286	N/A
Major Repairs (costing over \$2,000 per vehicle) <u>2018:</u> #5, #6, #13, #19, #21, #26, #32, #83 <u>2019:</u> #19, #23, #26, #41, #43, #58 <u>2020:</u> #6 (Three Times), #81	8	6	4	N/A

2021 GOALS

1. Continue to streamline the expenditure tracking for vehicle operations and repairs.
2. Track monthly expenditures and charged other departments for their expenses.
3. Track total number of repairs done in-house to vehicles.
4. Track number of major repairs done in-house to vehicles.
5. Complete Fixed Asset sheets for all new equipment.
6. Complete insurance sheets for adding new/deleting old vehicles from insurance coverage.
7. Provide reliable fleet.

SIGNIFICANT PROGRAM/COST CHANGES

None.

PERSONNEL CHANGES/JUSTIFICATION

None.

2020 ACHIEVEMENTS

1. Continued to streamline the expenditure tracking for vehicle operations and repairs.
2. Tracked monthly expenditures and charged other departments for their expenses.
3. Completed Fixed Asset sheets for all new equipment.
4. Completed insurance sheets for adding new/deleting old vehicles from insurance coverage.

CAPITAL OUTLAY**Equipment New:**

2018:	2018 John Deere HPX615E Gator 2018 John Deere Front Mount Mower - Model 1575 2010 Vermeer BC 1500 Chipper (Donation)
2019:	2019 Freightliner, Model M2106 Leaf Vacuum 2019 Toro Workman HDX Edgeline 102 x 10 Trailer 2019 Crack Pro 125D – Crack Sealer
2020:	#3 2020 Freightliner Dump Truck with Plow Wing and Sand / Salter #159 Sand Pro 5040 Ball Diamond Groomer #201 2020 Ford F250 Super Duty Truck #202 2020 Dodge Ram 1500 Truck #203 2020 Chevrolet Equinox
2021:	Used Bucket Truck (Forestry) Refuse Truck (Cost Shared With Kimberly) Water Utility Vehicle (Cost to share with Kimberly)

Vehicle Equipment Replacement:

2018:	#79 05 Kawasaki Mule Utility Vehicle #48 05 John Deere F1445 Mower * Husqvarna Concrete Saw - 24" Blue Diamond Blade
2019:	#22 2007 Pro Gator #38 1989 Ford L8000 Leaf Vacuum #81 2019 International A-Series Street Sweeper
2020:	None
2021:	To Be Determined

2021 PROPOSED VILLAGE OF LITTLE CHUTE BUDGET

								(INCREASE) DECREASE 2020	% CHANGE 2020
		ACTUAL 2018	ACTUAL 2019	BUDGET 2020	AMENDED BUDGET 2020	YTD 2020	ESTIMATED 2020	BUDGET 2021	BUDGET
Public Works Vehicle Maintenance									
101-53330-101	FULL-TIME WAGES	66,927	70,424	77,624	77,624	45,053	71,500	73,379	(4,245)
101-53330-102	PART-TIME WAGES	280	96	-	-	275	300	300	#DIV/0!
101-53330-103	SOCIAL SECURITY	4,940	5,176	5,957	5,957	3,384	5,512	5,649	(308)
101-53330-104	RETIREMENT	4,484	4,641	5,233	5,233	3,045	4,843	4,964	(269)
101-53330-105	HEALTH INSURANCE	22,325	22,844	28,136	28,136	16,393	26,167	29,303	1,167
101-53330-107	LIFE INSURANCE	61	63	71	71	44	67	71	-
101-53330-108	DENTAL INSURANCE	1,478	1,536	1,797	1,797	987	1,672	1,797	-
101-53330-109	DISABILITY INSURANCE	181	194	211	211	102	197	218	7
101-53330-110	OVERTIME	-	391	250	250	59	250	250	-
101-53330-204	CONTRACTUAL SERVICES	25,634	26,756	35,000	35,000	11,642	25,000	30,000	(5,000)
101-53330-212	CLOTHING ALLOWANCE	-	-	-	-	168	170	170	#DIV/0!
101-53330-213	SAFETY EQUIPMENT	301	273	400	400	232	400	400	-
101-53330-216	CONSTRUCTION MATERIALS	-	40	-	-	152	155	-	#DIV/0!
101-53330-217	GAS AND OIL	26,118	37,139	30,000	30,000	19,212	30,000	30,000	-
101-53330-218	OPERATIONAL SUPPLIES	19,915	24,768	20,000	20,000	8,447	15,000	20,000	-
101-53330-221	SMALL EQUIPMENT	1,872	902	7,500	7,500	3,116	7,500	7,000	(500)
101-53330-225	VEHICLE PARTS	87,098	92,497	75,000	75,000	42,673	75,000	75,000	-
101-53330-299	ALLOCATE VEHICLE MAINTENANCE	(105,900)	(107,500)	(110,000)	(110,000)	(55,360)	(110,000)	(110,000)	-
Total Public Works Vehicle Maintenance		155,715	180,241	177,179	177,179	99,628	153,733	168,501	(8,678)

CATEGORY
DEPARTMENT
ACCOUNT ORGANIZATION

Public Works
Snow and Ice Control
53350

MISSION:

To provide safe winter driving conditions for motorists and pedestrians within the budget guidelines established by the Village Board with the objective of providing adequate traction for vehicles properly equipped for winter driving.

PROGRAM GUIDELINES:

Streets are maintained in a priority order during a snow event. During a heavy snowfall event, primary streets may require continuous plowing before secondary routes are maintained. Factors such as storm intensity, time of day, length of storm activity, amount of accumulation, wind, temperature, and moisture content will determine plowing, and or salting. The Village of Little Chute Department of Public Works will apply anti icing material when snow accumulations are less than two inches, or when conditions warrant them.

2020 PERFORMANCE MEASURES: *through July 2020 unless otherwise noted**

PERFORMANCE MEASUREMENTS

	<u>2018</u>	<u>2019</u>	<u>2020</u>	Target <u>2021</u>
Prepared and Mailed Private Snow Removal Invoices	12	23	18	N/A
Revenue from Snow Removal Invoices	\$1,200	\$2,100	\$1,800	N/A
Times Village Streets Salted	24	24	20	N/A
Times Village Streets Plowed	11	19	19	N/A
Times Snow Removed	5	5	5	N/A
Hours to Routinely Complete Snowplow Routes	7	7	7	N/A

2021 GOALS

1. To complete all snowplow routes, accident free.
2. To complete all snowplow routes in a seven-hour period.
3. To remove snow from the business area in a timely manner after plowing.
4. To continue to update our snow removal and snow plowing equipment.
5. To identify ways of improving our snow removal operations.
6. Continue usage of brine to reduce salt usage.
7. Continue to look for new ways to significantly cut back on salt usage.
8. Continue to research alternative sites for snow dumping.
9. Provided safety to pedestrians and motorists with properly maintained Village streets.
10. Continue to monitor weather conditions to control snowplowing operation.
11. Before a snowstorm pretreat streets with brine obtained from the Water Utility to reduce salt usage.

SIGNIFICANT PROGRAM/COST CHANGES

Cost for road salt in 2019/2020 was \$62.75/ton. Cost of road salt in 2020/2021 is \$65.26/ton. Estimated 1,200 tons of salt, resulting in an increase of \$2.51/ton in 2020/2021.

PERSONNEL CHANGES/JUSTIFICATION

None.

2020 ACHIEVEMENTS

1. Completed all snowplow routes, accident free.
2. Completed all snowplow routes in a seven-hour period.
3. Removed snow from the business area in a timely manner after plowing.
4. Continued to update our snow removal and snow plowing equipment.
5. Identified ways of improving snow removal operations.
6. Continued usage of brine to reduce salt usage.
7. Continued to look for new ways to significantly cut back on salt usage.
8. Continued to research alternative sites for snow dumping.
9. Provided safety to pedestrians and motorists with properly maintained Village streets.
10. Continued to monitor weather conditions to control snowplowing operation.
11. Pretreated streets with brine obtained from the Water Utility to reduce salt usage.

CAPITAL OUTLAY

Equipment: See 53330 Vehicle Maintenance

Vehicle Equipment Replacement: See 53330 Vehicle Maintenance

2021 PROPOSED VILLAGE OF LITTLE CHUTE BUDGET

								(INCREASE)	% CHANGE	
		AMENDED					DECREASE 2020	2020		
		ACTUAL 2018	ACTUAL 2019	BUDGET 2020	BUDGET 2020	YTD 2020	ESTIMATED 2020	BUDGET 2021	BUDGET	BUDGET
Snow and Ice Control										
101-53350-101	FULL-TIME WAGES	66,560	123,544	80,933	80,933	58,464	84,000	84,757	3,824	4.72%
101-53350-102	PART-TIME WAGES	-	202	-	-	-	-	-	-	#DIV/0!
101-53350-103	SOCIAL SECURITY	6,968	11,529	8,486	8,486	5,099	8,568	8,672	186	2.19%
101-53350-104	RETIREMENT	6,336	10,385	5,435	5,435	4,770	7,560	7,652	2,217	40.79%
101-53350-105	HEALTH INSURANCE	26,573	45,925	30,220	30,220	24,936	31,429	33,431	3,211	10.63%
101-53350-107	LIFE INSURANCE	77	127	77	77	62	81	77	-	0.00%
101-53350-108	DENTAL INSURANCE	1,826	3,162	1,930	1,930	1,697	2,008	1,930	-	0.00%
101-53350-109	DISABILITY INSURANCE	218	371	214	214	183	221	234	20	9.35%
101-53350-110	OVERTIME	28,013	35,248	30,000	30,000	12,201	28,000	29,000	(1,000)	-3.33%
101-53350-201	TRAINING & CONFERENCES	235	190	1,000	1,000	-	500	1,000	-	0.00%
101-53350-211	FOOD & PROVISIONS	475	901	500	500	623	700	700	200	40.00%
101-53350-212	CLOTHING ALLOWANCE	-	-	-	-	406	550	500	500	#DIV/0!
101-53350-213	SAFETY EQUIPMENT	-	-	100	100	-	100	100	-	0.00%
101-53350-218	SALT, CHIPS	51,888	68,691	75,000	75,000	31,627	60,000	60,000	(15,000)	-20.00%
101-53350-226	POSTAGE	191	175	250	250	308	309	230	(20)	-8.00%
101-53350-227	PUBLIC INFORMATION	876	610	750	750	-	750	750	-	0.00%
101-53350-301	NEW EQUIPMENT	-	-	10,000	10,000	-	10,000	8,500	(1,500)	-15.00%
Total Snow and Ice Control		190,237	301,061	244,895	244,895	140,375	234,776	237,533	(7,362)	-3.01%

CATEGORY
DEPARTMENT
ACCOUNT ORGANIZATION

Public Works
Weeds
53460

MISSION:

The mission is to provide effective code enforcement of noxious weeds (grass and weeds to not exceed 8" in length – *only one notice given per growing season*).

2020 PERFORMANCE MEASURES: *through July 2020 unless otherwise noted**

PERFORMANCE MEASUREMENTS

	<u>2018</u>	<u>2019</u>	<u>2020</u>	<u>Target 2021</u>
Number of "Weed" complaints	67	45	26	N/A
"Weed" Notices Prepared and Mailed	56	35	20	N/A
"Weed" Invoices Prepared and Mailed	8	2	7	N/A
Revenue from "Weed" Invoices	\$880	\$250	\$1,000	N/A

2021 GOALS

1. Communicate noxious weed code information to the public.
2. Monitor and consistently enforce code requirements.
3. Prepare and mail out "weed" notices and invoices to owners of non-compliance.
4. Monitor and eradicate weeds by railroad.

SIGNIFICANT PROGRAM/COST CHANGES

None.

PERSONNEL CHANGES/JUSTIFICATION

None.

2020 ACHIEVEMENTS

1. Communicated noxious weed code information to the public.
2. Monitored and consistently enforced code requirements.
3. Prepared and mailed out "weed" notices.
4. Village crew cut/trimmed long grass and weeds at private residences after non-compliance.
5. Prepared and mailed out "weed" invoices.

CAPITAL OUTLAY

Equipment: See 53330 Vehicle Maintenance

Vehicle Equipment Replacement: See 53330 Vehicle Maintenance

2021 PROPOSED VILLAGE OF LITTLE CHUTE BUDGET

								(INCREASE)	% CHANGE	
		ACTUAL 2018	ACTUAL 2019	BUDGET 2020	AMENDED BUDGET 2020	YTD 2020	ESTIMATED 2020	BUDGET 2021	DECREASE 2020 BUDGET	2020 BUDGET
Weed Control										
101-53460-101	FULL-TIME WAGES	7,055	6,100	10,256	10,256	1,813	4,000	11,064	808	7.88%
101-53460-102	PART-TIME WAGES	106	170	500	500	2,109	2,300	500	-	0.00%
101-53460-103	SOCIAL SECURITY	521	449	824	824	296	499	882	58	7.04%
101-53460-104	RETIREMENT	473	400	689	689	126	285	743	54	7.84%
101-53460-105	HEALTH INSURANCE	2,393	2,134	4,168	4,168	876	1,668	4,342	174	4.17%
101-53460-107	LIFE INSURANCE	10	6	11	11	2	5	11	-	0.00%
101-53460-108	DENTAL INSURANCE	88	149	266	266	53	107	267	1	0.38%
101-53460-109	DISABILITY INSURANCE	26	18	27	27	6	11	30	3	11.11%
101-53460-110	OVERTIME	-	-	-	-	55	220	-	-	#DIV/0!
101-53460-204	CONTRACTUAL SERVICES	310	-	-	-	-	-	-	-	#DIV/0!
101-53460-212	CLOTHING ALLOWANCE	-	-	-	-	56	56	60	60	#DIV/0!
101-53460-218	OPERATIONAL SUPPLIES	42	-	250	250	-	250	250	-	0.00%
101-53460-226	POSTAGE	45	50	60	60	31	50	50	(10)	-16.67%
101-53460-227	PUBLIC INFORMATION	245	207	250	250	103	150	250	-	0.00%
101-53460-247	VEHICLE	2,737	2,518	1,000	1,000	957	1,000	1,000	-	0.00%
Total Weed Control		14,048	12,200	18,301	18,301	6,482	10,601	19,449	1,148	6.27%

CATEGORY
DEPARTMENT
ACCOUNT ORGANIZATION

Public Works
Recycling
53650

MISSION:

To provide timely curbside pickup of large recyclable items. Non-metal items picked up monthly and metal items four times per year.

End of month pickup of large non-metal items that do not fit inside of the garbage polycart; quarterly pickup of large metal items, including appliances normally containing freon, and twice a year pickup of "residential" tires.

2020 PERFORMANCE MEASURES: *through July 2020 unless otherwise noted**

PERFORMANCE MEASUREMENTS

	<u>2018</u>	<u>2019</u>	<u>2020</u>	<u>Target 2021</u>
"Refrigerant" Stickers	33	56	51	N/A
"Refrigerant" Sticker Purchase Revenue	\$660	\$1,120	\$1,020	N/A
Recycling Polycarts Change Outs to Residents (Upsize/Downsize/Worn)	34	34	57	N/A
Recycling Polycarts Given to New Residents	25	48	34	N/A
Tons of Residential Tires Picked-up Curbside (Note one more pick up of tires in September 2020)	4.2	7.15	3.67	N/A

2021 GOALS

1. To curtail refuse tonnage, continue public education on recycling.
2. To work with county on their recycling program and surrounding communities.

SIGNIFICANT PROGRAM/COST CHANGES

None.

PERSONNEL CHANGES/JUSTIFICATION

None.

2020 ACHIEVEMENTS

1. In accordance with State law, the Village crew did not pick up any E-waste curbside.
2. In house collection of recycling at all Village buildings.

CAPITAL OUTLAY

Equipment: See 53330 Vehicle Maintenance

Vehicle Equipment Replacement: See 53330 Vehicle Maintenance

2021 PROPOSED VILLAGE OF LITTLE CHUTE BUDGET

								(INCREASE) DECREASE 2020	% CHANGE 2020
		ACTUAL 2018	ACTUAL 2019	BUDGET 2020	AMENDED BUDGET 2020	YTD 2020	ESTIMATED 2020	BUDGET 2021	BUDGET
Recycling									
101-53650-101	FULL-TIME WAGES	24,738	27,068	37,686	37,686	20,432	28,000	38,066	380 1.01%
101-53650-102	PART-TIME WAGES	1,311	1,363	1,000	1,000	1,703	1,800	1,800	800 80.00%
101-53650-103	SOCIAL SECURITY	1,916	2,064	2,960	2,960	1,607	2,284	3,037	77 2.60%
101-53650-104	RETIREMENT	1,657	1,774	2,532	2,532	1,379	1,894	2,558	26 1.03%
101-53650-105	HEALTH INSURANCE	7,529	8,473	5,511	5,511	7,355	7,500	5,745	234 4.25%
101-53650-107	LIFE INSURANCE	16	15	34	34	11	26	35	1 2.94%
101-53650-108	DENTAL INSURANCE	638	817	269	269	683	683	270	1 0.37%
101-53650-109	DISABILITY INSURANCE	43	42	103	103	32	78	107	4 3.88%
101-53650-110	OVERTIME	-	-	-	-	-	50	-	- #DIV/0!
101-53650-204	CONTRACTUAL SERVICES	44	359	350	350	375	375	350	- 0.00%
101-53650-212	CLOTHING ALLOWANCE	-	-	-	-	182	182	200	200 #DIV/0!
101-53650-218	OPERATIONAL SUPPLIES	1,952	-	-	-	-	-	-	- #DIV/0!
101-53650-226	POSTAGE	134	125	150	150	246	275	135	(15) -10.00%
101-53650-227	PUBLIC INFORMATION	511	322	600	600	72	150	350	(250) -41.67%
Total Recycling		40,490	42,422	51,195	51,195	34,076	43,297	52,653	1,458 2.85%

CATEGORY
DEPARTMENT
ACCOUNT ORGANIZATION

Culture, Recreation & Education
Parks
55200

MISSION:

The Parks Department maintains over 90 acres of parks, open space areas and wilderness for various activities. Uses include playground equipment, picnicking and shelters, trails, softball, baseball, soccer, football, volleyball, tennis, basketball, ice-skating and festivals. The Parks Department provides opportunities for participants, residents, spectators and an array of other leisure time activities.

PERFORMANCE MEASUREMENTS

	<u>2018</u>	<u>2019</u>	<u>2020</u> <u>(as of</u> <u>9/5)</u>
Total Acreage	86.11	86.11	86.11
Total Parks & Tot lots	11	11	11
Paved Park Trails (Miles)	2.4	2.7	2.7
Playgrounds	9	9	9
Indoor/Outdoor Facilities (reservable)	6	6	6
Shelter/Plaza Reservations	371	405	98
Athletic Field Use	552	553	221

2021 GOALS

1. Ribbon cutting for the David and Rita Nelson Family Heritage Crossing.
2. Begin to reopen all village facilities including the Van Lieshout Rec Center as improvement with COVID permits.
3. Improve the lower trail system within Heesakker Park.
4. Renovate Doyle field #1.

SIGNIFICANT PROGRAM/COST CHANGES

PERSONNEL CHANGES/JUSTIFICATION

- Hired an additional part-time seasonal mower. Mowing operations has been completed faster and less full-time hours have been dedicated to mowing.

2020 ACHIEVEMENTS

1. Held a groundbreaking and began construction on the David and Rita Nelson Family Heritage Crossing
2. Removed the existing playground and surfacing at Van Lieshout park. Installed a new playground and pour in place surfacing.
3. Removed the playground borders and installed a concrete sidewalk boarder at the Heesakker playground.
4. Hired a 2nd part-time seasonal mower to perform our mowing operations village-wide more efficiently.
5. Hired a contractor to sealcoat and line the Van Lieshout Basketball court.
6. Begin taking reservations online for the Doyle Canal shelter, Heesakker shelter, and Van Lieshout outdoor shelter.
7. Major warranty work was performed on the Van Lieshout Baseball field. The entire infield was replaced due to water issues with the initial installation.
8. Constructed the Outdoor Patio outside of the Van Lieshout Rec Center. This space will be utilized to increase rentals and funding at the Van Lieshout Rec Center.
9. Made repairs to the Canal Shelter and Doyle Cheese Fest Shelter due to the July 20, 2019 storm event.

CAPITAL OUTLAY

None

2021 PROPOSED VILLAGE OF LITTLE CHUTE BUDGET

								(INCREASE) DECREASE 2020	% CHANGE 2020	
		ACTUAL 2018	ACTUAL 2019	BUDGET 2020	AMENDED BUDGET 2020	YTD 2020	ESTIMATED 2020	BUDGET 2021	BUDGET	BUDGET
Park										
101-55200-101	FULL-TIME WAGES	110,574	139,798	143,103	143,103	68,917	110,000	190,018	46,915	32.78% Allocation of Director and Program Supervisor across programs
101-55200-102	PART-TIME WAGES	41,959	43,929	52,378	52,378	25,406	36,388	54,346	1,968	3.76% 2020 - Low due to 5% COVID savings
101-55200-103	SOCIAL SECURITY	11,354	13,660	15,087	15,087	7,098	11,333	18,771	3,684	24.42%
101-55200-104	RETIREMENT	7,503	8,051	9,608	9,608	4,607	7,544	12,895	3,287	34.21%
101-55200-105	HEALTH INSURANCE	34,733	34,917	44,498	44,498	16,932	34,264	56,458	11,960	26.88%
101-55200-107	LIFE INSURANCE	103	120	144	144	69	113	171	27	18.75%
101-55200-108	DENTAL INSURANCE	2,219	2,166	2,716	2,716	935	2,119	3,409	693	25.52%
101-55200-109	DISABILITY INSURANCE	294	348	382	382	197	298	511	129	33.77%
101-55200-110	OVERTIME	1,432	870	1,750	1,750	155	1,750	1,750	-	0.00%
101-55200-113	UNEMPLOYMENT COMPENSATION	-	-	-	-	125	125	-	-	#DIV/0!
101-55200-201	TRAINING & CONFERENCES	351	1,168	1,050	1,050	458	459	1,050	-	0.00%
101-55200-203	TELEPHONE	516	374	550	550	386	585	550	-	0.00%
101-55200-204	CONTRACTUAL SERVICES	5,350	6,797	8,000	8,000	5,916	8,000	23,000	15,000	187.50% Our CORP expires at the end of 2020
101-55200-205	EQUIPMENT REPAIRS	317	528	400	400	-	400	400	-	0.00%
101-55200-206	OFFICE SUPPLIES	139	53	100	100	45	100	100	-	0.00%
101-55200-208	BOOKS,SUBSCRIPTIONS,MEMBERSHIP	35	35	100	100	181	204	200	100	100.00% GoToMeeting (COVID Related)
101-55200-210	RENTALS	35	175	250	250	-	-	250	-	0.00%
101-55200-212	CLOTHING ALLOWANCE	-	-	-	-	756	756	500	500	#DIV/0! Staff Safety Allowances
101-55200-213	SAFETY EQUIPMENT	2,069	1,782	3,000	3,000	1,960	2,500	2,250	(750)	-25.00%
101-55200-215	HORTICULTURAL SUPPLIES	1,121	792	1,000	1,000	1,801	1,850	1,000	-	0.00%
101-55200-216	CONSTRUCTION MATERIALS	32,458	16,268	18,000	30,250	18,649	18,800	18,000	-	0.00% 2021 - Doyle 1, Heesakker Trail, Heesakker Kayak Launch
101-55200-218	OPERATIONAL SUPPLIES	2,880	2,010	1,500	1,500	1,394	1,500	1,500	-	0.00%
101-55200-221	SMALL EQUIPMENT	1,426	1,603	2,600	2,600	581	1,500	2,600	-	0.00%
101-55200-222	JANITORIAL SUPPLIES	711	660	1,200	1,200	971	1,200	1,200	-	0.00%
101-55200-225	OTHER NON-PERSON	15,332	4,871	10,500	10,500	118	118	10,500	-	0.00% 2020 - low due to 5% COVID savings 2021 - FRNSA and Splash Pad
101-55200-227	PUBLIC INFORMATION	90	227	-	-	488	489	-	-	#DIV/0!
101-55200-242	BLDG & GRNDS REPAIRS & MAINT	7,128	35,032	8,000	9,262	22,378	24,000	8,000	-	0.00% \$16,119 repair Canal Shelter/Doyle Park due to storm, FEMA/ins proceeds
101-55200-243	CUSTODIAL - CONTRACTUAL	1,673	2,558	2,700	2,700	3,146	3,146	3,146	446	16.52% Polycart adjustment (recounted all park polycarts in 2020)
101-55200-247	VEHICLE	31,563	26,292	24,000	24,000	15,745	24,000	24,000	-	0.00%
101-55200-249	UTILITIES	34,714	34,311	32,000	32,000	22,219	34,500	34,500	2,500	7.81% Changed to reflect actuals
Total Park		348,080	379,396	384,616	398,128	221,634	328,041	471,075	86,459	22.48%

CATEGORY
DEPARTMENT
ACCOUNT ORGANIZATION

Culture, Recreation and Education
Recreation
55300

MISSION:

A commitment in our community to a quality of life that provides an array of opportunities to improve an individual's physical health and outlook to life. These opportunities include instructional, athletic, and social programs that are designed to satisfy a wide range of interests and to accommodate more age groups.

PERFORMANCE MEASUREMENTS

PROGRAM PARTICIPATION	<u>2018</u>	<u>2019</u>	<u>2020 (8/31)</u>
Enrichment Classes	716	821	505
Youth/Club Sports Leagues	987	1,101	332
One-Day Events/Special Events	1,311	1,103	578
Adult Softball	348	338	291
Senior Activities/Trips	1,428	1,249	308
Community Events	3,461	2,339	96
TOTALS	8,251	6,951	2,110

2021 GOALS

1. Modify programs and revise safety guidelines as needed to protect the health and safety of children/staff as it relates to COVID-19.
2. Continue to improve the working relationship with the Little Chute School District, Little Chute Diamond Club, Heart of the Valley Soccer Association, and the Little Chute Gridiron Association.
3. Continue to refine the program evaluation process.
4. Work to increase social media promotion of recreation programs.
5. Work on finding a variety of vendors to allow us to offer the Village Market on the plaza again.

SIGNIFICANT PROGRAM/COST CHANGES

None

PERSONNEL CHANGES/JUSTIFICATION

None

2020 ACHIEVEMENTS

1. Offered numerous free virtual yoga classes as well as virtual tai chi classes during “Safer At Home” period. Also offered virtual Easter Egg Hunt in community in partnership with Village of Kimberly.
2. Modified recreation programs offerings due to COVID-19. Summer programs that we could offer started after the Fourth of July holiday and went until mid August. Fall program offerings started after the Labor Day holiday.
3. Relocated summer rec staff office from Village Hall basement to Van Lieshout Rec Center for the summer to reduce the number of employees inside Village Hall due to pandemic.
4. Reviewed composition and printing options for our two program books mailed to residents (*spring/summer book & fall/winter program book*). Changed to different printer option for our fall/winter program book, which offered printing savings.
5. Continued to improve the working relationship with the Little Chute School District, Little Chute Diamond Club, Heart of the Valley Soccer Association, and the Little Chute Gridiron Association.

CAPITAL OUTLAY

None

2021 PROPOSED VILLAGE OF LITTLE CHUTE BUDGET

								(INCREASE)	% CHANGE	
								DECREASE 2020	2020	
		ACTUAL 2018	ACTUAL 2019	BUDGET 2020	AMENDED BUDGET 2020	YTD 2020	ESTIMATED 2020	BUDGET 2021	BUDGET	BUDGET
Recreation										
101-55300-101	FULL-TIME WAGES	114,149	123,131	129,043	129,043	90,387	129,043	61,301	(67,742)	-52.50% Allocation of Director and Program Supervisor across programs
101-55300-102	PART-TIME WAGES	27,140	26,032	44,137	44,137	20,809	25,030	44,137	-	0.00% 2020 - low due to 5% COVID savings
101-55300-103	SOCIAL SECURITY	10,493	11,222	13,248	13,248	8,323	11,787	8,067	(5,181)	-39.11%
101-55300-104	RETIREMENT	7,648	8,073	8,710	8,710	6,101	8,711	4,138	(4,572)	-52.49%
101-55300-105	HEALTH INSURANCE	39,183	37,981	40,458	40,458	30,344	40,458	20,909	(19,549)	-48.32%
101-55300-107	LIFE INSURANCE	105	105	105	105	79	105	53	(52)	-49.52%
101-55300-108	DENTAL INSURANCE	2,588	2,640	2,662	2,662	1,885	2,662	1,317	(1,345)	-50.53%
101-55300-109	DISABILITY INSURANCE	317	342	342	342	265	342	167	(175)	-51.17%
101-55300-110	OVERTIME	-	89	-	-	-	-	-	-	#DIV/0!
101-55300-111	SPORTS OFFICIALS	6,881	4,866	6,000	6,000	4,217	5,000	6,000	-	0.00%
101-55300-201	TRAINING & CONFERENCE	923	1,347	1,600	1,600	300	300	1,000	(600)	-37.50%
101-55300-203	TELEPHONE	1,044	776	1,100	1,100	1,229	1,600	1,500	400	36.36% Hotspot for COVID
101-55300-204	CONTRACTUAL SERVICES	11,393	3,533	3,000	3,000	874	2,474	3,000	-	0.00%
101-55300-206	OFFICE SUPPLIES	259	417	900	900	381	450	900	-	0.00%
101-55300-207	PRINTING & REPRODUCTION	6,377	6,410	6,700	6,700	4,466	4,466	5,000	(1,700)	-25.37% Switched printers for fall book
101-55300-208	BOOKS,SUBSCRIPTIONS,MEMBERSHIP	3,916	4,004	4,000	4,000	3,637	3,750	4,000	-	0.00%
101-55300-213	SAFETY EQUIPMENT	94	281	200	200	905	1,050	500	300	150.00% COVID related items (hand sanitizer, thermometer, bottles)
101-55300-218	OPERATIONAL SUPPLIES	35,260	32,784	36,000	36,000	8,591	15,000	36,000	-	0.00% 2020 - low due to 5% COVID savings
101-55300-219	AWARDS & RECOGNITION	120	103	100	100	-	-	100	-	0.00%
101-55300-221	SMALL EQUIPMENT	3,319	3,199	3,500	3,500	899	3,500	3,750	250	7.14% Need to replace bases, Van Lieshout Tarps, Vball nets
101-55300-225	OTHER NON-PERSON	263	520	450	450	-	-	450	-	0.00%
101-55300-226	POSTAGE	2,052	2,215	2,400	2,400	1,542	1,542	2,000	(400)	-16.67% Postage savings due to changes at the post office
101-55300-232	FARMERS MARKET	2,839	-	1,500	1,500	-	-	1,500	-	0.00% 2020 - Village Market Cancelled due to lack of vendors and COVID
101-55300-247	VEHICLE	2,296	1,243	2,500	2,500	859	2,000	2,500	-	0.00%
Total Recreation		278,657	271,313	308,655	308,655	186,092	259,270	208,289	(100,366)	-32.52%

CATEGORY
DEPARTMENT
ACCOUNT ORGANIZATION

Culture, Recreation and Education
Forestry
55440

MISSION:

The Forestry Department provides quality maintenance, preservation and enhancement of the Village of Little Chute's trees and shrubs. Forestry is responsible for regulating and controlling the planting, transplanting, removal, maintenance and protection of village trees and shrubs. The focus is to improve the Village's appearance and alleviate any unsafe conditions.

PERFORMANCE MEASUREMENTS

	<u>2018</u>	<u>2019</u>	<u>2020 (as of 9/5)</u>
Number of Trees Trimmed	650	482	444
Number of Trees Removed	33	84	79
Number of Trees Planted	32		94

2021 GOALS

1. Continue to enhance and grow urban forest to maintain Tree City USA status.
2. Apply for a grant to aid in EAB removals and plantings
3. Continue terrace tree planting program.
4. Continue with our 10-year plan to remove all ash trees on public property. 2021 will be year 2. Remove ash trees in section E.
5. Continue to plant trees to replace the ash trees being removed as much as we possibly can.
6. Implement the work order software that is purchased in 2020 to help manage maintenance operations within the forestry department.
7. Trim all trees located within section D of the village.

SIGNIFICANT PROGRAM/COST CHANGES

- Budgeting funds for preemptive ash tree removal.

PERSONNEL CHANGES/JUSTIFICATION

None

2020 ACHIEVEMENTS

1. Received 26th Tree City USA Award.
2. Finished planting trees along the road at the MSB. This also completed our terrace tree planting demonstration area for residents.
3. Performed our annual tree trimming on section C.
4. Celebrated Arbor Day with the Bank of Little Chute at Doyle Park.
5. Planted 94 trees throughout the village utilizing the WI DNR's Tree Grant.
6. Created a plan to update GIS as we plant, remove, and work on trees.
7. Made modifications to our municipal forestry manual.
8. Removed 60 ash trees within the village. This accounts for 10% of the village's ash trees.
9. Will be applying for the Tree City Growth Award at the end of 2020.

CAPITAL OUTLAY

- New Bucket Truck - \$60,000

2021 PROPOSED VILLAGE OF LITTLE CHUTE BUDGET

								(INCREASE) DECREASE 2020	% CHANGE 2020	
		ACTUAL 2018	ACTUAL 2019	BUDGET 2020	AMENDED BUDGET 2020	YTD 2020	ESTIMATED 2020	BUDGET 2021	BUDGET	BUDGET
Forestry										
101-55440-101	FULL-TIME WAGES	59,614	69,850	68,613	68,613	57,522	84,000	79,919	11,306	16.48% Allocation of Director and Program Supervisor across programs
101-55440-102	PART-TIME WAGES	2,798	7,773	4,492	4,492	5,344	5,400	4,492	-	0.00%
101-55440-103	SOCIAL SECURITY	4,544	5,715	5,593	5,593	4,623	6,790	6,434	841	15.04%
101-55440-104	RETIREMENT	4,006	4,651	4,609	4,609	3,669	5,670	5,373	764	16.58%
101-55440-105	HEALTH INSURANCE	20,594	23,477	24,556	24,556	16,574	30,695	29,847	5,291	21.55%
101-55440-107	LIFE INSURANCE	71	62	62	62	52	78	74	12	19.35%
101-55440-108	DENTAL INSURANCE	1,174	1,709	1,570	1,570	919	1,963	1,864	294	18.73%
101-55440-109	DISABILITY INSURANCE	192	177	188	188	152	235	239	51	27.13%
101-55440-110	OVERTIME	177	1,133	-	-	-	-	-	-	#DIV/0!
101-55440-201	TRAINING & CONFERENCES	106	-	500	500	245	245	500	-	0.00%
101-55440-204	CONTRACTUAL SERVICES	5,475	32,413	19,000	19,000	44,400	44,400	21,000	2,000	10.53% \$16,000 Ash Tree Removal and \$5000 for General Tree Work for 2021, 2020 recovery from 7/19 str
101-55440-205	EQUIPMENT REPAIR	68	16	300	300	98	300	300	-	0.00%
101-55440-208	BOOKS,SUBSCRIPTIONS,MEMBERSHIP	-	-	50	50	-	-	50	-	0.00%
101-55440-212	CLOTHING ALLOWANCE	-	-	-	-	322	322	325	325	#DIV/0!
101-55440-215	TREE PROGRAM	8,102	2,633	12,000	12,000	7,098	54,100	12,000	-	0.00% 2020 will end high because of the \$50,000 DNR Grant - budget adjustment will be coming
101-55440-218	OPERATIONAL SUPPLIES	470	585	300	300	472	500	475	175	58.33%
101-55440-221	SMALL EQUIPMENT	649	1,072	1,300	1,300	2,098	2,098	1,300	-	0.00%
101-55440-225	OTHER NON-PERSON	29	15	100	100	25	25	100	-	0.00%
101-55440-247	VEHICLES	12,012	7,309	9,000	9,000	12,822	13,000	9,000	-	0.00% 2020 - Chipper was out very frequently due to COVID and July 2019 storm
101-55440-301	NEW EQUIPMENT	-	-	2,000	2,000	2,318	2,319	-	(2,000)	-100.00%
Total Forestry		120,080	158,591	154,233	154,233	158,753	252,140	173,292	19,059	12.36%

CATEGORY
DEPARTMENT
ACCOUNT ORGANIZATION

Culture, Recreation and Education
Youth Football
55460

MISSION:

To provide a 6th, 7th & 8th grade youth football program each fall to promote teamwork, participation, and the learning of fundamental football skills and plays to ready the players for high school football. All coaches are instructed to coach that "winning is not all that matters". At the end of the season participants receive recognition and awards at the annual banquet to recognize each player for their accomplishments.

PERFORMANCE MEASUREMENTS

	<u>2018</u>	<u>2019</u>	<u>2020 (as of 9/5)</u>
Number of Jets Football Team	3	3	3
Number of Jets Football Players	74	74	78
Number of Games	24	24	4

2021 GOALS

1. Replace scheduled number of helmets annually.
2. Teach good sportsmanship to each youth player, team manager, and others associated with the team, so in fact the situation is a positive learning experience
3. Increase total participation.
4. Continue and enhance working relationship with the Gridiron Association and School District: game supervision, flag football coaching, banquet sponsorship, goals and objectives.

SIGNIFICANT PROGRAM/COST CHANGES

None

PERSONNEL CHANGES/JUSTIFICATION

None

2020 ACHIEVEMENTS

1. Maintained a high participation in the program even with COVID-19.
2. Create a game and practice schedule with COVID-19 restrictions applied.
3. Complied with concussion laws and provided Athletic Trainer supervision at home games.
4. Continued working relationship with Little Chute Gridiron Association to supervise and score/time all Jets home games.
5. Continued working relationship with Little Chute School District to use high school field for Jets home games.
6. Replaced some helmets and purchased a machine to sanitize our equipment.

CAPITAL OUTLAY

None

2021 PROPOSED VILLAGE OF LITTLE CHUTE BUDGET

							(INCREASE)	% CHANGE		
		AMENDED					DECREASE 2020	2020		
		ACTUAL 2018	ACTUAL 2019	BUDGET 2020	BUDGET 2020	YTD 2020	ESTIMATED 2020	BUDGET 2021	BUDGET	BUDGET
Youth Football										
101-55460-101	FULL-TIME WAGES	-	-	-	-	-	-	4,441	4,441	#DIV/0!
101-55460-103	SOCIAL SECURITY	-	-	-	-	-	-	340	340	#DIV/0!
101-55460-104	RETIREMENT	-	-	-	-	-	-	300	300	#DIV/0!
101-55460-105	HEALTH INSURANCE	-	-	-	-	-	-	1,469	1,469	#DIV/0!
101-55460-107	LIFE INSURANCE	-	-	-	-	-	-	4	4	#DIV/0!
101-55460-108	DENTAL INSURANCE	-	-	-	-	-	-	94	94	#DIV/0!
101-55460-109	DISABILITY INSURANCE	-	-	-	-	-	-	13	13	#DIV/0!
101-55460-111	SPORTS OFFICIALS	5,485	6,065	6,100	6,100	1,080	5,485	6,100	-	0.00%
101-55460-204	CONTRACTUAL SERVICES	1,955	1,263	1,900	1,900	-	500	1,900	-	0.00%
101-55460-211	FOOD & PROVISIONS	3,477	3,620	3,300	3,300	-	200	3,300	-	0.00%
101-55460-213	SAFETY EQUIPMENT	132	90	200	200	111	120	200	-	0.00%
101-55460-218	OPERATIONAL SUPPLIES	-	7	-	-	-	-	-	-	#DIV/0!
101-55460-225	EQUIPMENT	8,469	5,729	3,600	3,600	1,968	4,300	3,600	-	0.00%
Total Youth Football		19,518	16,774	15,100	15,100	3,159	10,605	15,100	-	0.00%

Allocation of Director and Program Supervisor across programs

CATEGORY
DEPARTMENT
ACCOUNT ORGANIZATION

Culture, Recreation and Education
Community Band
55480

MISSION:

A volunteer community band opportunity; performs at community events and festivals.

PERFORMANCE MEASUREMENTS

	<u>2018</u>	<u>2019</u>	<u>2020</u> <u>(As of</u> <u>9/5)</u>
Number of Band Members	72	75	75
Number of Band Concerts – Doyle Park/Plaza	8	10	0
Number of Parades/Special Performances	9	9	0

2021 GOALS

1. Continue to develop as a musical group.
2. Look for other concert opportunities to continue to grow the offerings provided by the Little Chute Community Band.
3. Listen to the membership and make the organization a welcoming group to be enjoyed by all members.
4. Provide an opportunity to bring those who share common interests together in a relaxing and non-pressure environment.
5. Provide concerts that appeal to all ages.
6. Resume normal operations and host band concerts in 2021.

SIGNIFICANT PROGRAM/COST CHANGES

None

PERSONNEL CHANGES/JUSTIFICATION

None

2020 ACHIEVEMENTS

1. Successful summer concert series and parade performances.

2. Maintained a consistent and improving membership.
3. Continued progress in transforming a very traditional focus by accommodating the needs and lifestyles of the younger generation.
4. Worked with the Little Chute School District to continue utilize space at the High School.

CAPITAL OUTLAY

None

2021 PROPOSED VILLAGE OF LITTLE CHUTE BUDGET

							(INCREASE)	% CHANGE		
		AMENDED					DECREASE 2020	2020		
		ACTUAL 2018	ACTUAL 2019	BUDGET 2020	BUDGET 2020	YTD 2020	ESTIMATED 2020	BUDGET 2021	BUDGET	BUDGET
Community Band										
101-55480-101	FULL-TIME WAGES	-	-	-	-	-	-	2,703	2,703	#DIV/0!
101-55480-102	PART-TIME WAGES	3,650	-	3,650	3,650	1,217	1,217	3,650	-	0.00%
101-55480-103	SOCIAL SECURITY	-	-	-	-	93	94	487	487	#DIV/0!
101-55480-104	RETIREMENT	-	-	-	-	-	-	183	183	#DIV/0!
101-55480-105	HEALTH INSURANCE	-	-	-	-	-	-	822	822	#DIV/0!
101-55480-107	LIFE INSURANCE	-	-	-	-	-	-	3	3	#DIV/0!
101-55480-108	DENTAL INSURANCE	-	-	-	-	-	-	54	54	#DIV/0!
101-55480-109	DISABILITY INSURANCE	-	-	-	-	-	-	8	8	#DIV/0!
101-55480-202	LOCAL AUTO EXPENSES	200	200	200	200	70	70	200	-	0.00%
101-55480-205	EQUIPMENT REPAIR	-	-	300	300	-	-	200	(100)	-33.33%
101-55480-211	FOOD & PROVISIONS	203	172	300	300	27	27	200	(100)	-33.33%
101-55480-218	OPERATIONAL SUPPLIES	787	1,092	900	900	124	500	850	(50)	-5.56%
101-55480-225	OTHER NON-PERSON	-	3,650	-	-	-	-	-	-	#DIV/0!
101-55480-302	EQUIPMENT REPLACEMENT	-	-	750	750	-	750	750	-	0.00%
Total Community Band		4,840	5,114	6,100	6,100	1,530	2,658	7,407	1,307	21.43%

Allocation of Director and Program Supervisor across programs

CATEGORY	General Government
DEPARTMENT	Economic Development
ACCOUNT ORGANIZATION	101-56700

OBJECTIVES: The objective of the Economic Development account is to fund efforts related to promoting the Village of Little Chute that will result in the investment of funds to improve property values across the community. Major efforts through this account include the production of marketing materials and funding other marketing efforts across the community.

2021 PROPOSED VILLAGE OF LITTLE CHUTE BUDGET

							(INCREASE)	% CHANGE		
		AMENDED					DECREASE 2020	2020		
ACTUAL 2018	ACTUAL 2019	BUDGET 2020	BUDGET 2020	YTD 2020	ESTIMATED 2020	BUDGET 2021	BUDGET	BUDGET		
Economic Development										
101-56700-201	TRAINING & CONFERENCES	-	-	1,000	1,000	650	650	1,000	-	0.00%
101-56700-204	CONTRACTUAL SERVICES	5,000	-	-	-	-	-	-	-	#DIV/0!
101-56700-207	PRINTING & REPRODUCTION	1,200	-	1,500	1,500	50	1,000	1,500	-	0.00%
101-56700-208	BOOKS,SUBSCRIPTIONS,MEMBERSHIP	910	720	1,100	1,100	520	600	1,100	-	0.00%
101-56700-227	PUBLIC INFORMATION	2,290	1,750	4,000	4,000	50	2,500	4,000	-	0.00%
101-56700-260	ADMINISTRATION	-	-	-	-	10	10	100	100	#DIV/0!
101-56700-264	OTHER	21,429	5,863	-	-	193	400	500	500	#DIV/0!
101-56710-101	FULL TIME WAGES	-	-	-	-	226	227	-	-	#DIV/0!
101-56710-103	SOCIAL SECURITY	-	-	-	-	16	16	-	-	#DIV/0!
101-56710-104	RETIREMENT	-	-	-	-	15	16	-	-	#DIV/0!
101-56710-105	HEALTH INSURANCE	-	-	-	-	66	67	-	-	#DIV/0!
101-56710-108	DENTAL INSURANCE	-	-	-	-	8	9	-	-	#DIV/0!
101-56710-262	LEGAL SERVICES	-	-	-	-	1,925	1,925	-	-	#DIV/0!
Total Economic Development		30,829	8,333	7,600	7,600	3,730	7,420	8,200	600	7.89%

Personal Property Reconciliation in 2018, annexation fees in 2019
Altergott Development

CATEGORY	GENERAL GOVERNMENT
DEPARTMENT	UNALLOCATED/INSURANCE/TRANSFERS
ACCOUNT ORGANIZATION	101-51780, 51900

OBJECTIVES: The unallocated portion of the budget includes local support of the fixed route services for Valley Transit, costs for long-term investment services and any other costs that serve all departments.

Insurance covers the cost of the defined benefit post-employment healthcare plan that provides health care coverage from retirement until death for employees hired prior to September 1, 1980 and their spouses. It also covers the general fund portion of workers compensation, property and liability insurance.

Transfers incorporates monies transferred from the general fund to cover expenses in another fund. Recent transfers include shortfall in the aquatics and Facility and Technology Fund.

2021 PROPOSED VILLAGE OF LITTLE CHUTE BUDGET

								(INCREASE)	% CHANGE	
		ACTUAL 2018	ACTUAL 2019	BUDGET 2020	AMENDED BUDGET 2020	YTD 2020	ESTIMATED 2020	BUDGET 2021	DECREASE 2020	2020
									BUDGET	BUDGET
Unallocated										
101-51780-204	CONTRACTUAL SERVICES	321	337	400	400	234	400	400	-	0.00%
101-51780-229	INVESTMENT SERVICES	2,904	2,108	3,200	3,200	1,506	2,500	2,600	(600)	-18.75%
101-51780-233	VALLEY TRANSIT SERVICE	85,951	88,342	90,994	90,994	62,360	93,534	89,746	(1,248)	-1.37%
101-51780-234	MERIT/BONUS COMPENSATION	700	-	-	-	-	-	-	-	#DIV/0!
101-51780-249	UTILITIES	12	59	75	75	40	75	75	-	0.00%
101-51780-290	CONTINGENCY	-	-	-	183,263	-	183,623	-	-	#DIV/0!
101-51780-299	VALLEY TRANSIT GRANT	(66,137)	(69,648)	(56,000)	(56,000)	(32,759)	(74,671)	(70,882)	(14,882)	26.58%
Total Unallocated		23,751	21,198	38,669	221,932	31,381	205,461	21,939	(16,730)	-43.26%
Insurance										
101-51900-105	RETIREE HEALTH INSURANCE	189,837	124,194	121,384	121,384	75,118	111,845	98,324	(23,060)	-19.00% Decrease of two participants plus three participants added to Medicare eligible
101-51900-230	WORKERS COMPENSATION INS	61,276	47,513	56,000	56,000	52,871	52,871	64,276	8,276	14.78% Increased payroll base, rates and Village had increase in experience modifier
101-51900-231	PROPERTY & LIABILITY INSURANCE	61,938	40,334	90,000	90,000	45,152	45,152	42,906	(47,094)	-52.33% 15%+ market increases in property insurance - League holding to 10%
Total Insurance		313,051	212,041	267,384	267,384	173,141	209,868	205,506	(61,878)	-23.14%

2021 PROPOSED VILLAGE OF LITTLE CHUTE BUDGET

									(INCREASE)	% CHANGE
		AMENDED							DECREASE 2020	2020
		ACTUAL 2018	ACTUAL 2019	BUDGET 2020	BUDGET 2020	YTD 2020	ESTIMATED 2020	BUDGET 2021	BUDGET	BUDGET
Transfers										
101-59000-490	TRANSFER TO CAPITAL PROJECTS	250,879	130,000	-	-	-	-	-	-	#DIV/0!
101-59000-491	TRANSFER TO SPECIAL REVENUE	-	199,000	-	-	-	-	-	-	#DIV/0!
Total Transfers		250,879	329,000	-	-	-	-	-	-	#DIV/0!
Total General Fund Expenses		4,148,967	4,171,490	4,204,293	4,447,268	2,711,353	4,197,611	4,193,602	(10,691)	-0.25%
GENERAL FUND NET REVENUES (EXPENSES)		166,683	256,232	-	(244,237)	28,869	206,951	-	-	#DIV/0!
GENERAL FUND BALANCE (DEFICIT)		4,282,210	4,538,445	4,538,445	4,294,208	4,567,314	4,745,396	4,745,396		
RESTRICTED FOR ADVANCES		364,808	1,307,069	1,602,069	1,602,069	1,602,069	1,507,069	1,507,069		
ASSIGNED FUND BALANCE		388,749	404,463	218,749	218,749	218,749	218,749	458,263		
DESIGNATED FOR WORKING CAPITAL		1,096,803	1,051,073	1,051,073	1,051,073	1,051,073	1,036,621	1,036,621		
LAND HELD FOR RESALE		182,239	182,239	182,239	182,239	182,239	182,239	-		
UNRESTRICTED FUND BALANCE		2,249,611	1,593,601	1,484,315	1,240,078	1,513,184	1,797,718	1,743,443		
GENERAL FUND BALANCE (DEFICIT)		4,282,210	4,538,445	4,538,445	4,294,208	4,567,314	4,742,396	4,745,396		

SPECIAL REVENUE FUNDS

	<u>ACTUAL 2018</u>	<u>ACTUAL 2019</u>	<u>BUDGET 2020</u>	<u>AMENDED BUDGET 2020</u>	<u>YTD 2020</u>	<u>ESTIMATED 2020</u>	<u>BUDGET 2021</u>
SPECIAL REVENUE FUND							
REVENUES							
Property Taxes	2,259,312	2,388,445	2,700,155	2,700,155	2,700,155	2,700,155	2,825,689
Intergovernmental	1,174,863	1,139,451	1,376,637	1,376,637	1,029,928	1,406,442	1,603,272
Licenses and Permits	-	-	-	-	-	-	-
Public Charges for Services	626,903	666,403	614,550	614,550	431,097	605,490	648,375
Fines and Forfeitures	1,100	-	2,300	2,300	439	1,200	2,300
Investment Income	4,728	8,636	8,050	8,050	9,497	10,147	2,725
Contributions	19,443	8,403	400	400	13,600	13,600	400
Other	42,697	32,183	2,250	2,250	1,206	1,879	1,500
Total Revenues	4,129,046	4,243,521	4,704,342	4,704,342	4,185,922	4,738,913	5,084,261
EXPENDITURES							
Current:							
General Government	-	-	-				
Public Safety	3,151,857	3,178,692	3,479,128.00	3,479,128.00	2,370,907.65	3,425,593.00	3,610,766.00
Public Works	508,319	443,599	403,546	403,546	295,852	411,983	407,814
Culture, Recreation and Education	35,918	571,468	611,580	611,580	425,881	573,863	762,887
Conservation and Development	459,191	4,529	18,900	18,900	14,746	18,700	346,321
Capital Outlay	190,502	81,098	163,300	163,300	33,342	157,982	166,800
Total Expenditures	4,345,787	4,279,386	4,676,454	4,676,454	3,140,730	4,588,121	5,294,588
EXCESS (DEFICIENCY) OF REVENUES OVER (UNDER) EXPENDITURES	(216,741)	(35,865)	27,888	27,888	1,045,192	150,792	(210,327)
OTHER FINANCING SOURCES AND (USE)							
Sale of Village Properties	133	27,927	9,000	9,000	8,890	9,000	-
Issuance of Debt	-	-					
Transfers In	-	199,000	-	-	-	-	-
Transfers Out	-	(25,000)	(25,000)	(25,000)	(18,720)	(25,000)	(25,000)
Total Other Financing Sources (Use)	133	201,927	(16,000)	(16,000)	(9,830)	(16,000)	(25,000)
NET CHANGE IN FUND BALANCE	(216,608)	166,062	11,888	11,888	1,035,362	134,792	(235,327)
FUND BALANCE - BEGINNING	756,437	539,829	705,891	705,891	705,891	705,891	840,683
FUND BALANCE - ENDING	539,829	705,891	717,779	717,779	1,741,253	840,683	605,356

CATEGORY
DEPARTMENT
ACCOUNT ORGANIZATION

Public Works
Sanitation
201-53620

MISSION:

The mission is to provide a service to residents for rubbish collection on their scheduled day and to keep the roadside free of accumulated refuse or rubbish. With the cooperation of residents, this mission can be a reality. Also provide rubbish collection for businesses within the Village at a competitive cost.

2020 PERFORMANCE MEASURES: *through July 2020 unless otherwise noted**

PERFORMANCE MEASUREMENTS

	<u>2018</u>	<u>2019</u>	<u>2020</u>	<u>Target 2021</u>
Garbage Tonnage	3,296.84	3,327.89	2,185.20	N/A
Prepared and Mailed Business Sanitation Invoices (In 2018 started to bill businesses monthly on water bills instead of annual invoice. 17 businesses do not have water bills in 2018, 17 in 2019 and 18 in 2020.)	17	17	18	N/A
Revenue from Business Sanitation Pickup	\$48,197.91	\$50,203.07	\$36,492.41	N/A
Revenue from Residential Sanitation Pickup	\$369,902.86	\$373,109.20	**\$245,443.37	N/A
Billed Village of Kimberly for Shared "Sanitation" Costs	\$9,728.19	\$8,306.74	**\$3,919.45	N/A
Garbage Polycarts Change Outs to Businesses (Upsize/Downsize/Worn)	40	14	9	N/A
Garbage Polycarts Change Outs to Residences (Upsize/Downsize/Worn)	78	74	82	N/A
Refuse Polycarts Given to New Businesses	3	3	4	N/A
Refuse Polycarts Given to New Residents	24	48	33	N/A

****As of June 30th, 2020**

2021 GOALS

1. Improve safety during garbage collection, drivers to be more aware of their surroundings.
2. Continue to look at ways of improving routes and services.
3. Continue to track refuse container change outs (normal wear, increase or decrease size of polycart and new homes that request polycarts).
4. Work with surrounding communities to make collection more efficient.
5. Continue to track the cost savings of separating business and residential refuse collection.
6. Purchase new refuse truck that the Village of Kimberly will share the cost of.

SIGNIFICANT PROGRAM/COST CHANGES

At this time, it has not been determined if the tipping fee for street sweeping or refuse collection will be raised in 2021.

In 2018 the Village of Little Chute started collecting business refuse separately from resident refuse. This resulted in a \$4,053.28 savings in 2018, \$3,878.39 saved in 2019, and \$1,297.68 saved as of June 30th in 2020.

PERSONNEL CHANGES/JUSTIFICATION

None.

2020 ACHIEVEMENTS

1. In accordance with State law, the Village crew did not pick up any E-waste curbside.
2. Established better public relations.
3. Continued to work with Kimberly.

CAPITAL OUTLAY

Equipment: See 53330 Vehicle Maintenance

Vehicle Equipment Replacement: See 53330 Vehicle Maintenance

2021 PROPOSED VILLAGE OF LITTLE CHUTE BUDGET

				AMENDED				(INCREASE)	% CHANGE		
		ACTUAL 2018	ACTUAL 2019	BUDGET 2020	BUDGET 2020	YTD 2020	ESTIMATED 2020	BUDGET 2021	DECREASE 2020	2020	BUDGET
									BUDGET		BUDGET
SANITATION											
Sanitation Revenues											
201-33290	OTHER STATE AID	-	-	-	-	7	7	-	-	#DIV/0!	Cares Act
201-34301	COMMERCIAL SANITATION FEE	48,198	49,258	56,200	56,200	43,896	58,500	59,000	2,800	4.98%	
201-34304	RESIDENTIAL SANITATION FEE	352,249	355,421	433,100	433,100	313,729	460,000	465,000	31,900	7.37%	
201-34305	MOBILE HOME RESIDENTIAL SANIT	17,654	17,688	21,500	21,500	18,330	23,000	24,000	2,500	11.63%	
201-34901	OTHER CHARGES FOR SERVICES	1,162	1,700	1,000	1,000	2,545	2,695	2,500	1,500	150.00%	
201-36101	INTEREST ON INVESTMENTS	207	9	100	100	42	42	50	(50)	-50.00%	
201-37901	INTEREST	-	21	-	-	-	-	-	-	#DIV/0!	
201-39050	SALE OF VILLAGE PROPERTY	-	288	-	-	-	-	-	-	#DIV/0!	
201-39101	TRANSFER FROM OTHER FUNDS	-	49,000	-	-	-	-	-	-	#DIV/0!	
201-39470	FORFEITED DISCOUNTS(PENALTIES)	2,360	2,933	2,300	2,300	439	1,200	2,300	-	0.00%	COVID - interest moratorium
Total Sanitation Revenues		421,829	476,317	514,200	514,200	378,988	545,444	552,850	38,650	7.52%	
Sanitation Expenses											
201-53620-101	FULL-TIME WAGES	121,925	121,110	132,174	132,174	85,952	128,000	131,620	(554)	-0.42%	
201-53620-102	PART-TIME WAGES	5,019	4,069	1,824	1,824	1,339	1,500	1,829	5	0.27%	
201-53620-103	SOCIAL SECURITY	9,300	9,098	10,210	10,210	6,134	9,945	10,208	(2)	-0.02%	
201-53620-104	RETIREMENT	8,470	8,286	9,008	9,008	8,348	8,674	9,007	(1)	-0.01%	
201-53620-105	HEALTH INSURANCE	40,761	39,738	46,523	46,523	43,845	45,128	48,521	1,998	4.29%	
201-53620-107	LIFE INSURANCE	112	106	123	123	116	121	120	(3)	-2.44%	
201-53620-108	DENTAL INSURANCE	2,625	2,771	3,115	3,115	2,762	3,053	3,023	(92)	-2.95%	
201-53620-109	DISABILITY INSURANCE	320	319	369	369	350	362	371	2	0.54%	
201-53620-110	OVERTIME	683	885	500	500	30	500	500	-	0.00%	
201-53620-204	LANDFILL TIPPING FEES	146,147	148,602	170,200	170,200	103,211	170,200	170,200	-	0.00%	
201-53620-206	OFFICE SUPPLIES	1,702	1,694	1,000	1,000	986	1,000	1,000	-	0.00%	
201-53620-208	SOFTWARE SUPPORT FEES	1,944	2,062	2,100	2,100	732	2,100	2,100	-	0.00%	
201-53620-212	CLOTHING ALLOWANCE	-	-	-	-	252	252	252	252	#DIV/0!	
201-53620-218	OPERATIONAL SUPPLIES	14	27	150	150	107	150	150	-	0.00%	
201-53620-221	SMALL EQUIPMENT	11,681	5,607	9,300	9,300	5,522	9,300	8,500	(800)	-8.60%	
201-53620-226	POSTAGE	3,233	3,351	3,600	3,600	2,943	3,600	3,500	(100)	-2.78%	
201-53620-227	PUBLIC INFORMATION	411	580	600	600	205	600	550	(50)	-8.33%	
201-53620-228	SERVICE FEE/FINANCE CHARGE UT	860	835	800	800	565	800	800	-	0.00%	
201-53620-230	WORKERS COMPENSATION INS	3,974	3,618	4,100	4,100	9,408	9,408	7,107	3,007	73.34%	Increased payroll base, rates and Village had increase in experience modifier
201-53620-231	PROPERTY & LIABILITY INSURANCE	7,030	7,158	7,400	7,400	11,522	11,522	11,506	4,106	55.49%	15%+ market increases in property insurance - League holding to 10%
201-53620-247	VEHICLE	92,738	83,442	81,000	81,000	37,763	81,000	81,000	-	0.00%	
201-53620-249	UTILITIES	242	242	250	250	242	250	250	-	0.00%	
201-53620-499	TRANSFERS TO OTHER FUNDS	-	25,000	25,000	25,000	18,720	25,000	25,000	-	0.00%	
Total Sanitation Expenses		459,191	468,599	509,346	509,346	341,054	512,465	517,114	7,768	1.53%	
SANITATION NET REVENUES (EXPENSES)		(37,362)	7,719	4,854	4,854	37,934	32,979	35,736	30,882		
SANITATION FUND BALANCE (DEFICIT)		(7,286)	433	5,287	5,287	38,367	33,412	69,148			

CATEGORY	Special Revenue Fund
DEPARTMENT	Fire Equipment and Donations
ACCOUNT ORGANIZATION	202-51960

OBJECTIVES: This account is used track donations to the Little Chute Fire Department, while also ensuring that those donated funds are available to maintain the large flag pole and statues at Interstate 41 and Moasis Drive. In addition, this fund is supported by annual tax levy to fund major apparatus replacement.

2021 PROPOSED VILLAGE OF LITTLE CHUTE BUDGET

								(INCREASE)	% CHANGE
		AMENDED						DECREASE 2020	2020
ACTUAL 2018	ACTUAL 2019	BUDGET 2020	BUDGET 2020	YTD 2020	ESTIMATED 2020	BUDGET 2021	BUDGET	BUDGET	BUDGET
FIRE EQUIPMENT DONATION									
Fire Equipment Donation Revenues									
202-31111	GENERAL PROPERTY TAXES	75,000	75,000	80,000	80,000	80,000	80,000	85,000	5,000 6.25%
202-36101	INTEREST ON INVESTMENTS	965	2,211	1,825	1,825	2,507	2,507	1,000	(825) -45.21% Market
202-36104	INTEREST-PASSBOOK	136	383	525	525	210	210	100	(425) -80.95% Market
202-38301	DONATIONS-EQUIPMENT	-	5,500	-	-	500	500	-	- #DIV/0!
Total Fire Equipment Donation Revenues		76,100	83,094	82,350	82,350	83,217	83,217	86,100	3,750 4.55%
Flag Pole Memorial Expenses									
202-51960-221	SMALL EQUIPMENT	200	-	1,600	1,600	-	-	500	(1,100) -68.75%
202-51960-301	NEW EQUIPMENT	4,088	1,706	500	500	1,060	1,500	1,600	1,100 220.00%
202-59000-490	TRANSFER TO CAPITAL PROJECTS	25,000	-	-	-	-	-	-	- #DIV/0!
Total Flag Pole Memorial Expenses		29,288	1,706	2,100	2,100	1,060	1,500	2,100	- 0.00%
FIRE EQUIPMENT DONATION NET REVENUES (EXPENSES)		46,812	81,388	80,250	80,250	82,157	81,717	84,000	3,750
FIRE EQUIPMENT FUND BALANCE (DEFICIT)		184,814	266,203	346,453	346,453	348,360	347,920	431,920	

CATEGORY**Culture, Recreation & Education****DEPARTMENT****Aquatics****ACCOUNT ORGANIZATION****204-55420****MISSION**

The mission of the Little Chute Pool is to provide all patrons with a variety of aquatic activities that are safe and enjoyable in a clean and wholesome environment. These activities will contribute to the mental and physical health of the community and to its economic and social well-being. We will meet the aquatic needs of all ages, physical conditions and lifestyles by providing appropriate programs to serve the needs of the community. We will strive to teach all children how to swim through swim lessons.

PERFORMANCE MEASUREMENTS

AQUATICS PARTICIPATION	<u>2018</u>	<u>2019</u>	<u>2020</u>
Number of Days Pool Open – Public	84	85	77
Total Patron Attendance for Season	11,166	11,062	8048
Session 1 – Swim Lesson Participants	102	79	62
Session 2 – Swim Lesson Participants	120	186	129
Session 3 – Swim Lesson Participants	192	197	128
Number of Season Passes	208	165	0
Number of Special Events	5	5	1
Number of Private Rentals	38	40	19

2021 GOALS

1. Order a storage shed for behind the pool slide for storage of large equipment.
2. Finish painting the pool floor in house.
3. Refine operations as it relates to COVID-19 if needed.
4. Install a new diving board to replace the old southernmost diving board.

SIGNIFICANT PROGRAM/COST CHANGES

- Replace the broken diving board with a new amenity or another diving board.

PERSONNEL CHANGES/JUSTIFICATION

- Increase the hourly rate for our head pool manager to \$15/hour. I would like to keep our current pool manager. They began to work full-time as a teacher at Kaukauna Elementary school. This position is an extremely important position. They are in charge of the day to day and safety training for 30 part-time lifeguards and cashiers. Our current manager is well deserving of this raise. Next year will be here 5th year as our pool manager.

2020 ACHIEVEMENTS

1. Operated for a full summer and stayed within budget during COVID-19 pandemic. No reported COVID cases were traced to the Doyle Pool.
2. Partnered with Unison Credit Union to host our third successful Dive in Movie event.
3. Replaced and upgraded the security cameras at the pool.
4. Installed an automatic lock on the pool bathroom doors allowing the bathroom to stay open all day for playground and shelter users.
5. Increased the daily admission, season pass, private pool parties, and swim lesson fees.

CAPITAL OUTLAY

None

2021 PROPOSED VILLAGE OF LITTLE CHUTE BUDGET

				AMENDED				(INCREASE)		% CHANGE	
		ACTUAL 2018	ACTUAL 2019	BUDGET 2020	BUDGET 2020	YTD 2020	ESTIMATED 2020	BUDGET 2021	DECREASE 2020	2020	2020
									BUDGET	BUDGET	BUDGET
AQUATICS											
Aquatics Revenue											
204-31111	GENERAL PROPERTY TAXES	50,000	50,000	109,394	109,394	109,394	109,394	115,722	6,328	5.78%	
204-33290	OTHER STATE AID	-	-	-	-	1,281	1,281	-	-	#DIV/0!	Cares Act
204-34420	EVERY KID COUNTS	475	550	400	400	600	600	400	-	0.00%	
204-34421	AQUATICS (TX)	22,034	22,097	30,000	30,000	23,945	25,004	30,000	-	0.00%	
204-34422	SEASON PASS	5,335	4,418	5,000	5,000	-	-	5,000	-	0.00%	
204-34423	SWIMMING LESSONS	16,050	15,285	16,500	16,500	12,160	12,160	16,500	-	0.00%	
204-34433	POOL CONCESSIONS (TX)	13,019	12,109	12,500	12,500	8,387	9,223	12,500	-	0.00%	
204-34990	POOL CASH OVER/(SHORT)	(66)	(7)	-	-	(15)	(15)	-	-	#DIV/0!	
204-36101	INTEREST ON INVESTMENTS	61	-	-	-	446	450	50	50	#DIV/0!	Market
204-38301	DONATIONS	762	2,324	-	-	1,000	1,000	-	-	#DIV/0!	
204-38622	OTHER CLAIM/REIMBURSEMENT	145	4,039	-	-	-	-	-	-	#DIV/0!	
204-39101	TRANSFER FROM OTHER FUNDS	-	100,000	-	-	-	-	-	-	#DIV/0!	
Total Aquatics Revenue		107,815	210,815	173,794	173,794	157,198	159,097	180,172	6,378	3.67%	
Aquatics Expenses											
204-55420-101	FULL-TIME WAGES	-	20	-	-	-	-	7,555	7,555	#DIV/0!	10% of Director Salary added for 2021
204-55420-102	PART-TIME WAGES	70,822	68,359	74,941	74,941	60,465	61,000	76,300	1,359	1.81%	\$1358.5 (\$15/hour for Head Manager) - WRS??
204-55420-103	SOCIAL SECURITY	5,455	5,231	5,733	5,733	4,626	4,667	6,415	682	11.90%	
204-55420-104	RETIREMENT	-	-	-	-	-	-	510	510	#DIV/0!	
204-55420-105	HEALTH INSURANCE	-	-	-	-	-	-	1,901	1,901	#DIV/0!	
204-55420-107	LIFE	-	-	-	-	-	-	6	6	#DIV/0!	
204-55420-108	DENTAL INSURANCE	-	-	-	-	-	-	134	134	#DIV/0!	
204-55420-109	DISABILITY INSURANCE	-	-	-	-	-	-	21	21	#DIV/0!	
204-55420-110	OVERTIME	488	-	-	-	-	-	-	-	#DIV/0!	
204-55420-203	TELEPHONE	264	492	550	550	359	360	550	-	0.00%	
204-55420-204	CONTRACTUAL SERVICES	3,519	2,597	3,000	3,000	1,378	1,378	3,000	-	0.00%	
204-55420-206	OFFICE SUPPLIES	-	104	200	200	161	161	200	-	0.00%	
204-55420-211	FOOD & PROVISIONS	9,010	7,609	9,000	9,000	4,784	5,792	9,000	-	0.00%	
204-55420-213	SAFETY EQUIPMENT	771	2,610	1,000	1,000	1,486	1,500	1,000	-	0.00%	
204-55420-216	CONSTRUCTION MATERIALS	212	11	350	350	1,012	1,013	350	-	0.00%	
204-55420-218	OPERATIONAL SUPPLIES	2,951	3,329	3,000	3,000	2,303	2,304	3,000	-	0.00%	
204-55420-221	SMALL EQUIPMENT	705	188	1,000	1,000	-	-	1,000	-	0.00%	
204-55420-222	JANITORIAL SUPPLIES	213	143	400	400	57	200	400	-	0.00%	
204-55420-225	POOL CHEMICALS	8,911	8,837	11,000	11,000	9,456	9,456	11,000	-	0.00%	
204-55420-226	POSTAGE	650	729	750	750	499	500	750	-	0.00%	
204-55420-230	WORKERS COMPENSATION	2,782	2,532	3,280	3,280	3,166	3,166	4,466	1,186	36.16%	Increased payroll base, rates and Village had increase in experience modifier
204-55420-231	PROPERTY & LIABILITY INSURANCE	-	9,013	9,090	9,090	2,123	2,123	2,114	(6,976)	-76.74%	15%+ market increases in property insurance - League holding to 10%
204-55420-242	BLDG & GRNDS REPAIRS/MAINT	4,156	7,419	3,500	3,500	4,535	4,550	3,500	-	0.00%	
204-55420-249	UTILITIES	28,867	28,692	32,000	32,000	18,845	28,000	32,000	-	0.00%	
204-55420-302	EQUIPMENT REPLACEMENT	-	15,949	15,000	15,000	6,861	15,000	15,000	-	0.00%	
Total Aquatics Expenses		139,775	163,864	173,794	173,794	122,116	141,170	180,172	6,378	3.67%	Diving Board and more paint
AQUATICS NET REVENUES (EXPENSES)		(31,959)	46,952	-	-	35,083	17,927	-	-		
AQUATICS FUND BALANCE (DEFICIT)		(31,959)	14,992	14,992	14,992	50,075	32,919	32,919			

CATEGORY
DEPARTMENT
ACCOUNT ORGANIZATION

Special Revenue
Library/Civic Center
206-55110

MISSION: The Little Chute Public Library inspires and supports lifelong learning and the love of reading.

PERFORMANCE MEASUREMENTS

	<u>2018</u>	<u>2019</u>	<u>2020</u>	<u>Target 2021</u>
Little Chute Patrons (Home Agency)	5,060	5,127	4,975 June	5,640
Circulating Collection	40,790	41,870	42,331 July	46,564
Library Visits	117,904	123,195	19,429	58,858
Physical Circulation	115,666	121,110	36,822 July	75,694
Digital Circulation WPLC & Recorded Books	26,251 KIMLIT	30,717 KIMLIT	6,944 June LC	15,277
Lynda sessions	0	0	1 September	1,000
Hoopla Circulation	2,905	3,616	3500 June	7,237

2021 GOALS

- Increase use of library resources by building awareness with residents of the communities we serve.
- Strengthen our relationships with collaborative efforts in our Village and nearby communities.
- Develop collections and add to classics collection.

SIGNIFICANT PROGRAM/COST CHANGES

- Anticipated reduced revenue in fines and copies related to pandemic and trend toward fine free libraries.
- Anticipated ongoing reduced fines after adoption of fine free policy.
- Collection expenditures have been adjusted to provide more support for digital resources with the continued pandemic.
- Increase in print books to step toward minimum standards.

PERSONNEL CHANGES/JUSTIFICATION

- No change to planned personnel.

2020 ACHIEVEMENTS

- Recipient of Bright Ideas Grant for audio/video recording equipment.
- Implemented new ILS and trained staff in its operation
- Implemented hot spot circulation and laptop lending
- Provided personal narrative writing workshops.
- Facilitated Master Gardeners transition to virtual events.
- Updated Disc resurfacing machines.
- Successfully implemented curbside service to provide service during pandemic.

CAPITAL OUTLAY

- \$60,000 in library renovations and remainder of 2020 renovation fund.

96

		AMENDED						(INCREASE)	% CHANGE	
		ACTUAL 2018	ACTUAL 2019	BUDGET 2020	BUDGET 2020	YTD 2020	ESTIMATED 2020	BUDGET 2021	DECREASE 2020	2020
									BUDGET	BUDGET
LIBRARY/CIVIC CENTER										
Library/Civic Center Revenues										
206-31111	GENERAL PROPERTY TAXES	381,758	408,053	425,120	425,120	425,120	425,120	462,655	37,535	8.83%
206-33290	OTHER STATE AID	-	-	-	-	761	761	-	-	#DIV/0! Cares Act
206-33311	OWLS REIMBURSEMENT	-	-	-	-	-	-	162,668	162,668	#DIV/0!
206-34901	LIBRARY COPY MACHINE	-	-	-	-	-	-	1,500	1,500	#DIV/0!
206-36101	INTEREST ON INVESTMENTS	1,998	998	400	400	1,440	1,450	300	(100)	-25.00% Market
206-38211	ROOM RENTAL - CIVIC CENTER	2,152	6,454	4,000	4,000	(312)	(320)	3,000	(1,000)	-25.00% Return of deposits - few received late in 2019 for 2020, 50% of 2019 for 2021
206-38215	RENTAL - FLEX	20,000	-	-	-	-	-	-	-	#DIV/0!
206-38301	DONATIONS	10,130	4,175	-	-	11,000	11,000	-	-	#DIV/0!
206-38621	LIBRARY LOST AND DAMAGED	-	-	-	-	-	-	5,000	5,000	#DIV/0!
206-38622	OTHER CLAIM REIMBURSEMENT	368	-	-	-	-	-	-	-	#DIV/0!
Total Library/Civic Center Revenues		416,405	419,680	429,520	429,520	438,009	438,011	635,123	205,603	47.87%
Library/Civic Center Expenses										
206-55110-101	FULL-TIME WAGES	17,794	19,686	19,122	19,122	14,217	19,122	149,990	130,868	684.38% Change from Joint Library to VLC
206-55110-102	PART-TIME WAGES	342	-	189	189	266	270	130,156	129,967	68765.61% Change from Joint Library to VLC
206-55110-103	SOCIAL SECURITY	1,519	1,487	1,575	1,575	1,036	1,485	21,454	19,879	1262.16% Change from Joint Library to VLC
206-55110-104	RETIREMENT	1,384	1,241	1,377	1,377	872	1,298	11,595	10,218	742.05% Change from Joint Library to VLC
206-55110-105	HEALTH INSURANCE	5,830	5,726	6,252	6,252	4,716	6,252	37,056	30,804	492.71% Change from Joint Library to VLC
206-55110-107	LIFE INSURANCE	17	15	16	16	12	16	174	158	987.50% Change from Joint Library to VLC
206-55110-108	DENTAL INSURANCE	359	391	399	399	287	399	3,476	3,077	771.18% Change from Joint Library to VLC
206-55110-109	DISABILITY INSURANCE	50	49	51	51	38	51	459	408	800.00% Change from Joint Library to VLC
206-55110-110	OVERTIME	2,861	926	1,900	1,900	18	100	1,000	(900)	-47.37% COVID - Limited room rental
206-55110-201	TRAINING AND CONFERENCES	-	-	-	-	-	-	1,750	1,750	#DIV/0!
206-55110-203	TELEPHONE	-	-	-	-	-	-	1,000	1,000	#DIV/0!
206-55110-204	CONTRACTUAL SERVICES	4,347	263	-	-	4,500	4,500	-	-	#DIV/0!
206-55110-205	PROGRAMS	-	-	-	-	-	-	6,465	6,465	#DIV/0!
206-55110-206	BOOKS	-	-	-	-	-	-	48,250	48,250	#DIV/0!
206-55110-207	PERIODICALS	-	-	-	-	-	-	2,000	2,000	#DIV/0!
206-55110-208	DIGITAL COLLECTIONS	1,740	4,880	-	-	-	-	12,147	12,147	#DIV/0!
206-55110-209	ELECTRONIC TECHNOLOGY	-	-	-	-	-	-	7,500	7,500	#DIV/0!
206-55110-210	AUDIO VISUAL	-	-	-	-	-	-	8,000	8,000	#DIV/0!
206-55110-211	OWLSNET FEES	-	-	-	-	-	-	23,710	23,710	#DIV/0!
206-55110-212	CLOTHING ALLOWANCE	-	-	-	-	98	100	100	100	#DIV/0!
206-55110-218	OPERATIONAL SUPPLIES	18	-	-	-	-	-	4,000	4,000	#DIV/0!
206-55110-221	SMALL EQUIPMENT	1,973	-	5,000	5,000	-	5,000	5,000	-	0.00%
206-55110-225	PRINTING AND REPRODUCTION	-	-	-	-	-	-	4,600	4,600	#DIV/0!
206-55110-226	POSTAGE	-	-	-	-	-	-	325	325	#DIV/0!
206-55110-230	WORKERS COMPENSATION INSURANCE	-	-	-	-	816	917	290	290	#DIV/0! Increased payroll base, rates and Village had increase in experience modifier
206-55110-231	PROPERTY & LIABILITY INSURANCE	-	16,077	7,000	7,000	4,089	4,089	6,576	(424)	-6.06% 15%+ market increases

CATEGORY
DEPARTMENT
ACCOUNT ORGANIZATION

Public Safety
Fox Valley Metro Police Department
207-52120

MISSION:

The Fox Valley Metro Police Department provides municipal law enforcement services to both the villages of Little Chute and Kimberly, WI. It is the mission of the Fox Valley Metro Police Department to respond to calls for service, proactively patrol, reduce crime, and enhance safety in the communities we serve. We use the principles of *Professionalism, Compassion and Integrity* to guide us in achieving our daily mission.

How we measure our effectiveness can be done in several ways. Statistics regarding our workload, arrests, citations issued, etc., is one way to compare year-to-year activity. However, this may not always give an accurate picture of what we are really doing. For example, if we issue less citations compared with a previous year, it may mean that we made less traffic stops because we were busier investigating other incidents. This year (2020), I anticipate that activity will be slightly down from the previous year do to major, social isolation from the COVID-19 pandemic. Crime statistics are another measure. These numbers show reported crimes in our communities. Overall, we base our performance measures on public satisfaction, public safety and the absence of crime and disorder.

Calls for service and overall demand for our services have increased consistently each year. Conversely, our patrol response staffing levels have not increased or changed to be able to keep up with the demand. While most violent crime categories have decreased, the type of calls we are responding to and the types of investigations we are required to conduct have become more complex. They require more personnel at the scene, to conduct follow-up, as well as special training and technology.

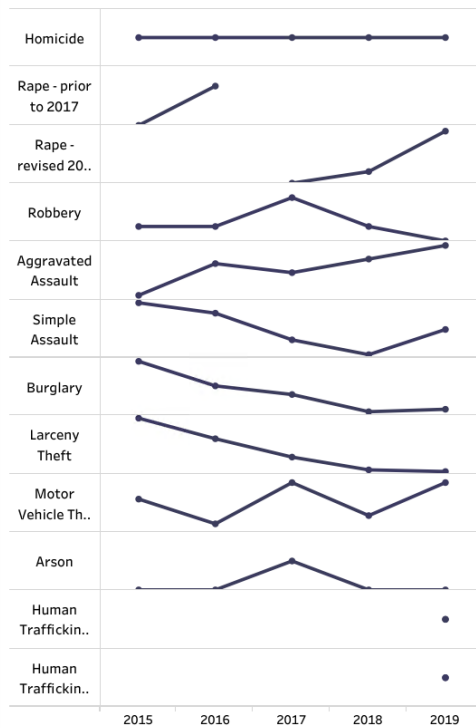
The average time spent on each call, from dispatch, to travel time to time spent at the scene or somewhere else on the investigation, is 1 hour and 27 minutes.

PERFORMANCE MEASUREMENTS

	2018	2019	To Date 2020	Target 2021
Calls for Service	12,737	13,410	8,819	14,000
UCR - Arrests	552	587	not avail	600
OCJ - Arrests	459	775	420	800
Traffic Citations Issued	1,423	1,353	729	1,400
Non-Traffic Citations Issued	860	694	620	700
Parking Citations Issued	1,221	1,254	449	1,250

Wisconsin DOJ UCR (Uniform Crime Reporting) for Fox Valley Metro Police

Offenses Over Time by Agency



Data were last refreshed
on: 04/29/20



Chosen County/Countries: **Outagamie**

To view data for a specific agency within the selected county, select the agency from the dropdown below:

Fox Valley Metro PD

	2015	2016	2017	2018	2019	2018 -2019 % ..
Homicide	0	0	0	0	0.0	
Rape - prior to 2017	0	2	0	0	0.0	
Rape - revised 2017	0	0	0	2	9.0	350%
Robbery	1	1	3	1	0.0	-100%
Aggravated Assault	5	12	10	13	16.0	23%
Simple Assault	73	66	48	38	55.0	45%
Burglary	44	24	17	3	5.0	67%
Larceny Theft	171	134	101	78	75.0	-4%
Motor Vehicle Theft	5	2	7	3	7.0	133%
Arson	0	0	1	0	0.0	
Human Trafficking - Com..	0	0	0	0	2.0	
Human Trafficking - Invo..	0	0	0	0	0.0	

2021 GOALS

1. Maintain staffing levels proportionate to our operational needs and the needs of the communities we serve. Implement Patrol Sergeant position for increased accountability and efficiency of services.
2. Implement the K-9 Program.
3. Reduce crime in the communities we serve.
4. Reduce traffic crashes by way of targeted enforcement efforts.
5. Strengthen our community relationships through effective communication and community outreach programs.
6. Provide relevant and purposeful training to our staff to enhance their professional skills.
7. Utilize technology to supplement and improve our detection and investigative capabilities.

SIGNIFICANT PROGRAM/COST CHANGES

1. New Patrol Sergeant position – 2, mid-year (\$4,250)
2. Additional CSO hours/position (\$8,000)
3. Backup power generator (\$32,000 – FVMPD portion)
4. New squad car (\$47,800)
5. Axon maintenance and support comprehensive plan (\$10,000)

PERSONNEL CHANGES/JUSTIFICATION**Patrol Sargent**

- A lack of adequate and proper supervision for staff is an area that can elevate the risk of liability for the department and the village. Metro does not have supervisory personnel on-duty 24 hours a day. Current supervisors rotate on an assigned *Duty Command*, on-call availability for on-duty staff to call for questions and approvals. However, this is not the same as having a supervisor on-duty to make judgement calls at the time, monitor staff performance and ensure that policies are being followed.
- High profile and major incidents have shown us the benefit of having a patrol supervisor on-duty. We also learned a lot from our officer involved shooting incident about the need for having a supervisor on-duty and at the scene to take control of and manage the incident. Current staffing levels do not allow for 24-hour supervisory coverage.
- A patrol sergeant is an intermediate, front line, supervisor position that also takes calls for service. Sergeants would have the authority and responsibility to supervise their patrol shift, manage major incidents until higher level staff can respond and ensure that policies and rules are being followed by staff.

- We currently have an OIC (Officer-In-Charge) position that leads a patrol shift when there is not a supervisor on-duty. The OIC is typically the senior officer on the shift at that time. The OIC has no formal supervisory training and is not given extra compensation for their additional responsibilities and duties. Their lack of formal training and authority could be problematic in handling major incidents. A patrol sergeant would replace the OIC. Since the afternoon and evening shifts typically have the most amount of the least senior officers assigned to them, we feel that adding a patrol sergeant to each of these shifts would be the most effective way to utilize the position. We would plan to implement the program mid-year so that we can adequately prepare to implement this program.

Community Service Officer

- The Community Service Officer (CSO) program was created and approved in the 2020 budget. Two CSOs started with the department in April. They work part-time – about 20 hours a week. The CSOs handle lower priority, basic calls and tasks that the patrol officers would normally handle. This allows the patrol officers to focus more on higher priority calls and proactively patrol our communities to deter criminal activity.
- By nature of this program, our CSOs are students who are currently enrolled in post-high school education in an effort to get into a law enforcement career. The COVID pandemic forced schools to go to online learning format. This allowed our current CSOs the flexibility to work more hours. We anticipate schools will open up more – going back to the traditional brick-and-mortar learning environment. This may reduce our current CSOs' availability to work. Adding hours/wages to the program would allow us to hire another position and maintain the programs overall scheduling availability.
- This proposal would add roughly 620 hours to the program for 2021. They would equate to roughly three (3) additional, 4-hour CSO shifts per week.

2020 ACHIEVEMENTS

1. Maintained a high level of service to the villages during the COVID pandemic.
2. Balanced enforcement with public health orders and individual liberties.
3. Implemented the Community Service Officer Program.
4. Created a non-profit, K-9 Foundation to fund the future K-9 position (2021).
5. Review and reorganization of the department's policy manual.

CAPITAL OUTLAY

1. Replacement backup power generator for public safety building.
2. New squad car and upfitting.

2021 PROPOSED VILLAGE OF LITTLE CHUTE BUDGET

		AMENDED					(INCREASE)	% CHANGE		
		ACTUAL 2018	ACTUAL 2019	BUDGET 2020	BUDGET 2020	YTD 2020	ESTIMATED 2020	BUDGET 2021	DECREASE 2020	2020
									BUDGET	BUDGET
CONSOLIDATED POLICE SERVICES										
Consolidated Police Services Revenue										
207-31111	GENERAL PROPERTY TAXES	1,811,807	1,912,850	2,085,641	2,085,641	2,085,641	2,085,641	2,162,312	76,671	3.68%
207-33110	FEDERAL AID	1,335	1,980	2,000	2,000	4,156	4,157	2,000	-	0.00%
207-33290	OTHER STATE AID	5,956	12,464	-	-	13,641	13,641	-	-	#DIV/0! Cares Act/FEMA
207-33310	COUNTY SUBSIDY/AID	6,770	5,790	-	-	6,957	6,958	-	-	#DIV/0!
207-33321	POLICE SERVICES - KIMBERLY	1,160,802	1,119,216	1,229,637	1,229,637	922,228	1,229,637	1,283,604	53,967	4.39%
207-33322	LOCAL SCHOOL SERVICES	140,278	157,571	145,000	145,000	80,897	150,000	155,000	10,000	6.90% wage increase for PSL officers
207-33323	CONTRACTED POLICE SERVICE	3,395	3,452	3,000	3,000	-	-	3,000	-	0.00%
207-34105	COPY FEES (TX)	1,238	670	500	500	412	412	500	-	0.00%
207-34201	POLICE DEPARTMENT FEES	2,225	1,982	1,500	1,500	1,282	1,300	1,500	-	0.00%
207-34901	OTHER CHARGES FOR SERVICES	-	12,450	-	-	84	750	750	750	#DIV/0! now doing bartender/background checks
207-35121	JUDGEMENTS & DAMAGE AWARDS	35	-	-	-	-	-	-	-	#DIV/0!
207-35301	FALSE ALARMS	1,065	-	250	250	-	-	-	(250)	-100.00% changes in personal security systems - less false alarms
207-36101	INTEREST ON INVESTMENTS	-	2,467	500	500	-	-	-	(500)	-100.00%
207-38301	DONATIONS	7,750	500	-	-	500	500	-	-	#DIV/0!
207-38612	INSURANCE REIMBURSEMENT	10,000	11,525	-	-	0	1	-	-	#DIV/0!
207-38622	OTHER CLAIM REIMBURSEMENT	94	321	-	-	363	364	-	-	#DIV/0!
207-39050	SALE OF VILLAGE PROPERTY	133	27,639	9,000	9,000	8,890	9,000	-	(9,000)	-100.00% will not be disposing any squads in 2021
Total Consolidated Police Services Revenue		3,152,883	3,270,878	3,477,028	3,477,028	3,125,051	3,502,361	3,608,666	131,638	3.79%
Police Services Consolidated Expenses										
207-52120-100	FULL-TIME WAGES	350,419	403,913	434,313	434,313	293,385	432,000	449,423	15,110	3.48% step increase
207-52120-101	FULL-TIME WAGES	1,367,322	1,400,246	1,421,063	1,421,063	1,007,108	1,429,000	1,477,262	56,199	3.95% contractual and addition of sergeant position
207-52120-102	CLERICAL WAGES	104,207	116,465	147,886	147,886	98,423	145,500	158,600	10,714	7.24% additional CSO position
207-52120-103	SOCIAL SECURITY	148,351	153,996	160,087	160,087	109,758	159,235	166,793	6,706	4.19% result of wage increases
207-52120-104	RETIREMENT	203,089	207,936	235,921	235,921	161,158	237,109	245,889	9,968	4.23% .1% increase in WRS rates plus increased labor costs
207-52120-105	HEALTH INSURANCE	369,624	366,517	387,876	387,876	271,480	386,000	399,630	11,754	3.03% State Health Plan Increase
207-52120-106	PHYSICAL FITNESS	4,800	4,020	4,860	4,860	-	3,600	10,500	5,640	116.05% contractual physical fitness - new with 2020-2022 contract
207-52120-107	LIFE INSURANCE	2,901	2,912	3,024	3,024	2,176	3,024	2,937	(87)	-2.88%
207-52120-108	DENTAL INSURANCE	31,954	32,402	31,406	31,406	22,078	31,406	30,195	(1,211)	-3.86%
207-52120-109	DISABILITY INSURANCE	4,896	5,130	5,258	5,258	3,845	5,258	5,656	398	7.57%
207-52120-110	OVERTIME	114,756	95,293	75,000	75,000	50,701	75,000	75,000	-	0.00%
207-52120-111	OVERTIME - CLERICAL	66	-	-	-	-	-	-	-	#DIV/0!
207-52120-112	POLICE COMMISSION	1,365	700	1,680	1,680	140	800	1,680	-	0.00%
207-52120-113	UNEMPLOYMENT COMPENSATION	4,280	-	-	-	-	-	-	-	#DIV/0!
207-52120-115	OVERTIME SPECIAL EVENTS	-	5,911	10,000	10,000	-	-	10,000	-	0.00%
207-52120-201	TRAINING & CONFERENCES	13,811	13,802	17,200	17,200	7,774	10,000	18,900	1,700	9.88% reallocated range fees to training
207-52120-203	TELEPHONE	24,991	23,030	23,500	23,500	19,217	30,000	30,500	7,000	29.79% cell phone expenses increased, new lines, ipad service and squad docking service
207-52120-204	CONTRACTUAL SERVICES	59,655	82,776	102,205	102,205	74,097	118,000	125,515	23,310	22.81% IT Mngd Services, Civic Systems alloc., Bodycam Storage, Combined Locks Evid Storage
207-52120-205	EQUIPMENT REPAIRS	992	3,113	6,000	6,000	1,110	1,750	5,500	(500)	-8.33%
207-52120-206	OFFICE SUPPLIES	904	789	2,000	2,000	686	1,100	2,000	-	0.00%
207-52120-207	PRINTING & REPRODUCTION	9,334	8,080	9,900	9,900	2,538	4,200	6,950	(2,950)	-29.80% new copier service
207-52120-208	BOOKS,SUBSCRIPTION, MEMBERSHIP	1,210	988	1,085	1,085	666	675	1,400	315	29.03% captain memberships Wi Chief Association and IACP membership
207-52120-212	CLOTHING ALLOWANCE	26,318	23,907	18,850	18,850	15,719	17,250	19,850	1,000	5.31% CSO Uniform
207-52120-213	SAFETY EQUIPMENT	10,008	14,149	7,600	7,600	9,898	10,000	7,900	300	3.95% expired AED ped pad replacement
207-52120-218	OPERATIONAL SUPPLIES	15,633	9,692	14,600	14,600	7,144	10,500	14,700	100	0.68%
207-52120-221	SMALL OFFICE EQUIPMENT	5,267	2,796	10,300	10,300	4,960	5,000	9,400	(900)	-8.74%
207-52120-223	GUNS & AMMUNITION	4,734	1,583	7,400	7,400	-	3,500	6,650	(750)	-10.14% removed optics and tactical lights for rifle
207-52120-225	RECRUITMENT, TESTING	12,969	4,082	2,300	2,300	1,760	2,560	3,600	1,300	56.52% Audiograms and EAP through village (NP/IB)
207-52120-226	POSTAGE	1,442	1,021	2,400	2,400	1,105	1,800	2,400	-	0.00%
207-52120-228	EMPLOYEE BONDS	-	80	200	200	20	20	200	-	0.00%
207-52120-230	WORKERS COMPENSATION INS	51,666	46,805	53,560	53,560	44,781	44,781	53,464	(96)	-0.18% Increased payroll base, rates and Village had increase in experience modifier
207-52120-231	PROPERTY & LIABILITY INSURANCE	25,786	26,256	36,000	36,000	44,528	44,528	51,288	15,288	42.47% 15%+ market increases in property insurance - League holding to 10%
207-52120-240	COMPUTER MAINTENANCE	14,318	11,048	35,320	35,320	9,013	10,000	7,700	(27,620)	-78.20% server replacement in 2020
207-52120-241	CUSTODIAL - JOINT SERVICE	13,215	-	-	-	-	-	-	-	#DIV/0!
207-52120-242	BLDG & GRNDS REPAI/MAINTENANCE	3,289	2,319	4,284	4,284	47	4,284	4,284	-	0.00%
207-52120-243	CUSTODIAL - CONTRACTUAL	3,259	11,135	20,750	20,750	8,969	20,750	21,000	250	1.20%
207-52120-244	CUSTODIAL-OPERATIONAL SUPPLIES	969	492	2,400	2,400	1,270	2,400	2,400	-	0.00%
207-52120-245	CUSTODIAL - EQUIP REPAIR/MAINT	1,972	4,074	3,000	3,000	284	3,000	3,200	200	6.67% Custodial/Mtnce requested
207-52120-247	VEHICLE OPERATIONS	51,289	56,094	65,000	65,000	31,897	51,000	65,000	-	0.00%
207-52120-248	VEHICLE EQUIPMENT	2,933	9,290	12,000	12,000	15,080	15,081	7,000	(5,000)	-41.67% all units now equip w/ mdc units, cso vehicle already upfitted
207-52120-249	UTILITIES	14,827	15,918	18,000	18,000	10,239	18,000	18,000	-	0.00%
207-52120-262	LEGAL/AUDIT	40,820	9,930	2,000	2,000	10,314	10,500	2,000	-	0.00%
207-52120-301	NEW EQUIPMENT	3,069	-	2,700	2,700	1,996	1,996	2,000	(700)	-25.93%
207-52120-302	EQUIPMENT REPLACEMENT	3,052	8,198	800	800	24,486	24,486	500	(300)	-37.50%
207-52120-303	VEHICLE REPLACEMENT	74,286	39,686	45,300	45,300	-	49,000	47,800	2,500	5.52% upfitting squad (new body style) reduction of one squad from CIP for budget cost control
207-52120-306	BUILDING & GROUNDS	-	-	32,000	32,000	-	-	34,000	2,000	6.25% building sign
Total Police Services Consolidated Expenses		3,200,049	3,226,575	3,477,028	3,477,028	2,369,848	3,424,093	3,608,666	131,638	3.79%
CONSOLIDATED POLICE SERVICES NET REVENUES (EXPENSES)		(47,167)	44,303	-	-	755,203	78,268	-	-	-
CONSOLIDATED POLICE SERVICES FUND BALANCE (DEFICIT)		19,706	64,008	64,008	64,008	819,211	142,276	142,276		

CATEGORY
DEPARTMENT
ACCOUNT ORGANIZATION

Special Revenue
Van Lieshout Recreation Center
52900

MISSION:

The Van Lieshout Rec Center was built in partnership with the Little Chute Diamond Club. The Rec Center provides our only indoor programming and facility rental space within the Village's park system for the department to utilize.

PERFORMANCE MEASUREMENTS

	<u>2019</u>	<u>2020</u> <u>(as of</u> <u>11/4)</u>
Shelter Rentals		
Programs/Meetings		
The Cage Usage		

2021 GOALS

1. Add on to the Van Lieshout Rec Center rentable area by constructing an outdoor shade shelter adjacent to the Rec Center. This area will be able to be rented out for an added fee. The Great Wisconsin Cheese Festival donated \$12,250 towards this project.
2. Increase the facility rentals. Focus on the late fall, winter, and early spring months.
3. Increase the program offerings within the Rec Center.

SIGNIFICANT PROGRAM/COST CHANGES

- Addition of the outdoor shade shelter. This may increase revenues.

PERSONNEL CHANGES/JUSTIFICATION

None

2020 ACHIEVEMENTS

1. Increased our facility rentals by 32% from 2018.
2. Increased our program revenue by 25% from 2018.

3. Offered more programming opportunities within the Rec Center.
4. Moved some of Chuting Stars practices to this facility.
5. Continued to grow the archery program.

CAPITAL OUTLAY

None

2021 PROPOSED VILLAGE OF LITTLE CHUTE BUDGET

				AMENDED			(INCREASE)	% CHANGE		
		ACTUAL 2018	ACTUAL 2019	BUDGET 2020	BUDGET 2020	YTD 2020	ESTIMATED 2020	BUDGET 2021	DECREASE 2020	2020
									BUDGET	BUDGET
VAN LIESHOUT RECREATION CENTER										
Van Lieshout Rec Center Revenues										
208-34401	RECREATION CENTER RENTAL	5,450	7,295	5,500	5,500	789	1,031	3,700	(1,800)	-32.73% Estimated 50% of 2019 levels
208-34411	VAN LIESHOUT REC/CLUB FEES	-	65	-	-	-	-	-	-	#DIV/0!
208-34413	RECREATION PROGRAMS	5,785	8,844	7,000	7,000	1,655	1,750	4,400	(2,600)	-37.14% Estimated 50% of 2019 levels
208-36101	INTEREST ON INVESTMENTS	29	-	-	-	-	-	-	-	#DIV/0!
208-38622	OTHER CLAIM REIMBURSEMENT	801	1,404	2,250	2,250	843	1,514	1,500	(750)	-33.33%
Total Van Lieshout Rec Center Revenues		12,064	17,608	14,750	14,750	3,287	4,295	9,600	(5,150)	-34.92%
Van Lieshout Rec Center Expenses										
208-52900-102	PART-TIME WAGES	-	-	1,350	1,350	-	675	1,350	-	0.00%
208-52900-103	SOCIAL SECURITY	-	-	104	104	-	52	104	-	0.00%
208-52900-204	CONTRACTUAL SERVICES	2,850	6,191	6,500	6,500	1,473	2,850	6,500	-	0.00%
208-52900-218	OPERATIONAL SUPPLIES	1,442	5	725	725	-	-	725	-	0.00%
208-52900-221	SMALL EQUIPMENT	1,782	-	200	200	265	265	200	-	0.00%
208-52900-222	JANITORIAL SUPPLIES	389	214	400	400	23	100	400	-	0.00%
208-52900-225	OTHER NON-PERSON	80	-	-	-	-	-	-	-	#DIV/0!
208-52900-242	BLDG & GRNDS - REPAIRS & MAINT	-	148	-	-	-	-	-	-	#DIV/0!
208-52900-249	UTILITIES	1,740	3,022	3,675	3,675	2,275	3,000	3,000	(675)	-18.37%
208-52900-310	LEASE PAYMENTS	17,812	17,812	17,812	17,812	17,812	17,813	17,813	1	0.00%
Total Van Lieshout Rec Center Expenses		26,095	27,391	30,766	30,766	21,849	24,755	30,092	(674)	-2.19%
VAN LIESHOUT NET REVENUES (EXPENSES)		(14,031)	(9,782)	(16,016)	(16,016)	(18,562)	(20,460)	(20,492)	(4,476)	
VAN LIESHOUT REC CENTER FUND BALANCE (DEFICIT)		(5,401)	(15,185)	(31,201)	(31,201)	(33,747)	(35,645)	(56,137)		

CATEGORY
DEPARTMENT
ACCOUNT ORGANIZATION

Special Revenue
Promotional Fund
209-56900

OBJECTIVES: This account is funded through Hotel Room Taxes in the Village of Little Chute. The efforts related to this account must support tourism or tourism related activities. In the past, this account has funded wayfinding signage and other efforts related to supporting visitors and visitor spending in the Village of Little Chute.

In 2020, this account will repair a monument sign located on Interstate 41 and will also support the village's marketing through a number of different publications that support tourism.

2021 GOALS

1. Fund the participation in the Fox Cities Convention and Visitors Bureau's Visitor Guide. Some of the cost of this effort will likely be offset by contributing businesses across Little Chute.

2020 ACHIEVEMENTS

2. The monument signage located at I-41 and Stephen Street was updated in August of 2020.
3. Funded the cost of participation in the Fox Cities Convention and Visitors Bureau's Visitor Guide. Some of the cost of this effort was offset by contributing businesses across Little Chute.

2021 PROPOSED VILLAGE OF LITTLE CHUTE BUDGET

							(INCREASE) DECREASE 2020	% CHANGE 2020	
		ACTUAL 2018	ACTUAL 2019	BUDGET 2020	AMENDED BUDGET 2020	YTD 2020	ESTIMATED 2020	BUDGET 2021	
								BUDGET	BUDGET
PROMOTIONAL FUND									
Promotional Fund Revenues									
209-31250	LOCAL ROOM TAX	15,747	17,542	17,000	17,000	4,210	10,000	10,525	(6,475)
209-36101	INTEREST ON INVESTMENTS	729	1,476	1,400	1,400	1,093	1,250	250	(1,150)
Total Promotional Fund Revenues		16,476	19,018	18,400	18,400	5,303	11,250	10,775	(7,625)
									-41.44%
Promotional Fund Expenses									
209-53620-225	OTHER NON-PERSONAL	23,638	278	-	-	-	-	-	-
209-53620-262	LEGAL SERVICES	1,502	-	-	-	-	-	-	-
209-56900-204	CONTRACTUAL SERVICES	10,778	279	10,300	10,300	8,995	10,000	20,000	9,700
209-56900-227	PUBLIC INFORMATION	-	2,513	7,500	7,500	4,665	7,500	7,500	-
Total Promotional Fund Expenses		35,918	3,070	17,800	17,800	13,660	17,500	27,500	9,700
									54.49%
PROMOTIONAL NET REVENUES (EXPENSES)		(19,442)	15,948	600	600	(8,357)	(6,250)	(16,725)	(17,325)
PROMOTIONAL FUND BALANCE (DEFICIT)		94,081	110,029	110,629	110,629	101,672	103,779	87,054	

CATEGORY	Special Revenue
DEPARTMENT	Community Development Grant, Micro Loan, and Façade Loan Funds
ACCOUNT ORGANIZATION	221-56700

OBJECTIVES: This account maintains the funds that the Village of Little Chute has designated to fund various loan programs to support in community and economic development.

2021 PROPOSED VILLAGE OF LITTLE CHUTE BUDGET

		ACTUAL 2018	ACTUAL 2019	BUDGET 2020	AMENDED BUDGET 2020	YTD 2020	ESTIMATED 2020	BUDGET 2021	(INCREASE) DECREASE 2020 BUDGET	% CHANGE 2020 BUDGET	
COMMUNITY DEVELOPMENT GRANT FUND											
220-36101	INTEREST ON INVESTMENTS	1,704	1,312	200	200	480	627	100	(100)	-50.00%	Funds have to be turned back in
220-56700-204	CONTRACTUAL SERVICES	-	-	-	-	-	-	317,621	317,621	#DIV/0!	Funds have to be turned back in
COMMUNITY DEVELOPMENT FUND BALANCE (DEFICIT)		315,581	316,894	317,094	317,094	317,374	317,521	-			
SMALL BUSINESS MICRO LOAN											
221-36101	INTEREST ON INVESTMENTS	1,187	2,563	1,200	1,200	1,895	2,100	525	(675)	-56.25%	Market
221-36102	INTEREST ON LOANS	629	749	900	900	129	130	-	(900)	-100.00%	
221-56700-262	LEGAL SERVICES	308	531	500	500	201	300	500	-	0.00%	
SMALL BUSINESS LOAN NET REVENUES (EXPENSES)		1,508	2,782	1,600	1,600	1,824	1,930	25	(1,575)	-98.44%	
SMALL BUSINESS MICRO LOAN FUND BALANCE (DEFICIT)		187,929	190,711	192,311	192,311	192,535	192,641	192,666			
FAÇADE RENOVATION LOAN											
222-36101	INTEREST ON INVESTMENTS	875	1,510	1,000	1,000	1,254	1,381	350	(650)	-65.00%	Market
222-39101	TRANSFER IN-GENERAL FUND	-	50,000	-	-	-	-	-	-	#DIV/0!	
222-56700-204	CONTRACTUAL SERVICES	-	930	-	-	-	-	-	-	#DIV/0!	
222-56700-262	LEGAL SERVICES	306	-	350	350	886	900	500	150	42.86%	More loans issues in 2000 than anticipated
222-56700-434	ADMINISTRATION	223	-	250	250	-	-	200	(50)	-20.00%	
FAÇADE RENOVATION LOAN NET REVENUES (EXPENSES)		347	50,580	400	400	369	481	(350)	(750)	-187.50%	
FAÇADE RENOVATION LOAN FUND BALANCE (DEFICIT)		155,919	206,498	206,898	206,898	206,867	206,979	206,629			

CATEGORY	Debt Service Fund
DEPARTMENT	Debt Service
ACCOUNT ORGANIZATION	300

OBJECTIVES: The Debt Service Fund (Major Fund) is used to account for the accumulation of resources for and the payment of general long-term debt principal, interest, and related costs (other than those being financed by proprietary funds).

VILLAGE OF LITTLE CHUTE 2021 BUDGET
DEBT SERVICE

Fund		<u>309</u>	<u>331</u>	<u>332</u>	<u>333</u>	<u>334</u>	<u>335</u>	<u>336</u>	<u>337</u>
Name of Debt Issue		2011B	2012	2014A	2015A	2016B	2017A	2017B	2019
		G.O.	G.O.	G.O.	G.O.	Storm	G.O.	G.O.	G.O.
		Notes	Notes	Notes	Bonds	Revenue	Bonds	Notes	Notes
Governmental Revenue									
31111	Property Taxes	158,987	167,852	172,421			307,450	53,948	38,110
36101	Interest on Investments								
39050	Sale of Property								
39101	Transfer from other Debt Service								
39101	Transfer In-Assessment							300,000	
39101	Transfer In-TID 4								125,000
39101	Transfer In-TID 5				240,100	28,702			
39101	Transfer In-TID 6							16,512	30,000
39101	Transfer In-TID 7								30,552
39101	Transfer In-TID 8							78,631	5,208
39110	Other Financing Sources								
39312	Bond Premium								
Total Revenue		<u>158,987</u>	<u>167,852</u>	<u>172,421</u>	<u>240,100</u>	<u>28,702</u>	<u>307,450</u>	<u>449,091</u>	<u>228,870</u>
Expenditures - 60000									
426	Principal on Debt	155,000	163,389	160,000	165,000	20,000	170,000	368,474	255,000
427	Interest on Debt	4,185	4,736	12,480	75,100	8,729	137,450	80,666	125,113
498	Transfer to other Debt Service								
511	Expenditure Debt Service								
Total Expenditures		<u>159,185</u>	<u>168,125</u>	<u>172,480</u>	<u>240,100</u>	<u>28,729</u>	<u>307,450</u>	<u>449,140</u>	<u>380,113</u>
Revenue less Net Expenditures		<u>(198)</u>	<u>(273)</u>	<u>(59)</u>	<u>-</u>	<u>(27)</u>	<u>-</u>	<u>(49)</u>	<u>(151,243)</u>
Fund Balance, December 31, 2019		<u>198</u>	<u>273</u>	<u>59</u>	<u>-</u>	<u>27</u>	<u>-</u>	<u>49</u>	<u>151,243</u>
Fund Balance, December 31, 2020		<u>-</u>	<u>-</u>	<u>-</u>	<u>-</u>	<u>-</u>	<u>-</u>	<u>-</u>	<u>-</u>

NOTE: Fund 337 and 340 General Obligation Notes were issued with a premium. Funds used to pay interest until expended.

VILLAGE OF LITTLE CHUTE 2021 BUDGET
DEBT SERVICE

Fund		<u>338</u>	<u>339</u>	<u>340</u>	TOTAL
Name of Debt Issue		2019	2020	2020	G.O.
		Refunding	Private	G.O.	DEBT
		G. O. Notes	Placement	Notes	SERVICE
<u>Governmental Revenue</u>					
31111	Property Taxes	39,189		91,110	1,029,067
36101	Interest on Investments				-
39050	Sale of Property				-
39101	Transfer from other Debt Service				-
39101	Transfer In-Assessment	365,000			665,000
39101	Transfer In-TID 4		444,018		569,018
39101	Transfer In-TID 5				268,802
39101	Transfer In-TID 6			94,188	140,700
39101	Transfer In-TID 7				30,552
39101	Transfer In-TID 8		41,070	17,083	141,992
39110	Other Financing Sources				-
39312	Bond Premium				-
Total Revenue		404,189	485,088	202,381	2,845,131
<u>Expenditures - 60000</u>					
426	Principal on Debt	305,000	469,000	140,000	2,370,863
427	Interest on Debt	66,450	16,424	83,098	614,431
498	Transfer to other Debt Service				-
511	Expenditure Debt Service				-
Total Expenditures		371,450	485,424	223,098	2,985,294
Revenue less Net Expenditures		32,739	(336)	(20,717)	(140,163)
Fund Balance, December 31, 2019		(32,739)	336	20,717	140,163
Fund Balance, December 31, 2020		-	-	-	-

CAPITAL PROJECT FUNDS

	AMENDED						
	ACTUAL 2018	ACTUAL 2019	BUDGET 2020	BUDGET 2020	YTD 2020	ESTIMATED 2020	BUDGET 2021
CAPITAL PROJECTS FUND							
REVENUES							
Property Taxes	493,521	497,464	477,207	477,207	477,207	477,207	487,984
Tax Incremental Property Taxes	1,229,115	2,318,459	3,005,236	3,005,236	2,808,971	2,808,992	3,570,000
Intergovernmental	905,704	202,433	994,263	994,263	102,884	751,039	280,363
Public Charges for Services	144,891	39,041	13,000	13,000	83,000	83,000	20,000
Special Assessments	523,141	543,140	196,743	196,743	136,514	207,300	176,100
Investment Income	86,531	129,649	101,707	101,707	94,899	122,980	33,781
Contributions	4,557	108,586	-	-	425,557	793,023	-
Insurance Reimbursement	1,228	-	-	-	-	-	-
Other	6,825	-	-	-	8,406	8,450	-
Total Revenues	3,395,513	3,838,772	4,788,156	4,788,156	4,137,439	5,251,991	4,568,228
EXPENDITURES							
Current:							
General Government	42,924	68,228	73,250	158,250	66,072	102,400	74,232
Public Safety	-	-	-	-	-	-	-
Public Works	1,530,244	231,469	244,370	244,370	195,975	242,259	462,447
Culture, Recreation and Education	71,763	24,604	1,016,755	1,608,653	618,315	1,928,319	60,000
Conservation and Development	1,997,398	2,801,323	1,382,985	1,525,065	1,768,318	2,023,505	1,950,522
Capital Outlay	636,051	2,970,088	1,376,101	3,894,445	36,547	3,917,301	4,961,747
Interest Fees and Issuance Costs	22,750	32,949	-	-	-	-	-
Total Expenditures	4,301,130	6,128,661	4,093,461	7,430,783	2,685,226	8,213,784	7,508,948
EXCESS (DEFICIENCY) OF REVENUES							
OVER (UNDER) EXPENDITURES	(905,617)	(2,289,889)	694,695	(2,642,627)	1,452,213	(2,961,793)	(2,940,720)
OTHER FINANCING SOURCES AND (USE)							
Sale of Village Properties	636,681	19,489	-	-	1,860	1,860	-
Discount on Debt Issued	-	-	-	-	-	-	-
Premium on Debt Issued	-	33,197	-	-	8,937	8,937	-
Issuance of Debt	-	4,525,000	853,000	2,316,000	7,223,000	7,223,000	-
Transfers In	893,070	155,000	25,000	25,000	18,720	25,000	25,000
Transfers Out	(1,136,815)	(1,330,487)	(1,584,152)	(1,584,152)	(1,579,993)	(1,584,155)	(1,816,064)
Total Other Financing Sources (Use)	392,936	3,402,199	(706,152)	756,848	5,672,524	5,674,642	(1,791,064)
NET CHANGE IN FUND BALANCE							
	(512,681)	1,112,310	(11,457)	(1,885,779)	7,124,737	2,712,849	(4,731,784)
FUND BALANCE - BEGINNING							
	4,769,274	4,256,593	5,368,903	5,368,903	5,368,903	5,368,903	8,081,752
FUND BALANCE - ENDING							
	4,256,593	5,368,903	5,357,446	3,483,124	12,493,640	8,081,752	3,349,968

CATEGORY	Capital Project Funds
DEPARTMENT	Equipment Revolving Fund
ACCOUNT ORGANIZATION	403

OBJECTIVES: Under the Capital Project Fund, the Equipment Revolving Fund is the primary account used to fund all equipment related projects. Managed by the Fleet Manager (Public Works Director), this fund addresses most fleet related acquisitions for the Village of Little Chute outside of public safety efforts.

2021 GOALS

1. We intend to procure a refuse truck and a lift truck in 2021.
2. We intend to sell any vehicles being replaced or no longer used.

2020 ACHIEVEMENTS

1. This fund was able to procure the following items in 2020: Slope Mower, Infield Mower and a replacement Inspection vehicle.
2. Through sound management practices, this fund sells items that were no longer of use to the staff. In 2020 items sold were assets of the Stormwater Utility. This revenue can then be used to procure other items

2021 PROPOSED VILLAGE OF LITTLE CHUTE BUDGET

								(INCREASE) DECREASE 2020	% CHANGE 2020
		ACTUAL 2018	ACTUAL 2019	BUDGET 2020	AMENDED BUDGET 2020	YTD 2020	ESTIMATED 2020	BUDGET 2021	BUDGET
EQUIPMENT REVOLVING FUND									
Equipment Revolving Revenue									
403-31110	COUNTY SUBSIDY	135,000	54,000	-	-	-	-	-	#DIV/0!
403-31111	GENERAL PROPERTY TAXES	14,250	14,500	14,500	14,500	14,500	14,500	23,424	61.54%
403-31114	LOCAL SHARE COUNTY SALES TAX	-	-	120,576	120,576	45,101	90,000	120,576	0.00% Lower revenue in 2020 due to COVID
403-34302	SANITATION SERVICES-KIM	9,728	-	-	-	-	-	104,000	#DIV/0! Share of refuse truck
403-36101	INTEREST ON INVESTMENTS	4,835	10,700	10,000	10,000	5,999	8,000	2,000	(8,000) -80.00% Market
403-38612	INSURANCE REIMBURSEMENT	1,228	-	-	-	-	-	-	#DIV/0!
403-39050	SALE OF VILLAGE PROPERTY	36,680	19,489	-	-	-	-	-	#DIV/0!
403-39101	TRANSFER FROM OTHER FUNDS	25,000	25,000	25,000	25,000	18,720	25,000	25,000	- 0.00%
Total Equipment Revolving Revenue		226,722	123,689	170,076	170,076	84,320	137,500	275,000	104,924 61.69%
Equipment Revolving Expenses									
403-52200-301	NEW EQUIPMENT - PUBLIC SAFETY	21,941	-	-	-	-	-	-	#DIV/0!
403-57324-301	NEW EQUIPMENT - PUBLIC WORKS	7,378	51,360	-	-	-	-	-	#DIV/0!
403-57324-303	VEHICLE REPLACEMENT - PW	-	193,156	33,000	33,000	23,223	24,000	260,000	227,000 687.88% 2020: New van was purchased but not buying used FVMPD vehicle for inspections
403-57620-302	EQUIPMENT REPLACEMENT - DPRF	33,829	-	-	-	-	-	-	#DIV/0!
403-57620-303	VEHICLE REPLACEMENT - DPRF	-	23,911	90,000	90,000	24,170	90,000	60,000	(30,000) -33.33% Lift Truck not available from Kaukauna Utilities, increased budget for purchase
Total Equipment Revolving Expenses		63,147	268,426	123,000	123,000	47,393	114,000	320,000	197,000 160.16%
EQUIPMENT NET REVENUES (EXPENSES)		163,574	(144,737)	47,076	47,076	36,928	23,500	(45,000)	(92,076) -195.59%
EQUIPMENT REVOLVING FUND BALANCE (DEFICIT)		734,324	589,587	636,663	636,663	626,515	613,087	568,087	

CATEGORY	Capital Project Funds
DEPARTMENT	Facility and Technology Fund
ACCOUNT ORGANIZATION	404

OBJECTIVES: Under the Capital Project Fund, the Facility and Technology Fund is the primary account used to fund all facility technology upgrades, primarily related to information technology. Managed by the Administrator and Finance Director, this fund addresses most information technology related purchases for the Village of Little Chute.

2021 GOALS

1. Implement managed service format of services
2. Start on long-term goals: Work on two factor authentications for email, spam filter and training, and Geofencing Security

2020 ACHIEVEMENTS

1. Updated workstations across the workforce to the most recent version of Microsoft along with hard drive upgrades.
2. Assisted and prepared the workforce for remote operations due to COVID-19.
3. Purchased new server and migrated programs over

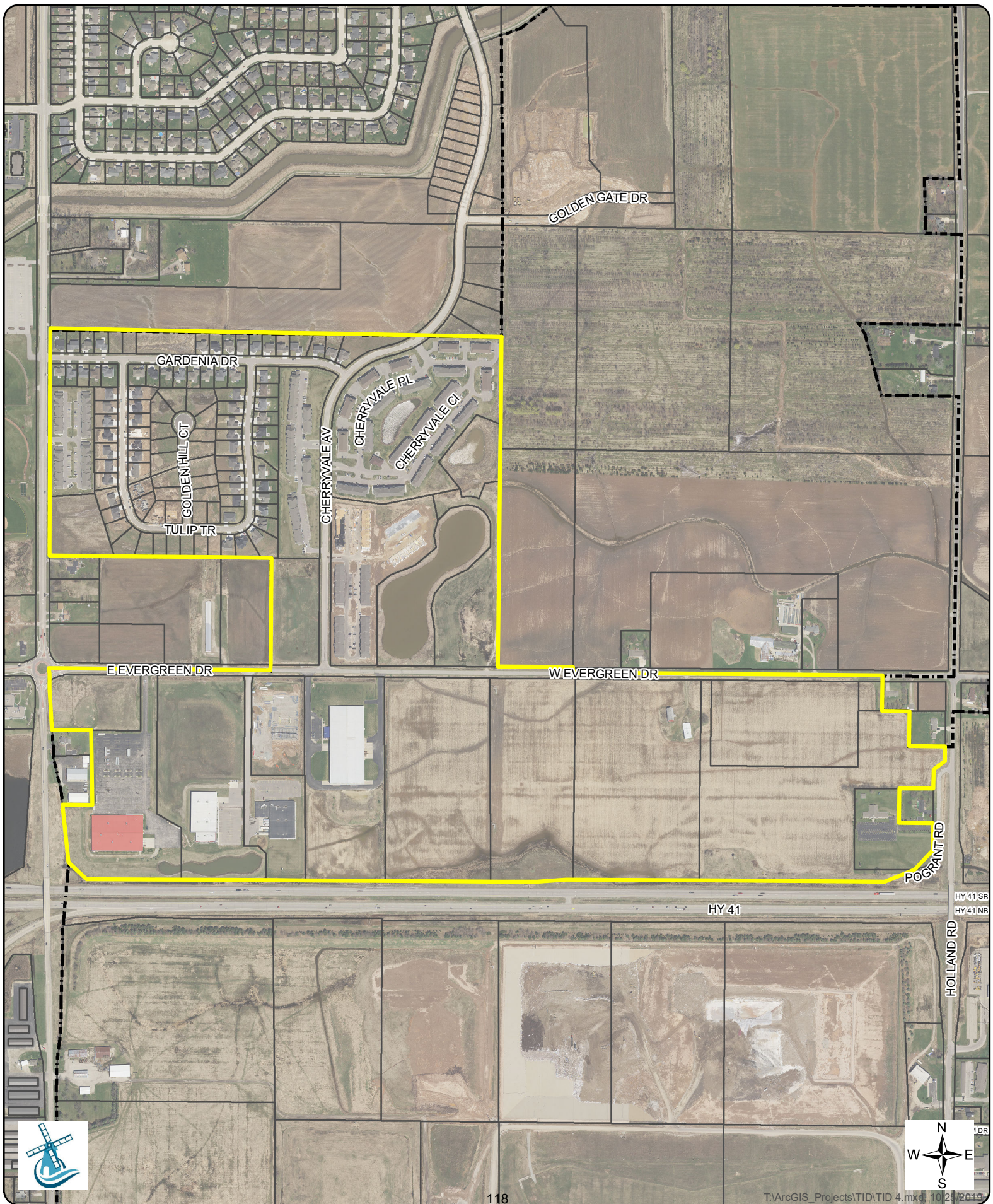
2021 PROPOSED VILLAGE OF LITTLE CHUTE BUDGET

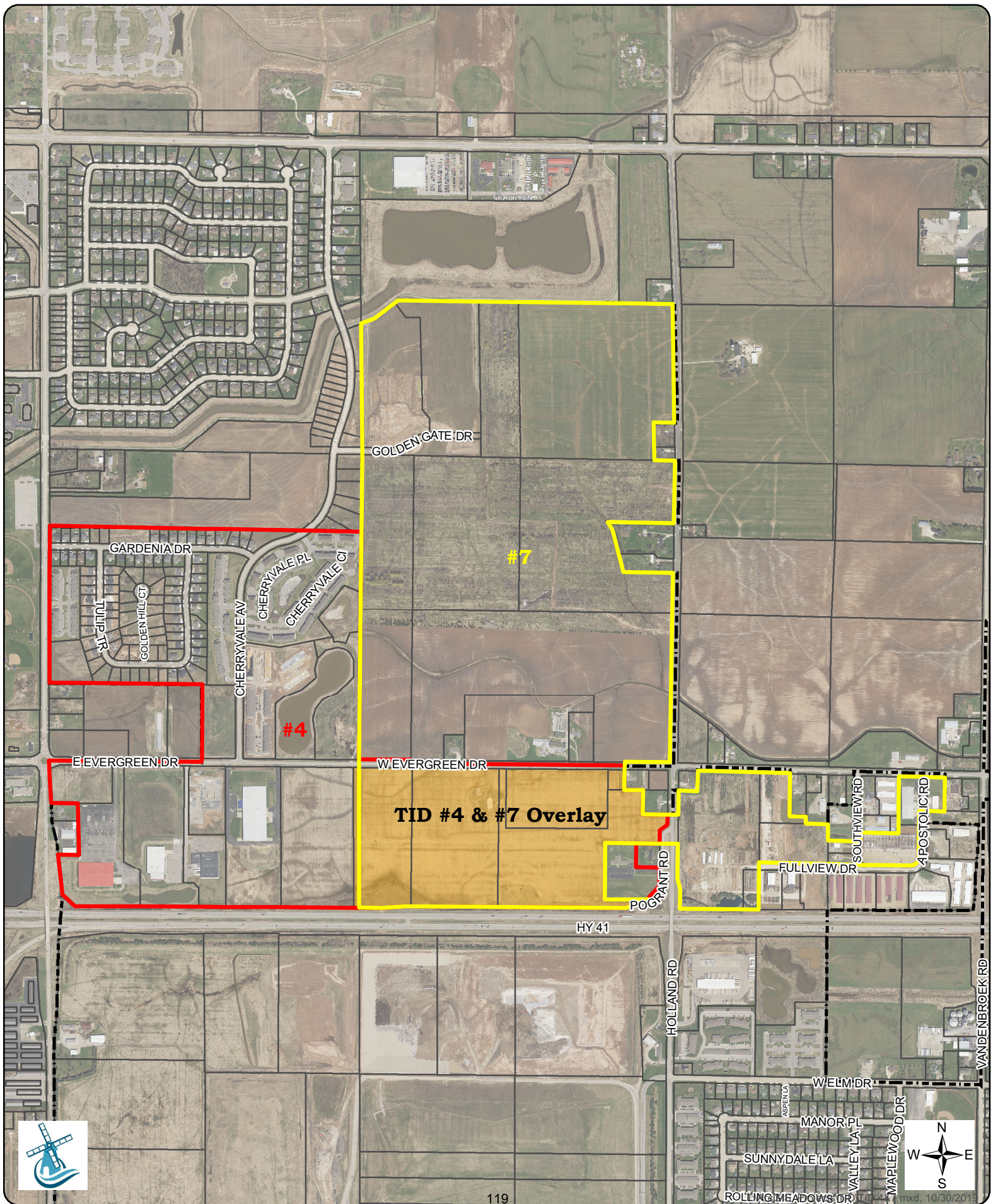
								(INCREASE) DECREASE 2020	% CHANGE 2020		
		ACTUAL 2018	ACTUAL 2019	BUDGET 2020	AMENDED BUDGET 2020	YTD 2020	ESTIMATED 2020	BUDGET 2021	BUDGET	BUDGET	
FACILITY AND TECHNOLOGY FUND											
404-31111	GENERAL PROPERTY TAXES	60,000	61,750	73,250	73,250	73,250	73,250	74,132	882	1.20%	
404-33290	OTHER STATE AID	-	-	-	-	830	831	-	-	#DIV/0!	Cares Act
404-36101	INTEREST ON INVESTMENTS	-	-	-	-	588	700	100	100	#DIV/0!	Market
404-39101	TRANSFER FROM OTHER FUNDS	-	130,000	-	-	-	-	-	-	#DIV/0!	
Facility and Technology Fund Revenues		60,000	191,750	73,250	73,250	74,669	74,781	74,232	982	1.34%	
Facility and Technology Fund Expenditures											
404-57190-204	CONTRACTUAL SERVICES	25,102	42,488	30,000	70,000	29,409	45,000	44,232	14,232	47.44%	Move to Managed Services at \$3,686 per month vs block hours
404-57190-208	SOFTWARE LICENSE RENEWALS	9,415	11,713	21,000	21,000	8,354	17,400	10,000	(11,000)	-52.38%	
404-57190-221	SMALL EQUIPMENT	7,650	336	-	-	-	-	-	-	#DIV/0!	
404-57190-301	COMMUNITY SIGNAGE	-	-	2,250	2,250	-	-	-	(2,250)	-100.00%	
404-57190-302	EQUIPMENT REPLACEMENT	26,674	21,351	20,000	65,000	28,308	40,000	20,000	-	0.00%	
Total Facility and Technology Fund Expenditures		68,841	75,887	73,250	158,250	66,072	102,400	74,232	982	1.34%	
FACILITY AND TECHNOLOGY NET REVENUES (EXPENSES)		(8,841)	115,863	-	(85,000)	8,597	(27,619)	-	-	#DIV/0!	
FACILITY AND TECHNOLOGY FUND BALANCE (DEFICIT)											
		(29,432)	86,431	86,431	1,431	95,028	58,812	58,812			

2021 VILLAGE OF LITTLE CHUTE BUDGET

Tax Incremental District 4

- **Created:** September 19, 2007
- **Type:** Mixed Use
- **Termination:** September 19, 2027
- **Base Value at creation:** \$3,413,400
- **2020 Value:** \$75,461,700
- **Increment:** \$72,048,300
- **Major Developments:** Crosswinds, Meadow Breeze, Windgate, Prairie Water, Winters and Associates Development (Feeding America, Eagle Plastics, Marmon Keystone, *PODs*)
- **Project Plan:** Plan includes upgrades to Evergreen Drive (French to CTH N) and Cherryvale Avenue





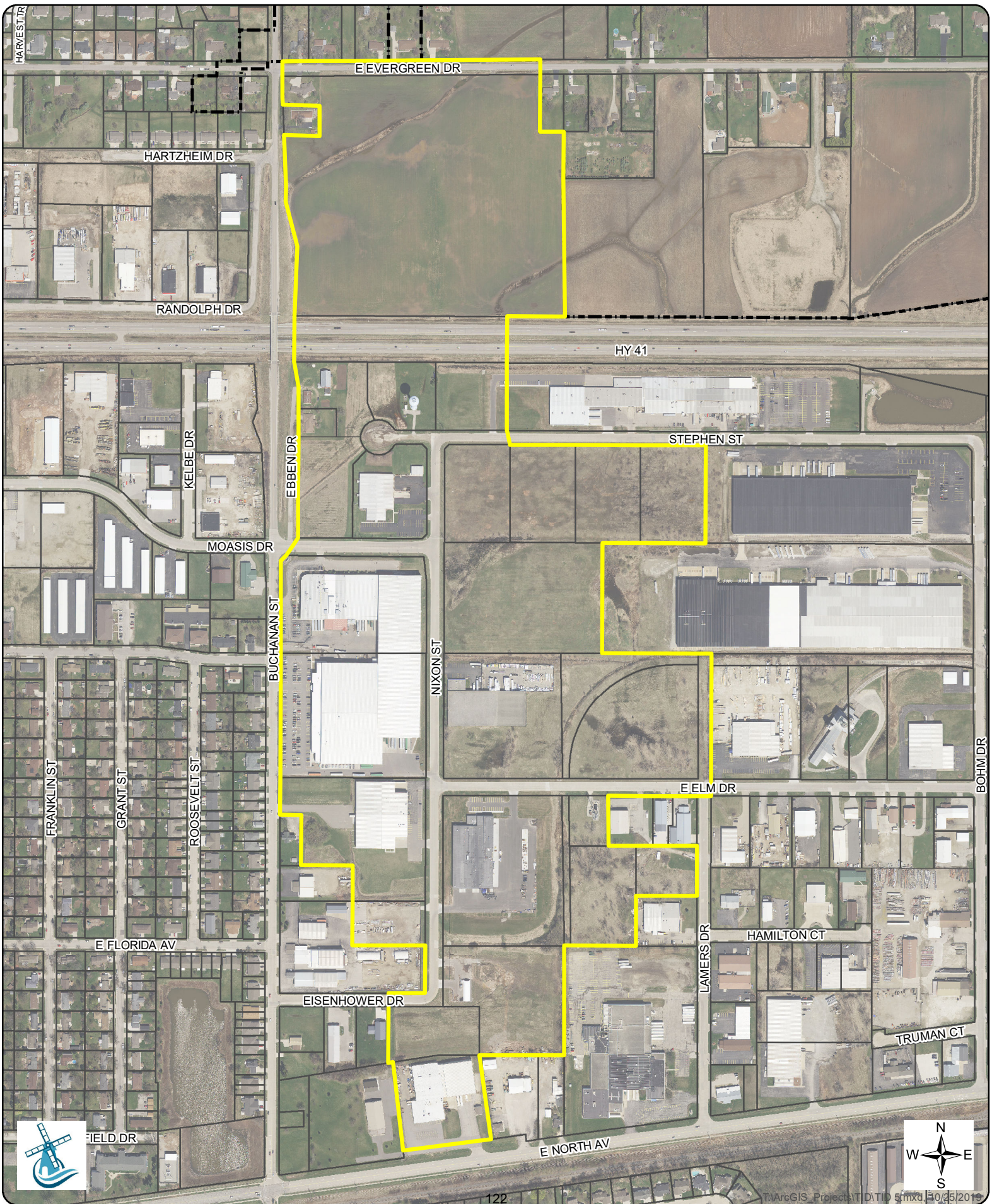
2021 PROPOSED VILLAGE OF LITTLE CHUTE BUDGET

								(INCREASE) DECREASE 2020	% CHANGE 2020
		ACTUAL 2018	ACTUAL 2019	BUDGET 2020	AMENDED BUDGET 2020	YTD 2020	ESTIMATED 2020	BUDGET 2021	BUDGET
TAX INCREMENT DISTRICT 4									
Tax Increment District 4 Revenues									
414-31112	TID PROPERTY TAXES	818,973	1,020,312	1,445,181	1,445,181	1,335,645	1,335,665	1,401,000	(44,181) -3.06%
414-33215	STATE EXEMPT COMPUTER AID	878	900	899	899	900	900	900	1 0.11%
414-33218	STATE AID - PERSONAL PROPERTY	-	6,742	7,750	7,750	7,750	7,751	8,758	1,008 13.01%
414-36101	INTEREST ON INVESTMENTS	3,842	7,311	4,000	4,000	7,286	7,300	1,000	(3,000) -75.00% Use of cash balance for CIP, market
414-39060	SALE OF REAL ESTATE	-	-	-	-	-	-	200,000	-
414-39311	BOND PROCEEDS	-	1,383,500	-	-	-	-	-	- #DIV/0!
414-39312	PREMIUM ON DEBT ISSUE	-	2,989	-	-	-	-	-	- #DIV/0!
Total Tax Increment District 4 Revenues		823,693	2,421,754	1,457,830	1,457,830	1,351,581	1,351,616	1,611,658	153,828 10.55%
Tax Increment District 4 Expenses									
<i>Cherryvale</i>									
414-50228-101	FULL-TIME WAGES	-	1,231	-	-	2,856	3,200	2,502	2,502 #DIV/0!
414-50228-102	PART-TIME WAGES	-	323	-	-	-	-	-	- #DIV/0!
414-50228-103	SOCIAL SECURITY	-	122	-	-	223	260	192	192 #DIV/0!
414-50228-104	RETIREMENT	-	87	-	-	203	230	169	169 #DIV/0!
414-50228-105	HEALTH INSURANCE	-	351	-	-	707	750	752	752 #DIV/0!
414-50228-107	LIFE INSURANCE	-	1	-	-	1	1	2	2 #DIV/0!
414-50228-108	DENTAL INSURANCE	-	24	-	-	79	84	47	47 #DIV/0!
414-50228-109	DISABILITY INSURANCE	-	4	-	-	3	4	7	7 #DIV/0!
414-50228-110	OVERTIME	-	96	-	-	135	200	-	- #DIV/0!
<i>Evergreen Drive Phase 1</i>									
414-51025-101	FULL-TIME WAGES	-	28,679	2,341	2,341	5,709	6,100	-	(2,341) -100.00%
414-51025-102	PART-TIME WAGES	-	69	8	8	-	-	-	(8) -100.00%
414-51025-103	SOCIAL SECURITY	-	2,386	194	194	484	544	-	(194) -100.00%
414-51025-104	RETIREMENT	-	2,351	199	199	443	480	-	(199) -100.00%
414-51025-105	HEALTH INSURANCE	-	6,705	523	523	1,828	1,956	-	(523) -100.00%
414-51025-107	LIFE INSURANCE	-	20	2	2	5	6	-	(2) -100.00%
414-51025-108	DENTAL INSURANCE	-	464	31	31	101	107	-	(31) -100.00%
414-51025-109	DISABILITY INSURANCE	-	78	7	7	19	21	-	(7) -100.00%
414-51025-110	OVERTIME	-	2,914	213	213	850	1,000	-	(213) -100.00%
414-51025-261	ENGINEERING	-	3,318	356	356	-	-	-	(356) -100.00%
414-51025-263	CONSTRUCTION	-	1,347,360	-	69,920	(23,469)	77,560	-	- #DIV/0! Final settlements and quantities expected
<i>General</i>									
414-57400-101	FULL-TIME WAGES	32,087	13,008	11,751	11,751	7,961	10,700	11,309	(442) -3.76%
414-57400-103	SOCIAL SECURITY	2,392	980	894	894	592	819	864	(30) -3.36%
414-57400-104	RETIREMENT	2,135	827	789	789	534	723	763	(26) -3.30%
414-57400-105	HEALTH INSURANCE	5,213	2,025	2,231	2,231	1,641	2,030	2,205	(26) -1.17%
414-57400-107	LIFE INSURANCE	18	6	6	6	4	6	6	- 0.00%
414-57400-108	DENTAL INSURANCE	231	122	146	146	97	133	141	(5) -3.42%
414-57400-109	DISABILITY INSURANCE	86	34	31	31	23	29	31	- 0.00%
414-57400-204	CONTRACTUAL SERVICES	600	1,400	2,000	2,000	1,368	2,000	2,000	- 0.00%
414-57400-260	ADMINISTRATION	150	150	150	150	150	150	150	- 0.00%
414-57400-262	LEGAL/AUDIT	2,248	27,886	2,000	2,000	6,490	6,500	3,000	1,000 50.00% 30% audit in 2020, debt issuance costs
414-57400-264	WETLAND PERMIT - DNR	-	-	-	-	-	-	-	- #DIV/0!
414-57400-265	DEVELOPMENT INC - PREMIER	263,727	261,236	265,000	265,000	255,765	255,766	260,000	(5,000) -1.89%
414-57400-266	DEVELOPMENT INC - EAGLE	45,239	44,772	45,500	45,500	41,346	41,346	25,680	(19,820) -43.56% Final payment
414-57400-267	DEVELOPMENT INC - CROSSWINDS	-	22,638	28,000	28,000	386,998	386,999	486,000	458,000 1635.71% Error in budget last year as had not estimated buildout, projected full buildout for 2021
414-57400-268	DEVELOPMENT INC - PRAIREWATER	-	17,340	26,000	26,000	57,965	57,965	58,000	32,000 123.08% Error in budget last year as had not estimated buildout, projected full buildout for 2021
414-57400-269	DEVELOPMENT INC - HONOR POINT	-	-	38,000	38,000	37,014	37,014	38,000	- 0.00%
414-60000-497	TRANSFER TO DEBT SERVICE	460,631	460,631	560,631	560,631	560,631	560,632	569,018	8,387 1.50%
Total Tax Increment District 4 Expenses		814,757	2,249,639	987,003	1,056,923	1,348,756	1,455,315	1,460,838	473,835 48.01%
TAX INCREMENTAL DISTRICT 4 NET REVENUES (EXPENSES)		8,936	172,115	470,827	400,907	2,825	(103,699)	150,820	(320,007) -67.97%
TID 4 NET FUND BALANCE (DEFICIT)		516,226	688,340	1,159,167	1,089,247	691,165	584,641	735,461	

2021 VILLAGE OF LITTLE CHUTE BUDGET

Tax Incremental District 5

- **Created:** September 25, 2013
- **Type:** Industrial
- **Termination:** September 25, 2033
- **Base Value at creation:** \$11,735,700
- **2020 Value:** \$32,805,000
- **Increment:** \$21,069,300
- **Major Developments:** Trilliant Foods and Nutrition, Shapes Unlimited
- **Project Plan:** There have been significant upgrades to the stormwater system.



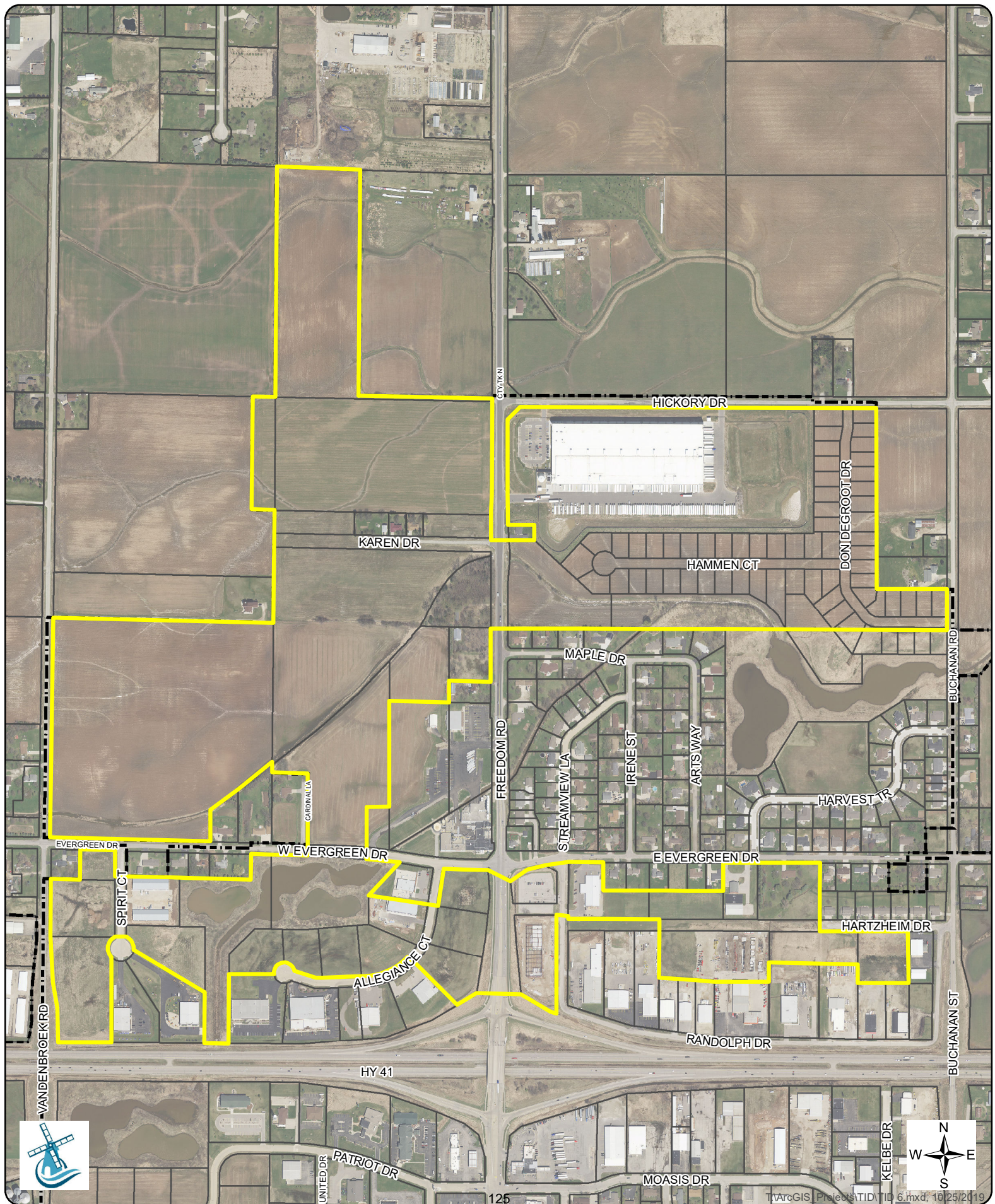
2021 PROPOSED VILLAGE OF LITTLE CHUTE BUDGET

				AMENDED				(INCREASE)	% CHANGE	
		ACTUAL 2018	ACTUAL 2019	BUDGET 2020	BUDGET 2020	YTD 2020	ESTIMATED 2020	BUDGET 2021	DECREASE 2020	2020
									BUDGET	BUDGET
TAX INCREMENT DISTRICT 5										
Tax Increment District 5 Revenues										
415-31112	TID PROPERTY TAXES	387,771	408,646	416,912	416,912	393,656	393,656	438,000	21,088	5.06%
415-33215	STATE EXEMPT COMPUTER AID	46,145	47,262	47,261	47,261	47,262	47,262	47,262	1	0.00%
415-33218	STATE AID - PERSONAL PROPERTY	-	2,995	436	436	436	436	(2,124)	(2,560)	-587.16% Court ordered correction DOR recalculated 2019 - adj flows through 2021
415-36101	INTEREST ON INVESTMENTS	2,277	870	300	300	1,120	1,130	50	(250)	-83.33%
415-39110	OTHER FINANCING SOURCES	6,825	-	-	-	-	-	-	-	#DIV/0!
Total Tax Increment District 5 Revenues		443,019	459,773	464,909	464,909	442,473	442,484	483,188	18,279	3.93%
Tax Increment District 5 Expenses										
General										
415-57500-101	FULL-TIME WAGES	29,802	27,074	26,315	26,315	17,706	23,700	21,860	(4,455)	-16.93%
415-57500-103	SOCIAL SECURITY	2,222	2,041	2,004	2,004	1,313	1,814	1,671	(333)	-16.62%
415-57500-104	RETIREMENT	1,985	1,730	1,768	1,768	1,189	1,600	1,474	(294)	-16.63%
415-57500-105	HEALTH INSURANCE	4,820	4,059	5,064	5,064	3,730	4,558	4,554	(510)	-10.07%
415-57500-107	LIFE INSURANCE	17	14	13	13	10	12	12	(1)	-7.69%
415-57500-108	DENTAL INSURANCE	205	227	333	333	218	300	300	(33)	-9.91%
415-57500-109	DISABILITY INSURANCE	80	72	69	69	50	63	60	(9)	-13.04%
415-57500-204	CONTRACTUAL SERVICES	-	1,800	2,000	2,000	1,555	2,000	2,000	-	0.00%
415-57500-260	ADMINISTRATION	150	150	150	150	150	150	150	-	0.00%
415-57500-262	LEGAL/AUDIT	2,970	2,338	1,200	1,200	3,019	3,019	3,000	1,800	150.00% 30% audit 2020
415-57500-300	LAND ACQUISITION	7,356	-	-	-	-	-	-	-	#DIV/0!
415-57500-431	OTHER INTEREST	18,589	5,680	7,877	7,877	5,271	7,158	3,681	(4,196)	-53.27%
Industrial Park East Stormsewer										
415-57631-101	FULL-TIME WAGES	55	-	-	-	-	-	-	-	#DIV/0!
415-57631-103	SOCIAL SECURITY	4	-	-	-	-	-	-	-	#DIV/0!
415-57631-104	RETIREMENT	4	-	-	-	-	-	-	-	#DIV/0!
415-57631-105	HEALTH INSURANCE	4	-	-	-	-	-	-	-	#DIV/0!
415-57631-107	LIFE INSURANCE	0	-	-	-	-	-	-	-	#DIV/0!
415-57631-108	DENTAL INSURANCE	1	-	-	-	-	-	-	-	#DIV/0!
415-57631-109	DISABILITY INSURANCE	0	-	-	-	-	-	-	-	#DIV/0!
Debt Service										
415-59000-497	TRANSFER TO DEBT SERVICE	326,228	331,578	267,124	267,124	262,964	267,124	268,802	1,678	0.63%
Total Tax Increment District 5 Expenses		394,495	376,762	313,917	313,917	297,176	311,498	307,564	(6,353)	-2.02%
TAX INCREMENTAL DISTRICT 5 NET REVENUES (EXPENSES)		48,524	83,011	150,992	150,992	145,297	130,986	175,624	24,632	16.31%
TID 5 NET FUND BALANCE (DEFICIT)		(346,795)	(263,784)	(112,792)	(112,792)	(118,487)	(132,798)	42,826		

2021 VILLAGE OF LITTLE CHUTE BUDGET

Tax Incremental District 6

- **Created:** July 20, 2016
- **Type:** Mixed Use
- **Termination:** July 20, 2036
- **Base Value at amendment:** \$2,075,700
- **2020 Value:** \$55,906,100
- **Increment:** \$53,830,400
- **Major Developments:** Nestle Cold Storage/Freedom Distribution Center, Evergreen Power, All-Star Cutting, Quella Brothers, CR Structures/Trigger Action Sports, Fuel Moto
- **Project Plan:** The plan includes upgrades to Evergreen Drive, storm water conveyance upgrades, traffic control upgrades at CTH N, pedestrian accommodations along a storm water conveyance ditch and regional storm water treatment additions. Other projects include Hartzheim and Randolph Drive.



2021 PROPOSED VILLAGE OF LITTLE CHUTE BUDGET

								(INCREASE) DECREASE 2020	% CHANGE 2020	
		ACTUAL 2018	ACTUAL 2019	BUDGET 2020	AMENDED BUDGET 2020	YTD 2020	ESTIMATED 2020	BUDGET 2021	BUDGET	BUDGET
TAX INCREMENT DISTRICT 6										
Tax Increment District 6 Revenues										
416-31112	TID PROPERTY TAXES	22,371	889,501	1,034,031	1,034,031	976,691	976,691	1,070,000	35,969	3.48%
416-33218	STATE AID - PERSONAL PROPERTY	-	181	586	586	586	586	991	405	69.11%
416-36101	INTEREST ON INVESTMENTS	446	1,352	-	-	12,386	12,387	300	300	#DIV/0! cash spend down on projects
416-39060	LAND ACQUISITION	600,000	-	-	-	-	600,000	-	-	#DIV/0! Value of land buy back (\$1) form Trilliant
416-39110	OTHER FINANCING SOURCES	-	7,264	-	-	8,406	8,450	-	-	#DIV/0! Reimbursements Della Marcus
416-39311	BOND PROCEEDS	-	882,400	173,000	1,283,000	4,820,000	4,820,000	-	(173,000)	-100.00% No debt issues in 2021
416-39312	PREMIUM ON DEBT ISSUE	-	6,032	-	-	72,536	72,536	-	-	#DIV/0! No debt issues in 2021
Total Tax Increment District 6 Revenues		622,817	1,786,729	1,207,617	2,317,617	5,890,605	6,490,650	1,071,291	(136,326)	-11.29%
Tax Increment District 6 Expenses										
<i>Buchanan</i>										
416-50227-101	FULL-TIME WAGES	-	11,638	-	-	575	575	-	-	#DIV/0!
416-50227-103	SOCIAL SECURITY	-	890	-	-	45	45	-	-	#DIV/0!
416-50227-104	RETIREMENT	-	785	-	-	42	42	-	-	#DIV/0!
416-50227-105	HEALTH INSURANCE	-	2,680	-	-	179	180	-	-	#DIV/0!
416-50227-107	LIFE INSURANCE	-	11	-	-	1	1	-	-	#DIV/0!
416-50227-108	DENTAL INSURANCE	-	169	-	-	6	7	-	-	#DIV/0!
416-50227-109	DISABILITY INSURANCE	-	43	-	-	3	3	-	-	#DIV/0!
416-50227-110	OVERTIME	-	322	-	-	42	43	-	-	#DIV/0!
416-50227-263	CONSTRUCTION	-	293,213	-	-	(14,661)	500	-	-	#DIV/0! Final quantities/settlement expected
416-50227-264	WETLAND PERMIT DNR	-	144	-	-	-	-	-	-	#DIV/0!
<i>Hartzeim</i>										
416-50240-101	FULL-TIME WAGES	-	442	-	-	1,314	1,400	84,197	84,197	#DIV/0!
416-50240-102	PART-TIME WAGES	-	90	-	-	-	-	-	-	#DIV/0!
416-50240-103	SOCIAL SECURITY	-	37	-	-	103	123	6,442	6,442	#DIV/0!
416-50240-104	RETIREMENT	-	27	-	-	94	108	5,684	5,684	#DIV/0!
416-50240-105	HEALTH INSURANCE	-	117	-	-	416	444	22,876	22,876	#DIV/0!
416-50240-107	LIFE INSURANCE	-	0	-	-	3	4	60	60	#DIV/0!
416-50240-108	DENTAL INSURANCE	-	15	-	-	46	49	1,505	1,505	#DIV/0!
416-50240-109	DISABILITY INSURANCE	-	0	-	-	1	1	233	233	#DIV/0!
416-50240-110	OVERTIME	-	-	-	-	100	200	-	-	#DIV/0!
416-50240-263	CONSTRUCTION	-	-	-	-	-	-	1,418,003	1,418,003	#DIV/0!
<i>Evergreen Drive Phase 2</i>										
416-51027-101	FULL TIME WAGES	-	1,765	-	-	2,939	3,300	73,989	73,989	#DIV/0!
416-51027-103	SOCIAL SECURITY	-	135	-	-	244	284	5,661	5,661	#DIV/0!
416-51027-104	RETIREMENT	-	116	-	-	224	250	4,995	4,995	#DIV/0!
416-51027-105	HEALTH INSURANCE	-	383	-	-	918	1,029	19,950	19,950	#DIV/0!
416-51027-107	LIFE INSURANCE	-	1	-	-	3	4	52	52	#DIV/0!
416-51027-108	DENTAL INSURANCE	-	62	-	-	34	38	1,308	1,308	#DIV/0!
416-51027-109	DISABILITY INSURANCE	-	3	-	-	11	13	207	207	#DIV/0!
416-51027-110	OVERTIME	-	-	-	-	380	400	-	-	#DIV/0!
416-51027-263	CONSTRUCTION	-	-	-	-	-	-	1,890,838	1,890,838	#DIV/0!
<i>Karen Drive</i>										
416-51211-101	FULL TIME WAGES	-	-	-	-	134	135	-	-	#DIV/0!
416-51211-103	SOCIAL SECURITY	-	-	-	-	10	11	-	-	#DIV/0!
416-51211-104	RETIREMENT	-	-	-	-	9	10	-	-	#DIV/0!
416-51211-105	HEALTH INSURANCE	-	-	-	-	32	32	-	-	#DIV/0!
416-51211-108	DENTAL INSURANCE	-	-	-	-	4	5	-	-	#DIV/0!
416-51211-204	CONTRACTUAL SERVICES	-	-	-	-	8,705	8,705	-	-	#DIV/0!
<i>Ebben Storm Sewer</i>										
416-51216-204	CONTRACTUAL SERVICES	-	400	-	-	3,100	3,100	-	-	#DIV/0!
416-51216-261	ENGINEERING	-	13,599	-	-	-	-	-	-	#DIV/0!
416-51216-263	CONSTRUCTION	-	-	-	1,978,401	-	1,978,401	-	-	#DIV/0!
<i>Randolph</i>										
416-51217-101	FULL TIME WAGES	-	-	-	-	119	120	5,003	5,003	#DIV/0!
416-51217-103	SOCIAL SECURITY	-	-	-	-	9	10	383	383	#DIV/0!
416-51217-104	RETIREMENT	-	-	-	-	8	9	338	338	#DIV/0!
416-51217-105	HEALTH INSURANCE	-	-	-	-	36	37	1,503	1,503	#DIV/0!
416-51217-107	LIFE INSURANCE	-	-	-	-	-	-	4	4	#DIV/0!
416-51217-108	DENTAL INSURANCE	-	-	-	-	5	5	93	93	#DIV/0!
416-51217-109	DISABILITY INSURANCE	-	-	-	-	-	-	14	14	#DIV/0!
<i>Traffic Signal N & Evergreen</i>										
416-51218-101	FULL TIME WAGES	-	-	-	-	170	300	-	-	#DIV/0! Project expected to extend into 2021 so carryover will be necessary
416-51218-103	SOCIAL SECURITY	-	-	-	-	12	23	-	-	#DIV/0!
416-51218-104	RETIREMENT	-	-	-	-	11	21	-	-	#DIV/0!
416-51218-105	HEALTH INSURANCE	-	-	-	-	45	90	-	-	#DIV/0!
416-51218-107	LIFE INSURANCE	-	-	-	-	0	1	-	-	#DIV/0!
416-51218-108	DENTAL INSURANCE	-	-	-	-	1	2	-	-	#DIV/0!
416-51218-109	DISABILITY INSURANCE	-	-	-	-	1	2	-	-	#DIV/0!
416-51218-263	CONSTRUCTION	-	-	173,000	173,000	-	173,000	-	(173,000)	-100.00%
<i>General</i>										

2021 PROPOSED VILLAGE OF LITTLE CHUTE BUDGET

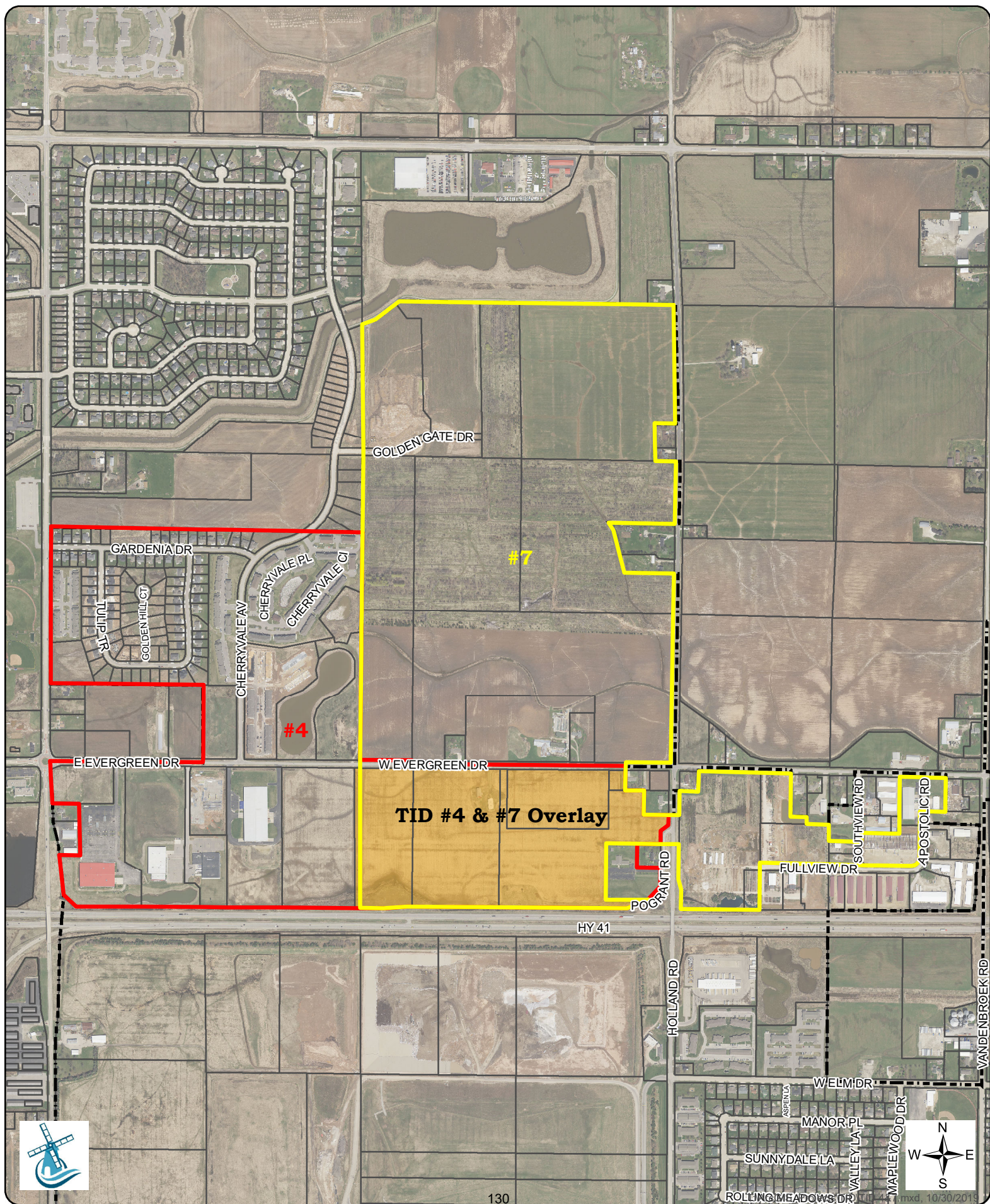
		AMENDED							(INCREASE)	% CHANGE
		ACTUAL 2018	ACTUAL 2019	BUDGET 2020	BUDGET 2020	YTD 2020	ESTIMATED 2020	BUDGET 2021	DECREASE 2020	2020
									BUDGET	BUDGET
416-57600-101	FULL-TIME WAGES	35,245	43,795	25,523	25,523	20,104	25,523	22,312	(3,211)	-12.58%
416-57600-103	SOCIAL SECURITY	2,649	3,369	1,942	1,942	1,503	1,976	1,705	(237)	-12.20%
416-57600-104	RETIREMENT	2,347	2,871	1,713	1,713	1,361	1,744	1,504	(209)	-12.20%
416-57600-105	HEALTH INSURANCE	5,464	7,421	4,867	4,867	4,483	4,867	4,585	(282)	-5.79%
416-57600-107	LIFE INSURANCE	19	30	13	13	13	13	12	(1)	-7.69%
416-57600-108	DENTAL INSURANCE	261	558	319	319	240	319	300	(19)	-5.96%
416-57600-109	DISABILITY INSURANCE	92	125	67	67	61	67	61	(6)	-8.96%
416-57600-110	OVERTIME	-	905	-	-	163	300	-	-	#DIV/0!
416-57600-204	CONTRACTUAL SERVICES	-	68,434	2,000	2,000	2,173	2,173	2,000	-	0.00%
416-57600-227	PUBLIC INFORMATION	-	-	-	-	18	18	-	-	#DIV/0!
416-57600-249	UTILITIES	-	123	-	-	113	182	220	220	#DIV/0!
416-57600-260	ADMINISTRATION	1,150	150	150	150	150	150	150	-	0.00%
416-57600-261	ENGINEERING	31,163	9,168	-	-	10,387	10,400	-	-	#DIV/0!
416-57600-262	LEGAL/AUDIT	8,233	30,000	4,500	4,500	76,048	76,048	5,000	500	11.11%
416-57600-266	DEVELOPMENT INC - LC PROP MGMT	-	144,000	-	-	-	-	-	-	#DIV/0!
416-57600-267	DEVELOPER INCENTIVE	599,999	-	-	-	-	-	105,000	105,000	#DIV/0!
416-57600-268	DEVELOPER INCENTIVE NESTLE	-	737,577	740,000	740,000	738,389	738,389	740,000	-	0.00%
416-57600-300	LAND ACQUISITION	885,645	1,040	-	-	-	-	-	-	#DIV/0!
416-57600-431	OTHER INTEREST	3,673	26,685	56,445	56,445	19,550	55,365	55,365	(1,080)	-1.91%
416-59000-497	TRANSFER TO DEBT SERVICE	8,949	15,432	46,729	46,729	46,729	46,730	140,700	93,971	201.10%
416-60000-204	CONTRACTUAL SERVICES	10,500	-	-	-	-	-	-	-	#DIV/0!
416-60000-260	ADMINISTRATION - ISSUANCE	-	-	-	-	-	-	-	-	#DIV/0!
Total Tax Increment District 6 Expenses		1,595,388	1,418,769	1,057,268	3,035,669	926,960	3,137,326	4,622,252	3,564,984	337.19%
TAX INCREMENTAL DISTRICT 6 NET REVENUES (EXPENSES)		(972,571)	367,960	150,349	(718,052)	4,963,644	3,353,324	(3,550,961)	(3,701,310)	-2461.81%
TID 6 NET FUND BALANCE (DEFICIT)		(884,439)	(516,477)	(366,128)	(1,234,529)	4,447,167	2,836,847	(714,114)		

2021 VILLAGE OF LITTLE CHUTE BUDGET

Tax Incremental District 7

- **Created:** July 18, 2018
- **Type:** Mixed Use
- **Termination:** July 18, 2038
- **Base Value at creation:** 3,436,200
- **2020 Value:** \$30,088,300
- **Increment:** \$26,652,100
- **Major Developments:** Bridgewater Apartments and Oh Snap!
- **Project Plan:** Includes upgrades to Evergreen Drive, numerous utility related extensions and upgrades, pedestrian accommodations, and water utility upgrades.





2021 PROPOSED VILLAGE OF LITTLE CHUTE BUDGET

		AMENDED					(INCREASE)	% CHANGE		
		ACTUAL 2018	ACTUAL 2019	BUDGET 2020	BUDGET 2020	YTD 2020	ESTIMATED 2020	BUDGET 2021	DECREASE 2020	2020
									BUDGET	BUDGET
TAX INCREMENT DISTRICT 7										
Tax Increment District 7 Revenues										
417-31112	TID PROPERTY TAXES	-	-	97,512	97,512	92,025	92,025	529,500	431,988	443.01%
417-36101	INTEREST ON INVESTMENTS	-	3,460	100	100	1,293	1,300	50	(50)	-50.00% Market, lower cash balance
417-39311	BOND PROCEEDS	-	1,624,100	-	-	-	-	-	-	#DIV/0!
417-39312	PREMIUM ON DEBT ISSUE	-	19,518	-	-	-	-	-	-	#DIV/0!
Total Tax Increment District 7 Revenues		-	1,647,079	97,612	97,612	93,318	93,325	529,550	431,938	442.51%
Tax Increment District 7 Expenses										
Evergreen Drive Phase 1										
417-51025-101	FULL-TIME WAGES	-	33,666	-	-	7,120	8,000	-	-	#DIV/0!
417-51025-102	PART-TIME WAGES	-	81	-	-	-	-	-	-	#DIV/0!
417-51025-103	SOCIAL SECURITY	-	2,801	-	-	615	727	-	-	#DIV/0!
417-51025-104	RETIREMENT	-	2,759	-	-	563	642	-	-	#DIV/0!
417-51025-105	HEALTH INSURANCE	-	7,871	-	-	2,318	2,620	-	-	#DIV/0!
417-51025-107	LIFE INSURANCE	-	24	-	-	7	8	-	-	#DIV/0!
417-51025-108	DENTAL INSURANCE	-	545	-	-	133	149	-	-	#DIV/0!
417-51025-109	DISABILITY INSURANCE	-	91	-	-	26	29	-	-	#DIV/0!
417-51025-110	OVERTIME	-	3,420	-	-	1,222	1,500	-	-	#DIV/0!
417-51025-261	ENGINEERING	-	3,895	-	-	-	-	-	-	#DIV/0!
417-51025-263	CONSTRUCTION	-	1,581,683	-	82,080	(27,551)	91,708	-	-	#DIV/0! Final settlements and quantities expected
Bridgewater										
417-51026-103	SOCIAL SECURITY	-	-	-	-	(2)	(2)	-	-	#DIV/0!
417-51026-105	HEALTH INSURANCE	-	-	-	-	129	130	-	-	#DIV/0!
417-51026-108	DENTAL INSURANCE	-	-	-	-	17	17	-	-	#DIV/0!
Evergreen Drive Phase 3										
417-51028-101	FULL-TIME WAGES	-	1,033	-	-	1,064	1,064	-	-	#DIV/0!
417-51028-103	SOCIAL SECURITY	-	79	-	-	83	84	-	-	#DIV/0!
417-51028-104	RETIREMENT	-	68	-	-	76	77	-	-	#DIV/0!
417-51028-105	HEALTH INSURANCE	-	239	-	-	302	302	-	-	#DIV/0!
417-51028-107	LIFE INSURANCE	-	0	-	-	1	1	-	-	#DIV/0!
417-51028-108	DENTAL INSURANCE	-	46	-	-	13	13	-	-	#DIV/0!
417-51028-109	DISABILITY INSURANCE	-	1	-	-	3	3	-	-	#DIV/0!
417-51028-110	OVERTIME	-	-	-	-	68	68	-	-	#DIV/0!
General										
417-57600-431	OTHER INTEREST	488	585	2,035	2,035	390	835	3,585	1,550	76.17%
417-57700-101	FULL-TIME WAGES	-	26,569	26,315	26,315	17,706	24,000	24,450	(1,865)	-7.09%
417-57700-103	SOCIAL SECURITY	-	2,004	2,004	2,004	1,313	1,836	1,868	(136)	-6.79%
417-57700-104	RETIREMENT	-	1,698	1,768	1,768	1,189	1,620	1,648	(120)	-6.79%
417-57700-105	HEALTH INSURANCE	-	3,852	5,063	5,063	3,730	4,658	4,992	(71)	-1.40%
417-57700-107	LIFE INSURANCE	-	14	13	13	10	12	13	-	0.00%
417-57700-108	DENTAL INSURANCE	-	207	333	333	218	307	326	(7)	-2.10%
417-57700-109	DISABILITY INSURANCE	-	72	69	69	50	64	67	(2)	-2.90%
417-57700-204	OTHER CONTRACTUAL SERVICES	-	1,400	2,000	2,000	1,155	2,000	2,000	-	0.00%
417-57700-260	ADMINISTRATION	1,000	-	-	-	-	-	-	-	#DIV/0!
417-57700-262	LEGAL SERVICES	3,341	33,853	3,800	3,800	2,031	3,800	3,800	-	0.00%
417-57700-267	TID 7 DEVELOPMENT INCENTIVE	-	-	-	-	-	-	2,222	2,222	#DIV/0! Incentive for Stormwater to Peter Pickle Properties
417-59000-497	TRANSFER TO DEBT SERVICE	-	-	30,000	30,000	30,000	30,000	30,552	552	1.84%
417-60000-204	CONTRACTUAL SERVICES	14,500	-	-	-	-	-	-	-	#DIV/0!
417-60000-260	ADMINISTRATION	-	150	150	150	150	150	150	-	0.00%
Total Tax Increment District 7 Expenses		19,329	1,708,707	73,550	155,630	44,149	176,422	75,673	2,123	2.89%
TAX INCREMENTAL DISTRICT 7 NET REVENUES (EXPENSES)		(19,329)	(61,629)	24,062	(58,018)	49,169	(83,097)	453,877	429,815	1786.28%
TID 7 NET FUND BALANCE (DEFICIT)										
		(19,329)	(80,958)	(56,896)	(138,976)	(31,789)	(164,055)	289,822		

2021 VILLAGE OF LITTLE CHUTE BUDGET

Tax Incremental District 8

- **Created:** July 18, 2018
- **Type:** Rehabilitation or conservation
- **Termination:** July 18, 2045
- **Base Value at creation:** \$2,624,500
- **2020 Value:** \$8,898,000
- **Increment:** \$6,273,500
- **Major Developments:** Senior Housing facility, improvements at the previous Save A Lot site, and other potential properties
- **Project Plan:** Includes upgrades to stormwater, improvements to parking lots, future property acquisition and redevelopment opportunities.



134

							(INCREASE)	% CHANGE			
		ACTUAL 2018	ACTUAL 2019	BUDGET 2020	AMENDED BUDGET 2020	YTD 2020	ESTIMATED 2020	BUDGET 2021	DECREASE 2020 BUDGET	2020 BUDGET	
TAX INCREMENT DISTRICT 8											
Tax Increment District 8 Revenues											
418-31112	TID PROPERTY TAXES	-	-	11,600	11,600	10,955	10,955	131,500	119,900	1033.62%	
418-36101	INTEREST ON INVESTMENTS	-	498	-	-	1,314	1,400	-	-	#DIV/0!	
418-39060	SALE OF REAL ESTATE	1	-	-	-	-	-	-	-	#DIV/0!	
418-39101	TRANSFER IN - OTHER FUNDS	617,191	-	-	-	-	-	-	-	#DIV/0!	
418-39311	BOND PROCEEDS	-	60,000	-	603,000	1,973,000	1,973,000	-	-	#DIV/0!	
418-39312	PREMIUM ON DEBT ISSUE	-	440	-	-	27,239	27,239	-	-	#DIV/0!	
Tax Increment District 8 Revenues		617,192	60,938	11,600	614,600	2,012,507	2,012,594	131,500	119,900	1033.62%	
Tax Increment District 8 Expenses											
Pine Street Parking											
418-50232-101	FULL-TIME WAGES	-	249	-	-	3,495	4,000	33,373	33,373	#DIV/0!	
418-50232-103	SOCIAL SECURITY	-	19	-	-	296	352	2,553	2,553	#DIV/0!	
418-50232-104	RETIREMENT	-	16	-	-	272	311	2,253	2,253	#DIV/0!	
418-50232-105	HEALTH INSURANCE	-	-	-	-	1,131	1,290	9,040	9,040	#DIV/0!	
418-50232-107	LIFE INSURANCE	-	-	-	-	1	1	24	24	#DIV/0!	
418-50232-108	DENTAL INSURANCE	-	-	-	-	121	123	592	592	#DIV/0!	
418-50232-109	DISABILITY INSURANCE	-	-	-	-	3	5	93	93	#DIV/0!	
418-50232-110	OVERTIME	-	-	-	-	536	600	-	-	#DIV/0!	
418-50232-261	ENGINEERING	-	-	-	-	3,811	3,812	-	-	#DIV/0!	
418-50232-263	CONSTRUCTION	-	-	-	-	-	-	759,072	759,072	#DIV/0!	
Maint Street Sidewalk/Intersections											
418-50712-101	FULL-TIME WAGES	-	-	-	-	60	60	-	-	#DIV/0!	
418-50712-103	SOCIAL SECURITY	-	-	-	-	5	5	-	-	#DIV/0!	
418-50712-104	RETIREMENT	-	-	-	-	4	5	-	-	#DIV/0!	
Hotel Development Storm											
418-51219-101	FULL-TIME WAGES	-	-	-	-	5,965	8,000	-	-	#DIV/0!	
418-51219-103	SOCIAL SECURITY	-	-	-	-	483	670	-	-	#DIV/0!	
418-51219-104	RETIREMENT	-	-	-	-	446	591	-	-	#DIV/0!	
418-51219-105	HEALTH INSURANCE	-	-	-	-	1,834	2,475	-	-	#DIV/0!	
418-51219-107	LIFE INSURANCE	-	-	-	-	5	7	-	-	#DIV/0!	
418-51219-108	DENTAL INSURANCE	-	-	-	-	100	137	-	-	#DIV/0!	
418-51219-109	DISABILITY INSURANCE	-	-	-	-	19	27	-	-	#DIV/0!	
418-51219-110	OVERTIME	-	-	-	-	643	750	-	-	#DIV/0!	
418-51219-263	CONSTRUCTION	-	-	-	603,000	-	603,000	-	-	#DIV/0!	
Downtown Environmental Remediation											
418-51224-300	LAND	-	-	-	-	-	-	160,000	160,000	#DIV/0!	
Land for Downtown Mixed Use											
418-51225-300	LAND	-	-	-	-	-	-	400,000	400,000	#DIV/0!	
General											
418-57800-101	FULL-TIME WAGES	13,481	12,882	12,696	12,696	8,625	12,000	18,029	5,333	42.01%	
418-57800-103	SOCIAL SECURITY	1,050	970	967	967	640	918	1,377	410	42.40%	
418-57800-104	RETIREMENT	941	819	853	853	579	810	1,215	362	42.44%	
418-57800-105	HEALTH INSURANCE	3,001	1,954	2,440	2,440	1,798	2,500	3,612	1,172	48.03%	
418-57800-107	LIFE INSURANCE	12	7	6	6	5	7	10	4	66.67%	
418-57800-108	DENTAL INSURANCE	255	109	160	160	107	149	234	74	46.25%	
418-57800-109	DISABILITY INSURANCE	43	35	33	33	25	35	49	16	48.48%	
418-57800-110	OVERTIME	565	-	-	-	-	-	-	-	#DIV/0!	
418-57800-204	CONTRACTUAL SERVICES	1,380	8,900	2,000	2,000	3,696	3,696	3,800	1,800	90.00%	
418-57800-260	ADMINISTRATION	1,000	150	150	150	150	150	150	-	0.00%	
418-57800-261	ENGINEERING	37	-	-	-	-	-	-	-	#DIV/0!	
418-57800-262	LEGAL SERVICES	4,005	4,174	2,500	2,500	30,430	30,430	4,000	1,500	60.00%	
418-57800-263	CONSTRUCTION	495,416	1,054	-	-	-	-	-	-	#DIV/0!	
418-57800-300	LAND ACQUISITION	-	-	-	60,000	-	60,000	-	-	#DIV/0!	
418-57800-431	OTHER INTEREST	-	-	10,800	10,800	1,200	2,300	7,800	(3,000)	-27.78%	
418-59000-497	TRANSFER TO DEBT SERVICE	14,214	95,128	79,668	79,668	79,668	79,669	141,992	62,324	78.23%	
418-60000-204	CONTRACTUAL SERVICES	13,500	-	-	-	-	-	-	-	#DIV/0!	
Total Tax Increment District 8 Expenses		548,900	126,466	112,273	775,273	146,150	818,885	1,549,268	1,436,995	1279.91%	
TAX INCREMENTAL DISTRICT 8 NET REVENUES (EXPENSES)		68,292	(65,528)	(100,673)	(160,673)	1,866,357	1,193,709	(1,417,768)	(1,317,095)	1308.29%	
TID 8 NET FUND BALANCE (DEFICIT)		68,292	2,765	(97,908)	(157,908)	1,869,122	1,196,474	(221,294)			

CATEGORY
DEPARTMENT
ACCOUNT ORGANIZATION

Capital Project Funds
Park Improvement Fund
420

OBJECTIVES: Under the Capital Project Fund, the Park Improvement Fund is the primary account used to fund all park improvements. Managed by the Director of Parks, Recreation and Forestry, this fund receives revenue from fees, tax levy and other sources.

2020 Completed Projects

Fox River Boardwalk (in progress)



Van Lieshout Pour-in-Place (in progress)



Heesakker Playground Sidewalk (in progress)



Van Lieshout Baseball Field



Van Lieshout Outdoor Patio (in progress)



2021 Projects

Heesakker Kayak Launch



David & Rita Nelson Family Heritage Crossing



2021 PROPOSED VILLAGE OF LITTLE CHUTE BUDGET

								(INCREASE) DECREASE 2020	% CHANGE 2020
		ACTUAL 2018	ACTUAL 2019	BUDGET 2020	AMENDED BUDGET 2020	YTD 2020	ESTIMATED 2020	BUDGET 2021	BUDGET
PARK IMPROVEMENT									
Park Improvement Revenue									
420-31111	PROPERTY TAXES	-	6,000	6,000	6,000	6,000	6,000	-	(6,000) -100.00%
420-33000	INTERGOVERNMENTAL AID	17,500	-	-	-	-	-	-	#DIV/0!
420-33110	FEDERAL GRANT	-	-	738,892	738,892	-	483,274	-	(738,892) -100.00% Deferred Revenue from advance will be recognized in 2020 plus accrue rest
420-33290	STATE GRANT	-	35,747	77,863	77,863	-	119,979	-	(77,863) -100.00% Deferred Revenue from advance will be recognized in 2020 plus accrue rest
420-34401	PARK FEES-SUBDIVISIONS	144,851	38,860	13,000	13,000	83,000	83,000	20,000	7,000 53.85%
420-36101	INTEREST ON INVESTMENTS	-	2,043	400	400	4,570	4,600	-	(400) -100.00% No interest as fund will be at a cash deficit due to loan receivable Diamond Club
420-36102	INTEREST ON LOANS	6,400	5,813	5,212	5,212	5,213	5,213	4,481	(731) -14.03% Diamond Club
420-38301	DONATIONS	3,557	14,160	-	-	425,557	793,023	-	- #DIV/0!
420-38305	SPONSORSHIP BANNERS	1,000	956	-	-	-	-	-	- #DIV/0!
420-39050	SALE OF VILLAGE PROPERTY	-	-	-	-	-	-	-	- #DIV/0! Sale of Van Lieshout playground equipment
420-39060	SALE OF REAL ESTATE	40	-	-	-	1,860	1,860	-	- #DIV/0!
420-39311	BOND PROCEEDS	-	333,000	80,000	80,000	80,000	80,000	-	(80,000) -100.00%
420-39312	PREMIUM ON DEBT ISSUE	-	2,421	-	-	2,043	2,043	-	- #DIV/0!
Total Park Improvement Revenue		173,348	439,000	921,367	921,367	608,242	1,578,992	24,481	(896,886) -97.34%
Park Improvement Expenses									
420-51024-101	FULL-TIME WAGES	-	2,013	-	-	-	-	-	- #DIV/0!
420-51024-103	SOCIAL SECURITY	-	143	-	-	-	-	-	- #DIV/0!
420-51024-104	RETIREMENT	-	132	-	-	-	-	-	- #DIV/0!
420-51024-105	HEALTH INSURANCE	-	548	-	-	-	-	-	- #DIV/0!
420-51024-107	LIFE INSURANCE	-	1	-	-	-	-	-	- #DIV/0!
420-51024-108	DENTAL INSURANCE	-	53	-	-	-	-	-	- #DIV/0!
420-51024-109	DISABILITY INSURANCE	-	3	-	-	-	-	-	- #DIV/0!
420-57620-101	FULL-TIME WAGES	209	7,006	-	-	-	-	-	- #DIV/0!
420-57620-103	SOCIAL SECURITY	16	519	-	-	-	-	-	- #DIV/0!
420-57620-104	RETIREMENT	14	464	-	-	-	-	-	- #DIV/0!
420-57620-105	HEALTH INSURANCE	39	1,770	-	-	-	-	-	- #DIV/0!
420-57620-107	LIFE INSURANCE	0	5	-	-	-	-	-	- #DIV/0!
420-57620-108	DENTAL INSURANCE	2	118	-	-	-	-	-	- #DIV/0!
420-57620-109	DISABILITY INSURANCE	1	18	-	-	-	-	-	- #DIV/0!
420-57620-110	OVERTIME	-	81	-	-	-	-	-	- #DIV/0!
420-57620-270	DOYLE	-	-	-	-	-	-	-	- #DIV/0!
420-57620-271	HEESAKKER	-	-	20,000	20,000	450	20,000	-	(20,000) -100.00%
420-57620-272	ISLAND	-	-	-	-	-	-	-	- #DIV/0!
420-57620-273	LEGION	18,299	11,044	-	-	-	-	-	- #DIV/0!
420-57620-274	VAN LIESHOUT	2,057	-	90,000	90,000	90,000	90,000	-	(90,000) -100.00%
420-57620-276	CREEKVIEW	750	141,396	-	16,000	(5,616)	-	-	- #DIV/0! Expect no additional costs beyond the retainage amount - final pay app expected soon
420-57620-277	FOX RIVER BOARDWALK	11,609	37,856	816,755	1,392,653	507,267	1,726,276	-	(816,755) -100.00% Total expected cost share \$1,775,740-49,464 recorded 2018/2019
420-57620-301	NEW EQUIPMENT	3,048	3,949	-	-	-	-	-	- #DIV/0!
420-57620-306	BUILDING & GROUNDS	35,719	-	-	-	-	-	-	- #DIV/0!
420-59000-260	ADMINISTRATION	-	5,990	-	-	2,043	2,043	-	- #DIV/0!
Park Improvement Expenses		71,763	213,109	926,755	1,518,653	594,145	1,838,319	-	(926,755) -100.00%
PARK IMPROVEMENTS NET REVENUES (EXPENSES)		101,585	225,892	(5,388)	(597,286)	14,098	(259,327)	24,481	29,869 -554.36%
PARK IMPROVEMENTS FUND BALANCE (DEFECIT)		174,659	400,550	395,162	(196,736)	414,648	141,223	165,704	
LESS RESTRICTED FUND BALANCE		-	613,753	395,162	-	-	-	-	Boardwalk Grant/Debt Proceeds
UNRESTRICTED FUND BALANCE		174,659	(213,203)	-	-	505,607	141,306	165,787	Cash will be at deficit 12-31-2021 due to Diamond Club Receivable \$193,015
PARK IMPROVEMENTS FUND BALANCE (DEFICIT)		174,659	400,550	395,162	-	505,607	141,306	165,787	

CATEGORY	Capital Project Funds
DEPARTMENT	Construction Projects Fund
ACCOUNT ORGANIZATION	452

OBJECTIVES: Under the Capital Project Fund, the Construction Projects Fund is the primary account used to fund all infrastructure related projects. Projects are determined based on need and can be generated by community growth or replacement of existing infrastructure.

Reconstruction projects are identified by the Department of Public Works based on their yearly evaluations of pavements and utilities. Information is collected during the life cycle of the infrastructure to determine if maintenance or full reconstruction is required.

Full reconstruction is necessary when the pavement and utilities have reached their full use and is consistent with continued increased costs for maintenance. Example of failures include water main breaks or intensive infiltration of ground water into the sanitary sewer. All of which are expensive additional operational costs that continue to increase until replaced.

Once identified for replacement a budget for reconstruction is prepared by the Village Engineer and reviewed by the Finance Director to assist in determining when a particular project may fit within a 5-year budget window. This fund receives revenue from a mixture of resources related to the execution of the project and therefore, is reviewed by other departments as to funding sources. Once recommended by the Administrator and approved by the Village Board, the design and construction of the project is managed by the Engineering Department.

Primary 2021 Projects:

- **Evergreen Drive** (Allegiance to Vandebroek) – Storm Sewer & Concrete Paving
- **Hartzheim Drive** (Buchanan to terminus) – Full Utility and Concrete Paving
- **Pine Street Parking Lot** – Sanitary & Storm Sewer with Asphalt Pavement
- **Madison Street Concrete Median** – Coordinate with county for increased safety at railroad crossing
- **Vandebroek Pond** – Storm Water Detention and Water Quality Project
- **Traffic Signals (CTH N & Evergreen Dr.)** – Installation of 4-way Traffic Lights

2021 PROPOSED VILLAGE OF LITTLE CHUTE BUDGET

								(INCREASE) DECREASE 2020	% CHANGE 2020
		ACTUAL 2018	ACTUAL 2019	BUDGET 2020	AMENDED BUDGET 2020	YTD 2020	ESTIMATED 2020	BUDGET 2021	BUDGET
CAPITAL PROJECTS									
Capital Projects Revenue									
452-31110	COUNTY SUBSIDY	-	80,705	-	-	-	-	-	#DIV/0!
452-31111	GENERAL PROPERTY TAXES	344,271	340,214	383,457	383,457	383,457	383,457	364,847	(18,610) -4.85%
452-33114	ROAD GRANTS	550,000	54,787	-	-	-	-	-	#DIV/0!
452-33290	OTHER STATE AIDS	-	-	-	-	20	20	-	#DIV/0! Cares Act
300-36101	INTEREST ON INVESTMENTS	39,416	62,781	50,000	50,000	35,495	43,500	10,500	(39,500) -79.00% Lower interest rate and balance since using for debt service and CIP
300-37112	SPEC ASSMT CONCRETE PAVING	494,401	159,171	188,828	188,828	136,514	200,000	170,000	(18,828) -9.97% Receipts during year posted to 300-37131 in error last year for streets
300-37131	SPEC ASSMT SIDEWALK	20,488	382,144	6,112	6,112	-	5,500	4,300	(1,812) -29.65% Lower interest rates and economy - more will finance
452-37321	SPECIAL ASSESSMENTS UTILITIES	8,253	1,826	1,803	1,803	-	1,800	1,800	(3) -0.17%
300-37901	INTEREST ON ASSESSMENTS	25,189	21,580	17,549	17,549	1,986	18,300	13,200	(4,349) -24.78% Interest rate charged on specials has dropped due to successful debt sales
452-37901	SPECIAL ASSESSMENT INTEREST	341	187	146	146	-	150	100	(46) -31.51%
452-39311	BOND PROCEEDS	-	242,000	600,000	350,000	350,000	350,000	-	(600,000) -100.00%
452-39312	PREMIUM ON DEBT ISSUE	-	1,797	-	-	8,937	8,937	-	#DIV/0!
300-39500	GAIN/LOSS ON INVESTMENTS	334	10,461	14,000	14,000	17,650	19,000	2,000	(12,000) -85.71% Lower cash balance, market
Total Capital Projects Revenue		1,482,692	1,357,652	1,261,895	1,011,895	934,059	1,030,664	566,747	(695,148) -55.09%
Construction Projects									
<i>Mill Street Bridge</i>									
452-50422-204	CONTRACTUAL SERVICES	-	1,764	-	-	-	-	-	#DIV/0!
452-50422-262	LEGAL SERVICES	39	-	-	-	-	-	-	#DIV/0!
452-50422-263	CONSTRUCTION	-	71,724	-	-	-	-	-	#DIV/0!
<i>Main Street</i>									
452-50712-204	CONTRACTUAL SERVICES	212	-	-	-	-	-	-	#DIV/0!
<i>Crosswinds Estates</i>									
452-50905-101	FULL-TIME WAGES	832	-	-	-	-	-	1,876	1,876 #DIV/0!
452-50905-103	SOCIAL SECURITY	65	-	-	-	-	-	144	144 #DIV/0!
452-50905-104	RETIREMENT	56	-	-	-	-	-	127	127 #DIV/0!
452-50905-105	HEALTH INSURANCE	113	-	-	-	-	-	564	564 #DIV/0!
452-50905-107	LIFE INSURANCE	0	-	-	-	-	-	2	2 #DIV/0!
452-50905-108	DENTAL INSURANCE	32	-	-	-	-	-	35	35 #DIV/0!
452-50905-109	DISABILITY INSURANCE	1	-	-	-	-	-	5	5 #DIV/0!
<i>Homewood Court</i>									
452-51016-101	FULL-TIME WAGES	-	5,594	36,500	36,500	5,485	10,970	-	(36,500) -100.00%
452-51016-103	SOCIAL SECURITY	-	432	2,793	2,793	423	870	-	(2,793) -100.00%
452-51016-104	RETIREMENT	-	379	2,464	2,464	383	768	-	(2,464) -100.00%
452-51016-105	HEALTH INSURANCE	-	1,455	10,059	10,059	1,316	2,632	-	(10,059) -100.00%
452-51016-107	LIFE INSURANCE	-	6	26	26	4	8	-	(26) -100.00%
452-51016-108	DENTAL INSURANCE	-	65	661	661	75	151	-	(661) -100.00%
452-51016-109	DISABILITY INSURANCE	-	22	104	104	16	32	-	(104) -100.00%
452-51016-110	OVERTIME	-	193	-	-	192	400	-	#DIV/0!
452-51016-204	CONTRACTUAL SERVICES	-	-	-	-	2,066	2,067	-	#DIV/0!
452-51016-261	ENGINEERING	4,668	-	-	-	-	-	-	#DIV/0!
452-51016-263	CONSTRUCTION	-	-	656,000	447,813	-	447,813	-	(656,000) -100.00%
<i>Wilson Street</i>									
452-51017-101	FULL-TIME WAGES	10,681	-	-	-	-	-	-	#DIV/0!
452-51017-102	PART-TIME WAGES	60	-	-	-	-	-	-	#DIV/0!
452-51017-103	SOCIAL SECURITY	828	-	-	-	-	-	-	#DIV/0!
452-51017-104	RETIREMENT	749	-	-	-	-	-	-	#DIV/0!
452-51017-105	HEALTH INSURANCE	2,907	-	-	-	-	-	-	#DIV/0!
452-51017-107	LIFE INSURANCE	9	-	-	-	-	-	-	#DIV/0!
452-51017-108	DENTAL INSURANCE	238	-	-	-	-	-	-	#DIV/0!
452-51017-109	DISABILITY INSURANCE	31	-	-	-	-	-	-	#DIV/0!
452-51017-110	OVERTIME	502	-	-	-	-	-	-	#DIV/0!
452-51017-263	CONSTRUCTION	187,442	-	-	-	-	-	-	#DIV/0!
<i>Hayes Street</i>									
452-51018-101	FULL-TIME WAGES	10,383	-	-	-	-	-	-	#DIV/0!
452-51018-102	PART-TIME WAGES	105	-	-	-	-	-	-	#DIV/0!
452-51018-103	SOCIAL SECURITY	850	-	-	-	-	-	-	#DIV/0!
452-51018-104	RETIREMENT	756	-	-	-	-	-	-	#DIV/0!
452-51018-105	HEALTH INSURANCE	2,603	-	-	-	-	-	-	#DIV/0!
452-51018-107	LIFE INSURANCE	8	-	-	-	-	-	-	#DIV/0!
452-51018-108	DENTAL INSURANCE	251	-	-	-	-	-	-	#DIV/0!
452-51018-109	DISABILITY INSURANCE	27	-	-	-	-	-	-	#DIV/0!
452-51018-110	OVERTIME	906	-	-	-	-	-	-	#DIV/0!
452-51018-226	POSTAGE	10	-	-	-	-	-	-	#DIV/0!
452-51018-261	ENGINEERING	3,865	-	-	-	-	-	-	#DIV/0!

2021 PROPOSED VILLAGE OF LITTLE CHUTE BUDGET

									(INCREASE)	% CHANGE
		AMENDED							DECREASE 2020	2020
		ACTUAL 2018	ACTUAL 2019	BUDGET 2020	BUDGET 2020	YTD 2020	ESTIMATED 2020	BUDGET 2021	BUDGET	BUDGET
452-51018-263	CONSTRUCTION	374,740	-	-	-	-	-	-	-	#DIV/0!
Carol Lynn										
452-51019-101	FULL-TIME WAGES	72	8,630	11,128	11,128	5,543	9,200	-	(11,128)	-100.00%
452-51019-102	PART-TIME WAGES	-	30	-	-	-	-	-	-	#DIV/0!
452-51019-103	SOCIAL SECURITY	5	667	851	851	426	727	-	(851)	-100.00%
452-51019-104	RETIREMENT	5	584	751	751	388	642	-	(751)	-100.00%
452-51019-105	HEALTH INSURANCE	20	1,945	3,067	3,067	1,340	2,225	-	(3,067)	-100.00%
452-51019-107	LIFE INSURANCE	0	7	8	8	4	7	-	(8)	-100.00%
452-51019-108	DENTAL INSURANCE	-	85	202	202	73	122	-	(202)	-100.00%
452-51019-109	DISABILITY INSURANCE	0	27	32	32	17	29	-	(32)	-100.00%
452-51019-110	OVERTIME	-	276	-	-	202	300	-	-	#DIV/0!
452-51019-204	CONTRACTUAL SERVICES	-	-	-	-	2,066	2,067	-	-	#DIV/0!
452-51019-261	ENGINEERING	4,230	-	-	-	-	-	-	-	#DIV/0!
452-51019-263	CONSTRUCTION	-	-	204,000	499,210	-	499,210	-	(204,000)	-100.00%
Daytona Lane										
452-51020-101	FULL-TIME WAGES	10,988	-	-	-	-	-	-	-	#DIV/0!
452-51020-103	SOCIAL SECURITY	820	-	-	-	-	-	-	-	#DIV/0!
452-51020-104	RETIREMENT	753	-	-	-	-	-	-	-	#DIV/0!
452-51020-105	HEALTH INSURANCE	3,523	-	-	-	-	-	-	-	#DIV/0!
452-51020-107	LIFE INSURANCE	11	-	-	-	-	-	-	-	#DIV/0!
452-51020-108	DENTAL INSURANCE	167	-	-	-	-	-	-	-	#DIV/0!
452-51020-109	DISABILITY INSURANCE	42	-	-	-	-	-	-	-	#DIV/0!
452-51020-110	OVERTIME	243	-	-	-	-	-	-	-	#DIV/0!
452-51020-226	POSTAGE	14	-	-	-	-	-	-	-	#DIV/0!
452-51020-263	CONSTRUCTION	156,621	-	-	-	-	-	-	-	#DIV/0!
Downtown Crosswalks										
452-51021-101	FULL-TIME WAGES	1,692	-	-	-	-	-	-	-	#DIV/0!
452-51021-103	SOCIAL SECURITY	123	-	-	-	-	-	-	-	#DIV/0!
452-51021-104	RETIREMENT	113	-	-	-	-	-	-	-	#DIV/0!
452-51021-105	HEALTH INSURANCE	297	-	-	-	-	-	-	-	#DIV/0!
452-51021-107	LIFE INSURANCE	2	-	-	-	-	-	-	-	#DIV/0!
452-51021-108	DENTAL INSURANCE	18	-	-	-	-	-	-	-	#DIV/0!
452-51021-109	DISABILITY	5	-	-	-	-	-	-	-	#DIV/0!
452-51021-263	CONSTRUCTION	24,458	-	-	-	-	-	-	-	#DIV/0!
Park Development - Engineering										
452-51024-101	FULL-TIME WAGES	420	-	-	-	-	-	-	-	#DIV/0!
452-51024-103	SOCIAL SECURITY	31	-	-	-	-	-	-	-	#DIV/0!
452-51024-104	RETIREMENT	28	-	-	-	-	-	-	-	#DIV/0!
452-51024-105	HEALTH INSURANCE	91	-	-	-	-	-	-	-	#DIV/0!
452-51024-107	LIFE INSURANCE	0	-	-	-	-	-	-	-	#DIV/0!
452-51024-108	DENTAL INSURANCE	10	-	-	-	-	-	-	-	#DIV/0!
452-51024-109	DISABILITY INSURANCE	1	-	-	-	-	-	-	-	#DIV/0!
Evergreen										
452-51025-101	FULL-TIME WAGES	11,563	-	-	-	-	-	-	-	#DIV/0!
452-51025-102	PART-TIME WAGES	1,155	-	-	-	-	-	-	-	#DIV/0!
452-51025-103	SOCIAL SECURITY	931	-	-	-	-	-	-	-	#DIV/0!
452-51025-104	RETIREMENT	775	-	-	-	-	-	-	-	#DIV/0!
452-51025-105	HEALTH INSURANCE	2,371	-	-	-	-	-	-	-	#DIV/0!
452-51025-107	LIFE INSURANCE	7	-	-	-	-	-	-	-	#DIV/0!
452-51025-108	DENTAL INSURANCE	195	-	-	-	-	-	-	-	#DIV/0!
452-51025-109	DISABILITY INSURANCE	25	-	-	-	-	-	-	-	#DIV/0!
452-51025-210	RENTALS	2,414	-	-	-	-	-	-	-	#DIV/0!
452-51025-263	CONSTRUCTION	-	-	-	-	-	-	-	-	#DIV/0!
Bridgewater										
452-51026-101	FULL-TIME WAGES	6,308	-	-	-	-	-	-	-	#DIV/0!
452-51026-102	PART-TIME WAGES	-	-	-	-	-	-	-	-	#DIV/0!
452-51026-103	SOCIAL SECURITY	492	-	-	-	-	-	-	-	#DIV/0!
452-51026-104	RETIREMENT	423	-	-	-	-	-	-	-	#DIV/0!
452-51026-105	HEALTH INSURANCE	857	-	-	-	-	-	-	-	#DIV/0!
452-51026-107	LIFE INSURANCE	6	-	-	-	-	-	-	-	#DIV/0!
452-51026-108	DENTAL INSURANCE	117	-	-	-	-	-	-	-	#DIV/0!
452-51026-109	DISABILITY INSURANCE	20	-	-	-	-	-	-	-	#DIV/0!
452-51026-267	DEV INCENTIVE - BRIDGEWATER	200,000	-	-	-	-	-	-	-	#DIV/0!
McKinley										
452-51105-101	FULL-TIME WAGES	982	-	-	-	-	-	-	-	#DIV/0!
452-51105-103	SOCIAL SECURITY	78	-	-	-	-	-	-	-	#DIV/0!
452-51105-104	RETIREMENT	66	-	-	-	-	-	-	-	#DIV/0!

2021 PROPOSED VILLAGE OF LITTLE CHUTE BUDGET

			AMENDED				(INCREASE) DECREASE 2020		% CHANGE 2020
		ACTUAL 2018	ACTUAL 2019	BUDGET 2020	BUDGET 2020	YTD 2020	ESTIMATED 2020	BUDGET 2021	BUDGET
452-51105-105	HEALTH INSURANCE	57	-	-	-	-	-	-	#DIV/0!
452-51105-107	LIFE INSURANCE	1	-	-	-	-	-	-	#DIV/0!
452-51105-109	DISABILITY INSURANCE	4	-	-	-	-	-	-	#DIV/0!
<i>Miami Circle</i>									
452-51109-101	FULL-TIME WAGES	64	-	-	-	-	-	-	#DIV/0!
452-51109-102	PART-TIME WAGES	375	-	-	-	-	-	-	#DIV/0!
452-51109-103	SOCIAL SECURITY	33	-	-	-	-	-	-	#DIV/0!
452-51109-104	RETIREMENT	4	-	-	-	-	-	-	#DIV/0!
452-51109-105	HEALTH INSURANCE	20	-	-	-	-	-	-	#DIV/0!
452-51109-107	LIFE INSURANCE	0	-	-	-	-	-	-	#DIV/0!
452-51109-109	DISABILITY INSURANCE	0	-	-	-	-	-	-	#DIV/0!
<i>Orchard Lane</i>									
452-51110-102	PART-TIME WAGES	289	-	-	-	-	-	-	#DIV/0!
452-51110-103	SOCIAL SECURITY	22	-	-	-	-	-	-	#DIV/0!
<i>Tampa Way</i>									
452-51111-102	PART-TIME WAGES	135	-	-	-	-	-	-	#DIV/0!
452-51111-103	SOCIAL SECURITY	10	-	-	-	-	-	-	#DIV/0!
<i>Adams Way</i>									
452-51112-102	PART-TIME WAGES	105	-	-	-	-	-	-	#DIV/0!
452-51112-103	SOCIAL SECURITY	8	-	-	-	-	-	-	#DIV/0!
<i>Roosevelt</i>									
452-51113-101	FULL-TIME WAGES	-	-	-	-	127	252	-	#DIV/0!
452-51113-102	PART-TIME WAGES	180	-	-	-	-	-	-	#DIV/0!
452-51113-103	SOCIAL SECURITY	14	-	-	-	10	19	-	#DIV/0!
452-51113-104	RETIREMENT	-	-	-	-	9	18	-	#DIV/0!
452-51113-105	HEALTH INSURANCE	-	-	-	-	39	78	-	#DIV/0!
452-51113-108	DENTAL INSURANCE	-	-	-	-	5	11	-	#DIV/0!
<i>Bittersweet</i>									
452-51114-101	FULL-TIME WAGES	-	-	-	-	134	268	-	#DIV/0!
452-51114-102	PART-TIME WAGES	135	-	-	-	-	-	-	#DIV/0!
452-51114-103	SOCIAL SECURITY	10	-	-	-	10	21	-	#DIV/0!
452-51114-104	RETIREMENT	-	-	-	-	9	19	-	#DIV/0!
452-51114-105	HEALTH INSURANCE	-	-	-	-	32	64	-	#DIV/0!
452-51114-108	DENTAL INSURANCE	-	-	-	-	4	9	-	#DIV/0!
<i>Harvest Trail</i>									
452-51210-101	FULL-TIME WAGES	1,408	-	-	-	-	-	-	#DIV/0!
452-51210-103	SOCIAL SECURITY	112	-	-	-	-	-	-	#DIV/0!
452-51210-104	RETIREMENT	94	-	-	-	-	-	-	#DIV/0!
452-51210-105	HEALTH INSURANCE	123	-	-	-	-	-	-	#DIV/0!
452-51210-107	LIFE INSURANCE	1	-	-	-	-	-	-	#DIV/0!
452-51210-108	DENTAL INSURANCE	28	-	-	-	-	-	-	#DIV/0!
452-51210-109	DISABILITY INSURANCE	4	-	-	-	-	-	-	#DIV/0!
452-51210-263	CONSTRUCTION	3,995	-	-	-	-	-	-	#DIV/0!
<i>Karen Drive</i>									
452-51211-101	FULL-TIME WAGES	9,904	-	-	-	-	-	-	#DIV/0!
452-51211-103	SOCIAL SECURITY	729	-	-	-	-	-	-	#DIV/0!
452-51211-104	RETIREMENT	664	-	-	-	-	-	-	#DIV/0!
452-51211-105	HEALTH INSURANCE	2,486	-	-	-	-	-	-	#DIV/0!
452-51211-107	LIFE INSURANCE	7	-	-	-	-	-	-	#DIV/0!
452-51211-108	DENTAL INSURANCE	157	-	-	-	-	-	-	#DIV/0!
452-51211-109	DISABILITY INSURANCE	28	-	-	-	-	-	-	#DIV/0!
452-51211-263	CONSTRUCTION	30	-	-	-	-	-	-	#DIV/0!
<i>Park Street</i>									
452-51212-101	FULL-TIME WAGES	-	23,477	-	-	631	789	-	#DIV/0!
452-51212-102	PART-TIME WAGES	-	53	-	-	-	-	-	#DIV/0!
452-51212-103	SOCIAL SECURITY	-	1,807	-	-	46	58	-	#DIV/0!
452-51212-104	RETIREMENT	-	1,604	-	-	43	54	-	#DIV/0!
452-51212-105	HEALTH INSURANCE	-	5,819	-	-	179	224	-	#DIV/0!
452-51212-107	LIFE INSURANCE	-	19	-	-	1	2	-	#DIV/0!
452-51212-108	DENTAL INSURANCE	-	344	-	-	4	5	-	#DIV/0!
452-51212-109	DISABILITY INS	-	72	-	-	3	4	-	#DIV/0!
452-51212-110	OVERTIME	-	1,007	-	-	-	-	-	#DIV/0!
452-51212-204	CONTRACTUAL SERVICES	-	144	-	-	-	-	-	#DIV/0!
452-51212-227	PUBLIC INFORMATION	-	195	-	-	-	-	-	#DIV/0!
452-51212-263	CONSTRUCTION	-	208,611	-	-	(10,431)	-	-	#DIV/0!
<i>Quiet Zone</i>									
452-51213-101	FULL-TIME WAGES	13,678	11,068	14,273	14,273	7,662	9,000	1,876	(12,397) -86.86%

Final contract payment for work accrued and completed in 2019

2021 PROPOSED VILLAGE OF LITTLE CHUTE BUDGET

								(INCREASE)	% CHANGE	
		AMENDED						DECREASE 2020	2020	
		ACTUAL 2018	ACTUAL 2019	BUDGET 2020	BUDGET 2020	YTD 2020	ESTIMATED 2020	BUDGET 2021	BUDGET	
									BUDGET	
452-51213-103	SOCIAL SECURITY	1,006	861	1,092	1,092	594	708	144	(948)	-86.81%
452-51213-104	RETIREMENT	916	851	963	963	531	624	127	(836)	-86.81%
452-51213-105	HEALTH INSURANCE	3,433	3,309	3,944	3,944	1,591	2,485	564	(3,380)	-85.70%
452-51213-107	LIFE INSURANCE	10	7	10	10	5	7	2	(8)	-80.00%
452-51213-108	DENTAL INSURANCE	217	245	258	258	120	163	35	(223)	-86.43%
452-51213-109	DISABILITY INSURANCE	38	26	41	41	18	26	5	(36)	-87.80%
452-51213-110	OVERTIME	-	510	-	-	206	300	-	-	#DIV/0!
452-51213-227	PUBLIC INFORMATION	-	-	-	-	66	67	-	-	#DIV/0!
452-51213-261	ENGINEERING	24,950	14,573	-	-	-	-	-	-	#DIV/0!
452-51213-263	CONSTRUCTION	425	-	250,000	-	-	-	-	(250,000)	-100.00%
Buchanan Street - OO to Main										
452-51222-101	FULL-TIME WAGES	-	-	-	-	-	-	1,528	1,528	#DIV/0!
452-51222-103	SOCIAL SECURITY	-	-	-	-	-	-	117	117	#DIV/0!
452-51222-104	RETIREMENT	-	-	-	-	-	-	104	104	#DIV/0!
452-51222-105	HEALTH INSURANCE	-	-	-	-	-	-	447	447	#DIV/0!
452-51222-107	LIFE INSURANCE	-	-	-	-	-	-	2	2	#DIV/0!
452-51222-108	DENTAL INSURANCE	-	-	-	-	-	-	29	29	#DIV/0!
452-51222-109	DISABILITY INSURANCE	-	-	-	-	-	-	5	5	#DIV/0!
CTH N Madison Center Concrete Median at Railroad Crossing										
452-51224-101	FULL-TIME WAGES	-	-	-	-	-	-	1,670	1,670	#DIV/0!
452-51224-103	SOCIAL SECURITY	-	-	-	-	-	-	130	130	#DIV/0!
452-51224-104	RETIREMENT	-	-	-	-	-	-	115	115	#DIV/0!
452-51224-105	HEALTH INSURANCE	-	-	-	-	-	-	447	447	#DIV/0!
452-51224-107	LIFE INSURANCE	-	-	-	-	-	-	2	2	#DIV/0!
452-51224-108	DENTAL INSURANCE	-	-	-	-	-	-	29	29	#DIV/0!
452-51224-109	DISABILITY INSURANCE	-	-	-	-	-	-	5	5	#DIV/0!
452-51224-263	CONSTRUCTION	-	-	-	-	-	-	37,602	37,602	#DIV/0!
Temp Lights Cty OO & French										
452-57300-263	CONSTRUCTION	-	-	-	30,000	-	30,000	-	-	#DIV/0!
Construction Projects Total		1,103,469	368,486	1,199,227	1,066,250	21,667	1,025,515	47,738	(1,151,489)	-96.02%
Construction Administration Expenses										
452-57331-101	FULL-TIME WAGES	93,894	144,268	126,543	126,543	106,289	130,000	121,748	(4,795)	-3.79%
452-57331-102	PART-TIME WAGES	1,898	12,494	4,500	4,500	5,362	5,362	6,359	1,859	41.31%
452-57331-103	SOCIAL SECURITY	7,163	11,753	10,052	10,052	8,149	10,409	9,829	(223)	-2.22%
452-57331-104	RETIREMENT	6,291	8,718	8,566	8,566	7,099	9,185	8,367	(199)	-2.32%
452-57331-105	HEALTH INSURANCE	22,131	30,494	32,934	32,934	29,382	33,923	31,849	(1,085)	-3.29%
452-57331-107	LIFE INSURANCE	71	91	84	84	74	87	84	-	0.00%
452-57331-108	DENTAL INSURANCE	1,560	2,100	2,130	2,130	1,878	2,194	2,115	(15)	-0.70%
452-57331-109	DISABILITY INSURANCE	259	363	348	348	296	359	338	(10)	-2.87%
452-57331-110	OVERTIME	634	907	500	500	179	700	500	-	0.00%
452-57331-201	TRAINING & CONFERENCES	513	251	400	400	-	400	400	-	0.00%
452-57331-202	LOCAL AUTO EXPENSE	109	-	-	-	-	-	-	-	#DIV/0!
452-57331-203	TELEPHONE	2,413	2,068	2,000	2,000	1,601	2,000	2,000	-	0.00%
452-57331-204	CONTRACTUAL SERVICES	666	1,421	9,263	9,263	1,658	8,000	9,263	-	0.00%
452-57331-206	OFFICE SUPPLIES	924	434	600	600	-	600	600	-	0.00%
452-57331-208	SOFTWARE & SUBSCRIPTION COSTS	84	1,261	-	-	-	-	-	-	#DIV/0!
452-57331-212	CLOTHING ALLOWANCE	-	-	-	-	140	140	175	175	#DIV/0!
452-57331-213	SAFETY EQUIPMENT	50	23	100	100	-	-	-	(100)	-100.00%
452-57331-221	SMALL EQUIPMENT	1,867	15	2,000	2,000	-	-	2,000	-	0.00%
452-57331-225	OTHER NON-PERSON	2,165	-	-	-	-	-	-	-	#DIV/0!
300-57331-226	POSTAGE	110	125	100	100	92	200	200	100	100.00%
300-57331-229	BANK SERVICE CHARGES	1,722	2,225	1,450	1,450	1,424	1,900	1,920	470	32.41%
300-57331-497	TRANSFER TO DEBT SERVICE	326,793	427,718	600,000	600,000	600,000	600,000	665,000	65,000	10.83%
452-57331-261	ENGINEERING	-	-	3,700	3,700	-	3,500	3,700	-	0.00%
452-57331-262	LEGAL SERVICES	-	4,447	6,000	6,000	9,129	9,300	1,000	(5,000)	-83.33%
452-57331-301	NEW EQUIPMENT	19,919	-	-	-	-	-	-	-	#DIV/0!
300-59000-229	INVESTMENT SERVICES	-	18	100	100	-	-	-	(100)	-100.00%
452-59000-499	TRANSFER TO OTHER FUNDS	167,191	-	-	-	-	-	-	-	#DIV/0!
Total Construction Administration Expenses		658,425	651,192	811,370	811,370	772,752	818,259	867,447	56,077	6.91%
Total Construction Expenses		1,761,894	1,019,678	2,010,597	1,877,620	794,419	1,843,774	915,185	(1,095,412)	-54.48%
CAPITAL PROJECTS NET REVENUES (EXPENSES)		(279,202)	337,974	(748,702)	(865,725)	139,639	(813,110)	(348,438)		0.00%
CONSTRUCTION FUND BALANCE (DEFECIT)		3,858,273	4,196,247	3,447,545	3,330,522	4,335,886	3,383,137	3,034,699		

CATEGORY
DEPARTMENT
ACCOUNT ORGANIZATION

Public Works
Sanitary Sewer
610-53612

MISSION:

The mission is to maintain an efficient sanitary sewer system and to provide efficient operation of the sewer system. This includes monitoring inflow/infiltration into the sewer system, repairing and replacing defective sanitary pipes, and working to improve the system by cooperating with the Heart of the Valley Metropolitan Sewerage District, which is responsible for the wastewater treatment.

2020 PERFORMANCE MEASURES: *through July 2020 unless otherwise noted**

PERFORMANCE MEASUREMENTS

	<u>2018</u>	<u>2019</u>	<u>2020</u>	<u>Target 2021</u>
Billed out Private Sanitary Sewer Laterals	0 2017 Projects	30 2018 Projects	0 2019 Projects	0 2020 Projects
Billed Village of Kimberly for Shared "Sewer Jetter" Costs	\$438.58	\$1,361.36	**\$20.59	N/A
Lineal Feet of Sanitary Main Installed – Village Projects	3,018.5 LF	4,857 LF	457.2 LF	N/A
Number of Sanitary Laterals Installed	42 EA	66 EA	6.0 EA	N/A
Vertical Feet of Sanitary Manholes Installed	127.72 VF	229.55 VF	16.6 VF	N/A
Lineal feet of Private Sanitary Lateral Replacements	2,225.5 LF	N/A	N/A	N/A
Lineal Feet of Private Sanitary Lateral Burst	2012 LF	N/A	N/A	N/A
Lineal Feet of Private Sanitary Lateral Open Cut	213.5 LF	N/A	N/A	N/A
Number of Streets in Sanitary Lateral Projects	3 EA	N/A	N/A	N/A

****As of June 30th, 2020**

2021 GOALS

1. Continue to monitor high and low flows to help in the detection of inflow and infiltration.
2. Continue with private lateral replacement project.
3. Continue sanitary sewer lining project.
4. Continue with CMOM Program.
5. Continue with all elements of monitoring inflow and infiltration (I & I).
6. Continue metering high and low flows and visual checks.
7. Took proper measures to correct any I & I found.
8. Continue to do visual checks on complete system for restrictions and jet approximately 33% of system annually.

SIGNIFICANT PROGRAM/COST CHANGES

None.

PERSONNEL CHANGES/JUSTIFICATION

None.

2020 ACHIEVEMENTS

1. Continued sanitary sewer lining / grouting projects.
2. Continued with CMOM Program.
3. Continued with all elements of monitoring inflow and infiltration (I & I).
4. Continued metering high and low flows and visual checks.
5. Take proper measures to correct any I & I found.
6. Continue to do visual checks on complete system for restrictions and jet approximately 50% of system annually.

CAPITAL OUTLAY

Equipment: See 53330 Vehicle Maintenance

Vehicle Equipment Replacement: See 53330 Vehicle Maintenance

**VILLAGE OF LITTLE CHUTE
SEWER UTILITY**

	<u>ACTUAL 2018</u>	<u>ACTUAL 2019</u>	<u>BUDGET 2020</u>	<u>AMENDED BUDGET 2020</u>	<u>YEAR TO DATE 2020</u>	<u>ESTIMATED 2020</u>	<u>BUDGET 2021</u>
OPERATING REVENUES							
Charges for Services	2,754,230	3,357,107	2,795,820	2,795,820	1,847,753	2,747,320	2,789,120
Other	-	-	-	-	-	-	-
Total Operating Revenue	<u>2,754,230</u>	<u>3,357,107</u>	<u>2,795,820</u>	<u>2,795,820</u>	<u>1,847,753</u>	<u>2,747,320</u>	<u>2,789,120</u>
OPERATING EXPENSES							
Operation and Maintenance	2,041,197	2,317,435	2,149,182	2,149,182	1,497,418	2,308,713	2,911,545
Depreciation	209,224	216,292	210,000	210,000	178,100	218,000	220,000
Total Operating Expenses	<u>2,250,421</u>	<u>2,533,727</u>	<u>2,359,182</u>	<u>2,359,182</u>	<u>1,675,518</u>	<u>2,526,713</u>	<u>3,131,545</u>
OPERATING INCOME	<u>503,810</u>	<u>823,380</u>	<u>436,638</u>	<u>436,638</u>	<u>172,235</u>	<u>220,607</u>	<u>(342,425)</u>
NON-OPERATING REVENUE (EXPENSES)							
Investment Income	26,888	108,661	50,000	50,000	57,833	59,100	38,000
Interest Expense	(17,058)	(14,779)	(9,853)	(9,853)	(7,519)	(7,925)	(7,194)
Other	7,458	2,252	5,215	5,215	2,650	5,406	4,816
Total Non-Operating Revenue (Expenses)	<u>17,287</u>	<u>96,135</u>	<u>45,362</u>	<u>45,362</u>	<u>56,581</u>	<u>56,581</u>	<u>35,622</u>
INCOME BEFORE CAPITAL CONTRIBUTIONS AND TRANSFERS	<u>521,097</u>	<u>919,515</u>	<u>482,000</u>	<u>482,000</u>	<u>172,235</u>	<u>277,188</u>	<u>(306,803)</u>
CAPITAL CONTRIBUTIONS	<u>219,585</u>	<u>584,036</u>	<u>-</u>	<u>-</u>	<u>-</u>	<u>185,115</u>	<u>257,600</u>
TRANSFERS IN (OUT)	<u>(7,765)</u>	<u>(7,757)</u>	<u>(12,000)</u>	<u>(12,000)</u>	<u>(6,880)</u>	<u>(8,000)</u>	<u>(8,000)</u>
CHANGE IN NET POSITION	<u>732,918</u>	<u>1,495,794</u>	<u>470,000</u>	<u>470,000</u>	<u>165,355</u>	<u>454,303</u>	<u>(57,203)</u>
NET POSITION - BEGINNING OF YEAR AS RESTATED	<u>15,068,025</u>	<u>15,800,943</u>	<u>17,296,737</u>	<u>17,296,737</u>	<u>17,296,737</u>	<u>17,462,092</u>	<u>17,916,395</u>
NET POSITION - END OF YEAR	<u>15,800,943</u>	<u>17,296,737</u>	<u>17,766,737</u>	<u>17,766,737</u>	<u>17,462,092</u>	<u>17,916,395</u>	<u>17,859,192</u>
RECONCILIATION OF CHANGE IN NET POSITION TO NET CASH FROM OPERATING ACTIVITIES							
Operating Income	732,918	1,495,794	470,000	470,000	165,355	454,303	(57,203)
Noncash Items in Operating Income:							
Depreciation	209,224	216,292	210,000	210,000	178,100	218,000	220,000
Amortization	833	5,202	748	748	749	749	97
Capital Contributions	(219,585)	(584,036)	-	-	-	(185,115)	(257,600)
Long Term Debt	-	-	-	-	-	-	-
Fixed Assets	(514,776)	(34,111)	(91,496)	(113,696)	(86,682)	(123,705)	(84,978)
Principal Repayment	(291,008)	(164,978)	(161,250)	(161,250)	(161,250)	(161,250)	(47,132)
NET CHANGE	<u>(82,395)</u>	<u>934,163</u>	<u>428,002</u>	<u>405,802</u>	<u>96,272</u>	<u>202,982</u>	<u>(226,816)</u>

**VILLAGE OF LITTLE CHUTE
SEWER UTILITY**

KEY RATIOS

Debt Coverage Ratio	2.40	6.39	4.07	4.07	2.42	2.94	(1.55)
<1 Insufficient							
1.00 - 1.25 Adequate							
1.26-1.50 Good							
>1.50 Strong							
Days Cash on Hand	420	498	309	309	443	287	125
<30 Days Insufficient							
30 to 60 Days Adequate							
60 to 120 Days Good							
>120 Days Strong							
Debt to Plant	5%	4%	2%	2%	2%	2%	2%
<40 Low							
40% to 60% Moderate							
60% to 80% Moderately High							
>80% High							
System Profit	34%	51%	24%	24%	19%	24%	6%
Return on Rate Base	5.71%	11.29%	3.55%	3.55%	1.25%	3.43%	-0.43%

SEWER UTILITY
DEBT SCHEDULE

2012A Issue G O				2014A Issue G O			2019 Refunding		
Sanitary				Sanitary			Sanitary		
Year	Principal	Interest	Total	Principal	Interest	Total	Principal	Interest	Total
2020	26,250.00	811.55	27,061.55	100,000.00	1,000.00	101,000.00	35,000.00	4,483.75	39,483.75
2021	17,132.00	496.55	17,628.55				30,000.00	6,600.00	36,600.00
2022	17,684.00	265.27	17,949.27				30,000.00	5,700.00	35,700.00
2023							40,000.00	4,800.00	44,800.00
2024							40,000.00	3,600.00	43,600.00
2025							40,000.00	2,400.00	42,400.00
2026							35,000.00	1,350.00	36,350.00
	61,066.00	1,573.37	62,639.37	100,000.00	1,000.00	101,000.00	250,000.00	28,933.75	278,933.75

TOTAL DEBT			
Sanitary			
Year	Principal	Interest	Total
2020	161,250.00	6,295.30	167,545.30
2021	47,132.00	7,096.55	54,228.55
2022	47,684.00	5,965.27	53,649.27
2023	40,000.00	4,800.00	44,800.00
2024	40,000.00	3,600.00	43,600.00
2025	40,000.00	2,400.00	42,400.00
2026	35,000.00	1,350.00	36,350.00
	411,066.00	31,507.12	442,573.12

2021 PROPOSED VILLAGE OF LITTLE CHUTE BUDGET

								(INCREASE) DECREASE 2020	% CHANGE 2020
		ACTUAL 2018	ACTUAL 2019	BUDGET 2020	AMENDED BUDGET 2020	YTD 2020	ESTIMATED 2020	BUDGET 2021	BUDGET
SEWER									
Sewer Revenues and Sources of Funds									
610-32290	LATERALS	1,680	4,590	3,500	3,500	2,600	3,200	3,500	- 0.00%
610-34449	RESIDENTIAL-MULTI FAMILY	141,344	171,445	155,000	155,000	131,448	190,000	200,000	45,000 29.03%
610-34450	METERED SALES - RESIDENTIAL	1,178,617	1,169,071	1,161,200	1,161,200	810,523	1,190,000	1,200,000	38,800 3.34%
610-34451	METERED SALES - COMMERCIAL	208,480	229,035	219,000	219,000	135,169	195,000	200,000	(19,000) -8.68%
610-34452	METERED SALES - INDUSTRIAL	718,354	705,418	650,000	650,000	499,033	650,000	650,000	- 0.00%
610-34464	METERED SALES - PUBLIC AUTH.	398,286	827,098	440,000	440,000	217,195	418,000	420,000	(20,000) -4.55%
610-34470	FORFEITED DISCOUNTS(PENALTIES)	14,669	13,005	14,000	14,000	2,522	6,000	13,000	(1,000) -7.14% COVID - moratorium on penalties
610-34471	LATERAL NON-COMPLIANCE FEE	4,800	4,800	4,800	4,800	3,200	4,800	4,800	- 0.00%
610-34474	NON RESIDENT SURCHARGE (10%)	86,250	193,791	148,000	148,000	45,923	90,000	90,000	(58,000) -39.19%
610-34475	OTHER OPERATING REVENUE	1,311	121	120	120	120	120	7,620	7,500 6250.00% New Per/Lin Ft Boring Permit (25K), Bore Pit 5K - TDS Metrocom (also in GF/Other Utilities)
610-34901	OTHER CHARGES FOR SERVICES	439	1,168	200	200	21	200	200	- 0.00%
610-36101	INTEREST ON INVESTMENTS	24,188	42,427	35,000	35,000	33,772	35,000	30,000	(5,000) -14.29% Decreasing cash balances
610-37334	EVERGREEN AREA HOOKUP	-	37,566	-	-	-	-	-	- #DIV/0!
610-37901	INTEREST ON SPECIAL ASSMT	5,097	1,701	2,465	2,465	134	2,400	1,400	(1,065) -43.20%
610-37902	SPECIAL CHARGES - INTEREST	2,360	532	2,750	2,750	10	500	500	(2,250) -81.82%
610-39500	GAIN/LOSS ON INVESTMENTS	2,700	11,588	15,000	15,000	24,061	24,100	8,000	(7,000) -46.67% Market
610-39519	INTEREST & DIV INCOME-UTILITY	-	54,646	-	-	-	-	-	- #DIV/0!
610-39521	MISC NON OPERATING INC-UTILIT	-	19	-	-	2,506	2,506	2,916	2,916 #DIV/0!
610-39600	CAPITAL CONTRIBUTIONS	219,585	584,036	-	-	-	185,115	257,600	257,600 #DIV/0! Hickory 2020, Trail View South 2021, Hartheim 2021, Pine 2021
Total Sewer Revenues and Sources of Funds		3,008,161	4,052,057	2,851,035	2,851,035	1,908,237	2,996,941	3,089,536	238,501 8.37%

2021 PROPOSED VILLAGE OF LITTLE CHUTE BUDGET

		AMENDED					(INCREASE)	% CHANGE
ACTUAL 2018	ACTUAL 2019	BUDGET 2020	BUDGET 2020	YTD 2020	ESTIMATED 2020	BUDGET 2021	DECREASE 2020	2020
							BUDGET	BUDGET
Sewer Capital								
<i>Homewood Court</i>								
610-51016-101	FULL-TIME WAGES	-	18,385	4,843	15,000	-	(18,385)	-100.00%
610-51016-103	SOCIAL SECURITY	-	1,406	385	1,186	-	(1,406)	-100.00%
610-51016-104	RETIREMENT	-	1,241	349	1,047	-	(1,241)	-100.00%
610-51016-105	HEALTH INSURANCE	-	5,064	1,375	4,203	-	(5,064)	-100.00%
610-51016-107	LIFE INSURANCE	-	13	5	11	-	(13)	-100.00%
610-51016-108	DENTAL INSURANCE	-	334	46	278	-	(334)	-100.00%
610-51016-109	DISABILITY INSURANCE	-	53	20	44	-	(53)	-100.00%
610-51016-110	OVERTIME	-	-	321	500	-	-	#DIV/0!
610-51016-204	CONTRACTUAL SERVICES	-	-	81	100	-	-	#DIV/0!
610-51016-263	CONSTRUCTION	-	65,000	65,710	87,200	-	(65,000)	-100.00%
<i>Carol Lyn Drive</i>								
610-51019-103	SOCIAL SECURITY	-	-	-	6	-	-	#DIV/0!
610-51019-104	RETIREMENT	-	-	-	5	-	-	#DIV/0!
610-51019-110	OVERTIME	-	-	-	75	-	-	#DIV/0!
610-51019-263	CONSTRUCTION	-	-	11,637	12,000	-	-	#DIV/0!
<i>Miami Circle</i>								
610-51109-101	FULL-TIME WAGES	-	-	640	641	-	-	#DIV/0!
610-51109-103	SOCIAL SECURITY	-	-	48	50	-	-	#DIV/0!
610-51109-104	RETIREMENT	-	-	43	44	-	-	#DIV/0!
610-51109-105	HEALTH INSURANCE	-	-	98	99	-	-	#DIV/0!
610-51109-107	LIFE INSURANCE	-	-	0	1	-	-	#DIV/0!
610-51109-108	DENTAL INSURANCE	-	-	10	10	-	-	#DIV/0!
610-51109-109	DISABILITY INSURANCE	-	-	1	1	-	-	#DIV/0!
<i>Tampa Way</i>								
610-51111-101	FULL-TIME WAGES	-	-	259	259	-	-	#DIV/0!
610-51111-103	SOCIAL SECURITY	-	-	19	28	-	-	#DIV/0!
610-51111-104	RETIREMENT	-	-	17	25	-	-	#DIV/0!
610-51111-105	HEALTH INSURANCE	-	-	65	65	-	-	#DIV/0!
610-51111-108	DENTAL INSURANCE	-	-	8	9	-	-	#DIV/0!
610-51111-110	OVERTIME	-	-	-	100	-	-	#DIV/0!
<i>Franklin Street</i>								
610-51220-101	FULL-TIME WAGES	-	-	82	92	-	-	#DIV/0!
610-51220-103	SOCIAL SECURITY	-	-	6	7	-	-	#DIV/0!
610-51220-104	RETIREMENT	-	-	6	6	-	-	#DIV/0!
610-51220-105	HEALTH INSURANCE	-	-	25	25	-	-	#DIV/0!
610-51220-108	DENTAL INSURANCE	-	-	3	4	-	-	#DIV/0!
<i>Jefferson Street</i>								
610-51221-101	FULL-TIME WAGES	-	-	246	246	-	-	#DIV/0!
610-51221-103	SOCIAL SECURITY	-	-	19	19	-	-	#DIV/0!
610-51221-104	RETIREMENT	-	-	17	17	-	-	#DIV/0!
610-51221-105	HEALTH INSURANCE	-	-	5	5	-	-	#DIV/0!
610-51221-108	DENTAL INSURANCE	-	-	1	1	-	-	#DIV/0!
<i>Buchanan Street - OO to Main</i>								
610-51222-101	FULL-TIME WAGES	-	-	213	213	938	938	#DIV/0!
610-51222-103	SOCIAL SECURITY	-	-	16	17	72	72	#DIV/0!
610-51222-104	RETIREMENT	-	-	14	15	64	64	#DIV/0!
610-51222-105	HEALTH INSURANCE	-	-	44	45	282	282	#DIV/0!
610-51222-107	LIFE INSURANCE	-	-	-	-	1	1	#DIV/0!
610-51222-108	DENTAL INSURANCE	-	-	6	6	18	18	#DIV/0!
610-51222-109	DISABILITY INSURANCE	-	-	-	-	3	3	#DIV/0!
Total Sewer Capital Expenses		-	91,496	86,682	123,705	1,378	(90,118)	-98.49%

Sewer Manhole found that needed to be reconstructed - not anticipated

2021 PROPOSED VILLAGE OF LITTLE CHUTE BUDGET

								(INCREASE) DECREASE 2020	% CHANGE 2020
		ACTUAL 2018	ACTUAL 2019	BUDGET 2020	AMENDED BUDGET 2020	YTD 2020	ESTIMATED 2020	BUDGET 2021	BUDGET
Sewer Financing									
610-53610-403	DEPRECIATION	209,224	216,292	210,000	210,000	178,100	218,000	220,000	10,000 4.76%
610-53610-409	PAYMENT IN LIEU OF TAX	7,765	7,757	12,000	12,000	6,880	8,000	8,000	(4,000) -33.33%
610-53610-427	INTEREST ON LONG TERM DEBT	16,225	9,577	9,105	9,105	6,770	7,176	7,097	(2,008) -22.05%
610-53610-428	DEBT DISCOUNT AMORTIZATION	833	5,202	748	748	749	749	97	(651) -87.03%
Total Sewer Financing		234,047	238,828	231,853	231,853	192,499	233,925	235,194	3,341 1.44%
Sewer Treatment									
610-53611-204	CONTRACTUAL SERVICES	1,596	1,470	1,600	1,600	846	1,600	1,600	- 0.00%
610-53611-225	HOV METRO DISPOSAL FEES	1,708,475	1,863,923	1,700,000	1,700,000	1,223,399	1,835,097	2,380,000	680,000 40.00% HOVMSD Laser Meter install vs old ultrasonic
Total Sewer Treatment		1,710,071	1,865,393	1,701,600	1,701,600	1,224,245	1,836,697	2,381,600	680,000 39.96%
Sewer Collection									
610-53612-101	FULL-TIME WAGES	79,882	88,395	71,174	71,174	49,517	71,174	66,377	(4,797) -6.74%
610-53612-102	PART-TIME WAGES	1,841	100	4,500	4,500	-	-	4,530	30 0.67%
610-53612-103	SOCIAL SECURITY	6,069	5,506	5,777	5,777	3,606	5,499	5,444	(333) -5.76%
610-53612-104	RETIREMENT	5,380	4,871	4,794	4,794	3,263	4,852	4,497	(297) -6.20%
610-53612-105	HEALTH INSURANCE	22,895	19,049	19,339	19,339	14,624	19,339	18,237	(1,102) -5.70%
610-53612-107	LIFE INSURANCE	63	52	49	49	44	49	45	(4) -8.16%
610-53612-108	DENTAL INSURANCE	1,584	1,315	1,247	1,247	744	1,247	1,137	(110) -8.82%
610-53612-109	DISABILITY INSURANCE	218	195	193	193	159	193	184	(9) -4.66%
610-53612-110	OVERTIME	1,058	33	200	200	288	700	400	200 100.00%
610-53612-204	CONTRACTUAL SERVICES	2,870	1,365	10,000	10,000	630	10,000	15,000	5,000 50.00% TDS Fiber Project additional utility locates
610-53612-209	TELEPHONE LOCATES	5,190	4,836	5,500	5,500	3,880	5,500	11,000	5,500 100.00% TDS Fiber Project additional utility locates
610-53612-210	EQUIPMENT RENTAL	-	-	250	250	-	250	250	- 0.00%
610-53612-211	RAILROAD EASEMENT	180	180	180	180	380	380	380	200 111.11% Corrected charges from storm to sanitary
610-53612-212	CLOTHING ALLOWANCE	-	-	-	-	154	154	160	160 #DIV/0!
610-53612-213	SAFETY EQUIPMENT	16	295	500	500	-	500	500	- 0.00%
610-53612-216	CONSTRUCTION MATERIALS	1,000	-	2,000	2,000	-	2,000	2,000	- 0.00%
610-53612-218	OPERATIONAL SUPPLIES	185	348	200	200	189	200	200	- 0.00%
610-53612-221	SMALL EQUIPMENT	15	-	17,000	17,000	-	17,000	5,000	(12,000) -70.59%
610-53612-227	PUBLIC INFORMATION	-	128	130	130	36	130	130	- 0.00%
610-53612-247	VEHICLE	5,424	8,199	7,500	7,500	3,563	7,500	7,500	- 0.00%
610-53612-249	UTILITIES	625	388	-	-	-	-	-	- #DIV/0!
610-53612-251	MAINTENANCE OF MAINS	190	7,480	3,000	3,000	-	3,000	3,000	- 0.00%
610-53612-253	MAINTENANCE OF METERS	8,846	7,562	12,500	12,500	5,810	12,500	12,500	- 0.00%
610-53612-256	MAINTENANCE-I & I	-	18,370	9,000	9,000	30,358	65,000	15,000	6,000 66.67% More assets dedicated to Inflow & Infiltration
610-53612-301	CAMERA	-	-	-	-	-	-	40,000	40,000 #DIV/0! Skid Mount Sewer Camera \$40,000
Total Sewer Collection		143,532	168,664	175,033	175,033	117,245	227,167	213,471	38,438 21.96%

2021 PROPOSED VILLAGE OF LITTLE CHUTE BUDGET

				AMENDED			(INCREASE)	% CHANGE		
	ACTUAL 2018	ACTUAL 2019	BUDGET 2020	BUDGET 2020	YTD 2020	ESTIMATED 2020	BUDGET 2021	DECREASE 2020	2020	
								BUDGET	BUDGET	
Sewer Customer A/R										
610-53613-101	FULL-TIME WAGES	17,346	24,621	23,187	23,187	16,268	23,187	25,111	1,924	8.30%
610-53613-102	PART-TIME WAGES	7,088	6,226	7,379	7,379	2,942	3,000	3,658	(3,721)	-50.43%
610-53613-103	SOCIAL SECURITY	1,869	1,953	2,109	2,109	1,341	2,065	2,263	154	7.30%
610-53613-104	RETIREMENT	1,628	1,748	1,861	1,861	1,305	1,822	1,996	135	7.25%
610-53613-105	HEALTH INSURANCE	5,819	8,665	9,800	9,800	7,502	9,800	10,590	790	8.06%
610-53613-107	LIFE INSURANCE	18	23	31	31	24	31	33	2	6.45%
610-53613-108	DENTAL INSURANCE	442	584	799	799	566	799	800	1	0.13%
610-53613-109	DISABILITY INSURANCE	47	59	78	78	57	78	79	1	1.28%
610-53613-110	OVERTIME	1,146	1,117	1,200	1,200	128	800	800	(400)	-33.33%
610-53613-204	BILLING SERVICES	62,126	64,916	66,000	66,000	23,441	36,000	90,000	24,000	36.36% COVID - meter replacement suspended, catch up in 2021
610-53613-206	OFFICE SUPPLIES	-	-	200	200	-	-	-	(200)	-100.00%
610-53613-226	POSTAGE	3,125	3,126	3,500	3,500	2,791	3,800	3,800	300	8.57% Found postage was not allocated on final bills to all utilities
610-53613-228	SERVICE FEE/FINANCE CHARGE UT	3,440	2,506	3,000	3,000	1,694	3,000	3,000	-	0.00%
Total Sewer Customer A/R		104,095	115,544	119,144	119,144	58,058	84,382	142,130	22,986	19.29%
Sewer Admin and General										
610-53614-101	FULL-TIME WAGES	34,974	47,689	36,607	36,607	26,668	36,607	37,870	1,263	3.45%
610-53614-102	PART-TIME WAGES	30	75	100	100	-	-	-	(100)	-100.00%
610-53614-103	SOCIAL SECURITY	2,595	3,326	2,793	2,793	2,010	2,801	2,895	102	3.65%
610-53614-104	RETIREMENT	5,588	10,575	6,464	6,464	1,795	10,471	10,555	4,091	63.29% Pension liability recorded for proprietary funds
610-53614-105	HEALTH INSURANCE	7,784	8,520	8,030	8,030	6,279	8,030	8,189	159	1.98%
610-53614-107	LIFE INSURANCE	23	26	21	21	17	21	22	1	4.76%
610-53614-108	DENTAL INSURANCE	356	576	532	532	379	532	546	14	2.63%
610-53614-109	DISABILITY INSURANCE	94	114	100	100	80	100	103	3	3.00%
610-53614-201	TRAINING & CONFE	-	295	500	500	-	200	500	-	0.00%
610-53614-202	OTHER REIMBURSEMENT	-	-	160	160	-	160	60	(100)	-62.50%
610-53614-203	TELEPHONE	-	3,942	3,800	3,800	2,285	3,800	3,800	-	0.00%
610-53614-204	CONTRACTUAL SERVICES	-	4,048	17,290	17,290	3,633	17,290	32,615	15,325	88.64% GIS Allocation, Rate Study
610-53614-205	EQUIPMENT REPAIR	-	-	1,970	1,970	-	1,970	1,040	(930)	-47.21%
610-53614-206	OFFICE SUPPLIES	1,702	2,568	2,080	2,080	1,418	2,200	2,200	120	5.77%
610-53614-207	PRINTING & REPRODUCTION	-	3,570	3,900	3,900	2,481	3,900	3,900	-	0.00%
610-53614-208	BOOKS,SUBSCRIPTIONS	1,944	5,215	4,700	4,700	3,292	4,700	4,700	-	0.00% GIS Allocation
610-53614-213	SAFETY EQUIP/PROGRAM	-	1,489	1,000	1,000	579	1,000	1,000	-	0.00%
610-53614-218	OPERATIONAL SUPPLIES	-	1,744	560	560	134	560	560	-	0.00%
610-53614-221	SMALL EQUIPMENT	-	-	390	390	-	390	280	(110)	-28.21%
610-53614-226	POSTAGE	36	2,304	1,700	1,700	46	1,700	100	(1,600)	-94.12% Moved to Customer Service
610-53614-227	PUBLIC INFORMATION	137	-	-	-	-	-	100	100	#DIV/0!
610-53614-229	INVESTMENT SERVICES	2,914	2,518	2,950	2,950	1,841	2,950	2,950	-	0.00%
610-53614-230	WORKERS COMPENSATION	4,471	4,042	4,612	4,612	4,257	4,257	3,895	(717)	-15.55% decreased payroll base, rates and Village had increase in experience modifier
610-53614-231	PROPERTY & LIABILITY INSURANCE	9,895	9,984	10,000	10,000	3,512	3,512	3,038	(6,962)	-69.62% 15%+ market increases in property insurance - League holding to 10%
610-53614-239	RENT	6,600	6,600	9,086	9,086	6,815	9,086	9,086	-	0.00%
610-53614-240	COMPUTER MAINTENANCE	-	50	500	500	-	500	500	-	0.00%
610-53614-242	CUSTODIAL BLDG REPAIR/MAINT	-	453	700	700	1,247	1,300	700	-	0.00%
610-53614-243	CUSTODIAL-CONTRACTUAL	-	6,391	8,580	8,580	3,967	7,000	8,280	(300)	-3.50%
610-53614-244	CUSTODIAL-OPERATIONAL SUPPLIES	-	237	930	930	583	930	940	10	1.08%
610-53614-245	CUSTODIAL-EQUIP REPAIR/MAINT	-	438	1,200	1,200	117	1,000	1,200	-	0.00%
610-53614-249	BUILDING UTILITIES	-	12,558	15,150	15,150	8,409	13,500	14,720	(430)	-2.84%
610-53614-262	LEGAL/AUDIT	4,356	22,616	7,000	7,000	16,026	20,000	18,000	11,000	157.14% Landfill billing disputes
610-53614-306	BUILDING & GROUNDS	-	233	-	-	-	-	-	-	#DIV/0!
610-53614-350	UNCOLLECTIBLE ACCOUNTS EXPENSE	-	5,640	-	-	-	-	-	-	#DIV/0!
Total Sewer Admin and General		83,499	167,834	153,405	153,405	97,871	160,467	174,344	20,939	13.65%
Total Sewer Capital and Operating Expenses		2,275,244	2,556,263	2,472,531	2,494,731	1,776,599	2,666,343	3,148,117	675,586	27.32%
SEWER NET REVENUES/SOURCES (EXPENSES/USES)		732,918	1,495,794	378,504	356,304	131,638	330,598	(58,581)	(437,085)	-115.48%

CATEGORY
DEPARTMENT
ACCOUNT ORGANIZATION

Utility
Water
620

MISSION: Provide the Village of Little Chute safe and reliable water.

PERFORMANCE MEASUREMENTS

	<u>2018</u>	<u>2019</u>	<u>2020</u>	<u>Target</u> <u>2021</u>
Complete CIP Projects				
100% DNR/EPA Sampling Requirements				
100% DNR/EPA Reporting Requirements				
Complete All Preventive Maintenance Schedules				

2021 GOALS

Completed scheduled tasks on time

Complete 2021 and 2020 meter change out backlogs due to Covid

100% Compliance on all DNR/EPA Reporting and Sampling Requirements

SIGNIFICANT PROGRAM/COST CHANGES

New salt saving resin installed Well # 4

PERSONNEL CHANGES/JUSTIFICATION

Add (1) employee during 2021, estimated start date of June

2020 ACHIEVEMENTS

Increased salt use efficiency by changing out Well # 4 resin.

Completed/Scheduled all CIP Projects

CAPITAL OUTLAY

**VILLAGE OF LITTLE CHUTE
WATER UTILITY**

	<u>ACTUAL 2018</u>	<u>ACTUAL 2019</u>	<u>BUDGET 2020</u>	<u>AMENDED BUDGET 2020</u>	<u>YEAR TO DATE 2020</u>	<u>ESTIMATED 2020</u>	<u>BUDGET 2021</u>
OPERATING REVENUES							
Charges for Services	2,184,162	2,164,321	2,246,000	2,246,000	1,486,357	2,118,600	2,179,600
Other	60,723	64,566	63,060	63,060	46,954	63,080	70,500
Total Operating Revenue	<u>2,244,885</u>	<u>2,228,887</u>	<u>2,309,060</u>	<u>2,309,060</u>	<u>1,533,312</u>	<u>2,181,680</u>	<u>2,250,100</u>
OPERATING EXPENSES							
Operation and Maintenance	1,116,605	1,194,590	1,460,470	1,490,470	846,442	1,313,453	1,441,185
Depreciation	449,218	461,516	457,000	457,000	318,600	465,000	472,000
Total Operating Expenses	<u>1,565,823</u>	<u>1,656,106</u>	<u>1,917,470</u>	<u>1,947,470</u>	<u>1,165,042</u>	<u>1,778,453</u>	<u>1,913,185</u>
OPERATING INCOME	<u>679,062</u>	<u>572,781</u>	<u>391,590</u>	<u>361,590</u>	<u>368,270</u>	<u>403,227</u>	<u>336,915</u>
NON-OPERATING REVENUE (EXPENSES)							
Investment Income	6,294	16,363	15,000	15,000	22,667	22,700	13,000
Interest Expense	(64,493)	(69,115)	(79,365)	(79,365)	(55,825)	(73,064)	(60,128)
Other	5,354	36,197	1,136	1,136	11,066	12,009	13,385
Total Non-Operating Revenue (Expenses)	<u>(52,846)</u>	<u>(16,555)</u>	<u>(63,229)</u>	<u>(63,229)</u>	<u>(22,092)</u>	<u>(38,355)</u>	<u>(33,743)</u>
INCOME BEFORE CAPITAL CONTRIBUTIONS AND TRANSFERS	<u>626,216</u>	<u>556,226</u>	<u>328,361</u>	<u>298,361</u>	<u>346,178</u>	<u>364,872</u>	<u>303,172</u>
CAPITAL CONTRIBUTIONS	<u>100,721</u>	<u>572,005</u>	<u>-</u>	<u>-</u>	<u>-</u>	<u>208,172</u>	<u>396,000</u>
TRANSFERS IN (OUT)	<u>(208,235)</u>	<u>(208,243)</u>	<u>(209,000)</u>	<u>(209,000)</u>	<u>(155,120)</u>	<u>(209,000)</u>	<u>(209,000)</u>
CHANGE IN NET POSITION	<u>518,702</u>	<u>919,988</u>	<u>119,361</u>	<u>89,361</u>	<u>191,058</u>	<u>364,044</u>	<u>490,172</u>
NET POSITION - BEGINNING OF YEAR AS RESTATED	<u>11,518,698</u>	<u>12,037,400</u>	<u>12,957,388</u>	<u>12,957,388</u>	<u>12,957,388</u>	<u>12,957,388</u>	<u>13,321,432</u>
NET POSITION - END OF YEAR	<u>12,037,400</u>	<u>12,957,388</u>	<u>13,076,749</u>	<u>13,046,749</u>	<u>13,148,446</u>	<u>13,321,432</u>	<u>13,811,604</u>
RECONCILIATION OF CHANGE IN NET POSITION TO NET CASH FROM OPERATING ACTIVITIES							
Operating Income	518,702	919,988	119,361	89,361	191,058	364,044	490,172
Noncash Items in Operating Income:							
Depreciation	449,218	461,516	457,000	457,000	318,600	465,000	472,000
Amortization	(1,164)	(14,006)	3,235	3,235	(15,212)	(15,213)	(601)
Capital Contributions	(100,721)	(572,005)	-	-	-	(208,172)	(396,000)
Long Term Debt	-	375,000	560,000	560,000	560,000	560,000	-
Fixed Assets	(490,516)	(381,942)	(1,769,240)	(1,205,051)	(466,621)	(1,217,328)	(170,878)
Principal Repayment	(576,015)	(419,531)	(490,095)	(490,095)	(490,095)	(490,095)	(389,548)
NET CHANGE	<u>(200,496)</u>	<u>369,020</u>	<u>(1,119,739)</u>	<u>(585,550)</u>	<u>97,730</u>	<u>(541,764)</u>	<u>5,145</u>

**VILLAGE OF LITTLE CHUTE
WATER UTILITY**

KEY RATIOS

Debt Coverage Ratio	1.77	2.15	1.52	1.46	1.30	1.58	1.83
<1 Insufficient							
1.00 - 1.25 Adequate							
1.26-1.50 Good							
>1.50 Strong							
Days Cash on Hand	161	174	114	112	197	127	101
<30 Days Insufficient							
30 to 60 Days Adequate							
60 to 120 Days Good							
>120 Days Strong							
Debt to Plant	22%	21%	24%	24%	24%	24%	21%
<40 Low							
40% to 60% Moderate							
60% to 80% Moderately High							
>80% High							
System Profit	43%	62%	25%	24%	33%	38%	43%
Return on Rate Base	5.87%	4.80%	4.11%	3.79%	3.86%	4.23%	3.53%

WATER UTILITY
DEBT SCHEDULE

2012A Issue				2014A Issue			2017B Issue		
Water				Water			Water		
Year	Principal	Interest	Total	Principal	Interest	Total	Principal	Interest	Total
2020	119,527.00	3,695.28	123,222.28	40,000.00	4,260.00	44,260.00	1,505.50	379.26	1,884.76
2021	78,007.00	2,260.95	80,267.95	40,000.00	3,460.00	43,460.00	1,526.12	334.10	1,860.22
2022	80,524.00	1,207.85	81,731.85	45,000.00	2,587.50	47,587.50	1,443.63	288.32	1,731.95
2023				45,000.00	1,608.75	46,608.75	1,464.25	245.00	1,709.25
2024				45,000.00	551.25	45,551.25	1,546.74	201.08	1,747.82
2025							1,691.11	154.68	1,845.79
2026							1,711.73	103.94	1,815.67
2027							1,752.96	52.58	1,805.54
	278,058.00	7,164.08	285,222.08	215,000.00	12,467.50	227,467.50	12,642.04	1,758.96	14,401.00
2016 Water Revenue				2017 Safe Drinking Bonds			2019A Issue		
Water				Water			Water		
Year	Principal	Interest	Total	Principal	Interest	Total	Principal	Interest	Total
2020	195,000.00	9,875.00	204,875.00	54,062.62	19,470.68	73,533.30	35,000.00	10,663.54	45,663.54
2021	75,000.00	7,362.50	82,362.50	55,014.12	18,510.80	73,524.92	35,000.00	9,912.50	44,912.50
2022	75,000.00	6,237.50	81,237.50	55,982.37	17,534.04	73,516.41	35,000.00	8,950.00	43,950.00
2023	75,000.00	5,037.50	80,037.50	56,967.66	16,540.07	73,507.73	35,000.00	7,900.00	42,900.00
2024	80,000.00	3,720.00	83,720.00	57,970.29	15,528.62	73,498.91	35,000.00	6,850.00	41,850.00
2025	80,000.00	2,280.00	82,280.00	58,990.57	14,499.38	73,489.95	40,000.00	5,800.00	45,800.00
2026	80,000.00	760.00	80,760.00	60,028.80	13,451.99	73,480.79	40,000.00	4,600.00	44,600.00
2027				61,085.31	12,386.19	73,471.50	40,000.00	3,400.00	43,400.00
2028				62,160.41	11,301.63	73,462.04	40,000.00	2,200.00	42,200.00
2029				63,254.43	10,197.98	73,452.41	40,000.00	1,000.00	41,000.00
2030				64,367.71	9,074.91	73,442.62			
2031				65,500.58	7,932.06	73,432.64			
2032				66,653.39	6,769.11	73,422.50			
2033				67,826.49	5,585.69	73,412.18			
2034				69,020.23	4,381.43	73,401.66			
2035				70,234.99	3,155.99	73,390.98			
2036				71,471.13	1,908.98	73,380.11			
2037				72,729.02	640.01	73,369.03			
	660,000.00	35,272.50	695,272.50	1,133,320.12	188,869.56	1,322,189.68	375,000.00	61,276.04	436,276.04
2019 Refunding				2020 Issue			TOTAL DEBT		
Water				Water			Water		
Year	Principal	Interest	Total	Principal	Interest	Total	Principal	Interest	Total
2020	45,000.00	6,330.00	51,330.00				490,095.12	54,673.76	544,768.88
2021	50,000.00	9,450.00	59,450.00	55,000.00	8,235.42	63,235.42	389,547.24	59,526.27	449,073.51
2022	50,000.00	7,950.00	57,950.00	50,000.00	7,750.00	57,750.00	392,950.00	52,505.21	445,455.21
2023	50,000.00	6,450.00	56,450.00	55,000.00	6,750.00	61,750.00	318,431.91	44,531.32	362,963.23
2024	55,000.00	4,950.00	59,950.00	55,000.00	5,650.00	60,650.00	329,517.03	37,450.95	366,967.98
2025	55,000.00	3,300.00	58,300.00	55,000.00	4,550.00	59,550.00	290,681.68	30,584.06	321,265.74
2026	55,000.00	1,650.00	56,650.00	55,000.00	3,450.00	58,450.00	291,740.53	24,015.93	315,756.46
2027				55,000.00	2,350.00	57,350.00	157,838.27	18,188.77	176,027.04
2028				60,000.00	1,800.00	61,800.00	162,160.41	15,301.63	177,462.04
2029				60,000.00	1,200.00	61,200.00	163,254.43	12,397.98	175,652.41
2030				60,000.00	600.00	60,600.00	124,367.71	9,674.91	134,042.62
2031							65,500.58	7,932.06	73,432.64
2032							66,653.39	6,769.11	73,422.50
2033							67,826.49	5,585.69	73,412.18
2034							69,020.23	4,381.43	73,401.66
2035							70,234.99	3,155.99	73,390.98
2036							71,471.13	1,908.98	73,380.11
2037							72,729.02	640.01	73,369.03
	360,000.00	40,080.00	400,080.00	560,000.00	42,335.42	602,335.42	3,594,020.16	389,224.06	3,983,244.22

2021 PROPOSED VILLAGE OF LITTLE CHUTE BUDGET

								(INCREASE) DECREASE 2020	% CHANGE 2020	
		ACTUAL 2018	ACTUAL 2019	BUDGET 2020	AMENDED BUDGET 2020	YTD 2020	ESTIMATED 2020	BUDGET 2021	BUDGET	BUDGET
WATER UTILITY										
Water Utility Revenues and Sources of Funds										
620-32280	WELL PERMIT	-	700	1,000	1,000	600	600	600	(400)	-40.00%
620-33290	OTHER STATE AID	-	-	-	-	5	6	-	-	#DIV/0! Cares Act
620-34449	RESIDENTIAL-MULTI FAMILY	92,103	108,490	109,000	109,000	81,863	120,000	125,000	16,000	14.68%
620-34450	METERED SALES - RESIDENTIAL	916,384	893,867	927,000	927,000	658,824	950,000	976,000	49,000	5.29%
620-34451	METERED SALES - COMMERCIAL	157,530	157,515	165,000	165,000	97,561	140,000	144,000	(21,000)	-12.73%
620-34452	METERED SALES - INDUSTRIAL	484,306	469,058	500,000	500,000	270,048	400,000	410,000	(90,000)	-18.00%
620-34462	PRIVATE FIRE PROTECTION	53,970	55,280	56,000	56,000	38,118	56,000	57,000	1,000	1.79%
620-34463	PUBLIC FIRE PROTECTION	421,522	422,392	423,000	423,000	308,941	410,000	412,000	(11,000)	-2.60%
620-34464	METERED SALES - PUBLIC AUTH.	47,422	47,282	54,000	54,000	28,630	38,000	45,000	(9,000)	-16.67%
620-34470	FORFEITED DISCOUNTS(PENALTIES)	10,926	9,736	11,000	11,000	1,773	4,000	10,000	(1,000)	-9.09% COVID - penalty moratorium
620-34471	MISCELLANEOUS CHARGES	850	750	900	900	425	800	800	(100)	-11.11%
620-34472	TOWER LEASE	50,504	54,581	53,000	53,000	40,039	53,000	53,000	-	0.00%
620-34473	RECONNECTION FEE	160	80	160	160	280	280	200	40	25.00%
620-34475	OTHER OPERATING REVENUE	9,209	9,156	9,000	9,000	6,210	9,000	16,500	7,500	83.33% New Per/Lin Ft Boring Permit (25K), Bore Pit 5K - TDS Metrocom (also in GF/Other Utilities)
620-34521	MISC NON OPERATING INC-UTILIT	-	24,422	-	-	-	-	-	-	#DIV/0!
620-36101	INTEREST ON INVESTMENTS	5,130	10,894	10,000	10,000	11,181	11,200	10,000	-	0.00%
620-37901	INTEREST ON SPECIAL ASSMT	5,065	-	636	636	53	600	400	(236)	-37.11%
620-37902	SPECIAL CHARGES - INTEREST	288	603	500	500	4	400	400	(100)	-20.00%
620-38621	DAMAGE TO VILLAGE PROPERTY	-	6,975	-	-	440	440	-	-	#DIV/0!
620-39500	GAIN/LOSS ON INVESTMENTS	1,164	5,469	5,000	5,000	11,487	11,500	3,000	(2,000)	-40.00% Market, lower cash balances
620-39519	INTEREST & DIV INCOME-UTILITY	-	20	-	-	(20)	-	-	-	#DIV/0!
620-39520	PREMIUM AMORTIZATION	-	4,197	-	-	10,569	10,569	12,585	12,585	#DIV/0!
620-39600	CAPITAL CONTRIBUTIONS	100,721	572,005	-	-	-	208,172	396,000	396,000	#DIV/0! Hickory 2020, Kimberly share of Utility Vehicle 2021, Trail View South 2021, Hartzhien 2021
Total Water Utility Revenues and Sources of Funds		2,357,254	2,853,472	2,325,196	2,325,196	1,567,030	2,424,567	2,672,485	347,289	14.94%

2021 PROPOSED VILLAGE OF LITTLE CHUTE BUDGET

		AMENDED					(INCREASE)	% CHANGE
ACTUAL 2018	ACTUAL 2019	BUDGET 2020	BUDGET 2020	YTD 2020	ESTIMATED 2020	BUDGET 2021	DECREASE 2020	2020
BUDGET								
Water Capital Projects								
Homewood Court								
620-51016-101	FULL-TIME WAGES	-	7,547	7,312	7,547	-	(7,547)	-100.00%
620-51016-103	SOCIAL SECURITY	-	577	607	673	-	(577)	-100.00%
620-51016-104	RETIREMENT	-	509	547	594	-	(509)	-100.00%
620-51016-105	HEALTH INSURANCE	-	2,066	2,188	2,300	-	(2,066)	-100.00%
620-51016-107	LIFE INSURANCE	-	5	6	7	-	(5)	-100.00%
620-51016-108	DENTAL INSURANCE	-	136	142	145	-	(136)	-100.00%
620-51016-109	DISABILITY INSURANCE	-	21	21	23	-	(21)	-100.00%
620-51016-110	OVERTIME	-	-	796	1,250	-	-	#DIV/0!
620-51016-263	CONSTRUCTION	-	301,000	183,949	301,000	-	(301,000)	-100.00%
Carol Lynn								
620-51019-101	FULL-TIME WAGES	-	7,547	7,837	9,000	-	(7,547)	-100.00%
620-51019-103	SOCIAL SECURITY	-	577	645	762	-	(577)	-100.00%
620-51019-104	RETIREMENT	-	509	582	672	-	(509)	-100.00%
620-51019-105	HEALTH INSURANCE	-	2,067	2,346	2,481	-	(2,067)	-100.00%
620-51019-107	LIFE INSURANCE	-	5	8	9	-	(5)	-100.00%
620-51019-108	DENTAL INSURANCE	-	136	102	164	-	(136)	-100.00%
620-51019-109	DISABILITY INSURANCE	-	21	29	31	-	(21)	-100.00%
620-51019-110	OVERTIME	-	-	788	950	-	-	#DIV/0!
620-51019-263	CONSTRUCTION	-	313,000	221,695	313,000	-	(313,000)	-100.00%
Miami Circle								
620-51109-101	FULL-TIME WAGES	-	-	220	221	-	-	#DIV/0!
620-51109-103	SOCIAL SECURITY	-	-	20	21	-	-	#DIV/0!
620-51109-104	RETIREMENT	-	-	18	19	-	-	#DIV/0!
620-51109-105	HEALTH INSURANCE	-	-	32	33	-	-	#DIV/0!
620-51109-107	LIFE INSURANCE	-	-	0	1	-	-	#DIV/0!
620-51109-108	DENTAL INSURANCE	-	-	3	4	-	-	#DIV/0!
620-51109-109	DISABILITY INSURANCE	-	-	0	1	-	-	#DIV/0!
620-51109-110	OVERTIME	-	-	50	50	-	-	#DIV/0!
Tampa Way								
620-51111-101	FULL-TIME WAGES	-	-	192	192	-	-	#DIV/0!
620-51111-103	SOCIAL SECURITY	-	-	14	15	-	-	#DIV/0!
620-51111-104	RETIREMENT	-	-	13	13	-	-	#DIV/0!
620-51111-105	HEALTH INSURANCE	-	-	44	45	-	-	#DIV/0!
620-51111-108	DENTAL INSURANCE	-	-	6	6	-	-	#DIV/0!
Roosevelt								
620-51113-101	FULL-TIME WAGES	-	-	70	71	-	-	#DIV/0!
620-51113-103	SOCIAL SECURITY	-	-	5	6	-	-	#DIV/0!
620-51113-104	RETIREMENT	-	-	5	5	-	-	#DIV/0!
620-51113-105	HEALTH INSURANCE	-	-	19	20	-	-	#DIV/0!
620-51113-108	DENTAL INSURANCE	-	-	2	3	-	-	#DIV/0!
Bittersweet								
620-51114-101	FULL-TIME WAGES	-	-	19	19	-	-	#DIV/0!
620-51114-103	SOCIAL SECURITY	-	-	1	2	-	-	#DIV/0!
620-51114-104	RETIREMENT	-	-	1	2	-	-	#DIV/0!
620-51114-105	HEALTH INSURANCE	-	-	5	5	-	-	#DIV/0!
620-51114-108	DENTAL INSURANCE	-	-	1	1	-	-	#DIV/0!
Moasis								
620-51115-101	FULL-TIME WAGES	-	26,759	24,752	26,759	-	(26,759)	-100.00%
620-51115-103	SOCIAL SECURITY	-	2,047	2,095	2,353	-	(2,047)	-100.00%
620-51115-104	RETIREMENT	-	1,806	1,916	2,076	-	(1,806)	-100.00%
620-51115-105	HEALTH INSURANCE	-	7,329	7,399	7,450	-	(7,329)	-100.00%
620-51115-107	LIFE INSURANCE	-	19	19	19	-	(19)	-100.00%
620-51115-108	DENTAL INSURANCE	-	481	492	500	-	(481)	-100.00%
620-51115-109	DISABILITY INSURANCE	-	76	71	76	-	(76)	-100.00%
620-51115-110	OVERTIME	-	-	3,631	4,000	-	-	#DIV/0!
620-51115-204	CONTRACTUAL SERVICES	-	-	10,600	11,000	-	-	#DIV/0!
620-51115-263	CONSTRUCTION	-	1,095,000	530,811	519,811	-	(1,095,000)	-100.00%
Bohm								
620-51208-101	FULL-TIME WAGES	-	-	226	339	-	-	#DIV/0!
620-51208-103	SOCIAL SECURITY	-	-	18	30	-	-	#DIV/0!
620-51208-104	RETIREMENT	-	-	17	26	-	-	#DIV/0!
620-51208-105	HEALTH INSURANCE	-	-	71	107	-	-	#DIV/0!
620-51208-107	LIFE INSURANCE	-	-	0	2	-	-	#DIV/0!
620-51208-108	DENTAL INSURANCE	-	-	2	5	-	-	#DIV/0!
620-51208-109	DISABILITY INSURANCE	-	-	1	2	-	-	#DIV/0!
620-51208-110	OVERTIME	-	-	28	43	-	-	#DIV/0!
620-51208-263	CONSTRUCTION	-	-	(15,928)	500	-	-	#DIV/0!
Final payment of contract including work performed in 2019 accrue								

Final payment of contract including work performed in 2019 accrued

2021 PROPOSED VILLAGE OF LITTLE CHUTE BUDGET

								(INCREASE)	% CHANGE	
								DECREASE 2020	2020	
		ACTUAL 2018	ACTUAL 2019	BUDGET 2020	AMENDED BUDGET 2020	YTD 2020	ESTIMATED 2020	BUDGET 2021	BUDGET	BUDGET
Franklin Street										
620-51220-101	FULL-TIME WAGES	-	-	-	-	115	115	-	-	#DIV/0!
620-51220-103	SOCIAL SECURITY	-	-	-	-	12	13	-	-	#DIV/0!
620-51220-104	RETIREMENT	-	-	-	-	11	12	-	-	#DIV/0!
620-51220-105	HEALTH INSURANCE	-	-	-	-	49	50	-	-	#DIV/0!
620-51220-108	DENTAL INSURANCE	-	-	-	-	6	7	-	-	#DIV/0!
620-51220-110	OVERTIME	-	-	-	-	49	50	-	-	#DIV/0!
Jefferson Street										
620-51221-101	FULL-TIME WAGES	-	-	-	-	229	230	-	-	#DIV/0!
620-51221-103	SOCIAL SECURITY	-	-	-	-	19	20	-	-	#DIV/0!
620-51221-104	RETIREMENT	-	-	-	-	17	18	-	-	#DIV/0!
620-51221-105	HEALTH INSURANCE	-	-	-	-	5	5	-	-	#DIV/0!
620-51221-108	DENTAL INSURANCE	-	-	-	-	1	1	-	-	#DIV/0!
620-51221-110	OVERTIME	-	-	-	-	25	25	-	-	#DIV/0!
Buchanan Street OO to Main										
620-51222-101	FULL-TIME WAGES	-	-	-	-	229	230	938	938	#DIV/0!
620-51222-103	SOCIAL SECURITY	-	-	-	-	17	18	72	72	#DIV/0!
620-51222-104	RETIREMENT	-	-	-	-	15	16	64	64	#DIV/0!
620-51222-105	HEALTH INSURANCE	-	-	-	-	49	50	282	282	#DIV/0!
620-51222-107	LIFE INSURANCE	-	-	-	-	-	-	1	1	#DIV/0!
620-51222-108	DENTAL INSURANCE	-	-	-	-	6	7	18	18	#DIV/0!
620-51222-109	DISABILITY INSURANCE	-	-	-	-	-	-	3	3	#DIV/0!
Total Water Capital Projects		-	-	1,769,240	1,205,051	466,621	1,217,328	1,378	(1,767,862)	-99.92%

2021 PROPOSED VILLAGE OF LITTLE CHUTE BUDGET

								(INCREASE)	% CHANGE	
	ACTUAL 2018	ACTUAL 2019	BUDGET 2020	AMENDED BUDGET 2020	YTD 2020	ESTIMATED 2020	BUDGET 2021	DECREASE 2020	2020	
								BUDGET	BUDGET	
Water Financing Expense										
620-53600-403	DEPRECIATION	364,620	370,919	370,000	370,000	252,100	373,000	380,000	10,000	2.70% Addition of Moasis
620-53600-404	DEPRECIATION CONTRIBUTED	84,598	90,597	87,000	87,000	66,500	92,000	92,000	5,000	5.75%
620-53600-408	TAXES	2,230	2,165	2,300	2,300	-	2,300	2,300	-	0.00%
620-53600-409	PAYMENT IN LIEU OF TAX	208,235	208,243	209,000	209,000	155,120	209,000	209,000	-	0.00%
620-53600-425	PSC ANNUAL DEFERRED CREDIT	(31,400)	(31,400)	(31,400)	(31,400)	(23,400)	(31,400)	(31,400)	-	0.00%
620-53600-427	INTEREST ON LONG TERM DEBT	63,329	55,109	82,600	82,600	40,613	57,851	59,527	(23,073)	-27.93% Lower interest rate on 2020 issue than expected
620-53600-428	DEBT ISSUE COSTS/AMORTIZATION	1,164	14,006	915	915	15,212	15,213	601	(314)	-34.32% Debt issuance costs in 2020
620-53600-434	AMORTIZATION DEBT PREMIUM	-	-	(4,150)	(4,150)	-	-	-	4,150	-100.00% Reclassed to 620-39520
Total Water Financing Expense		692,776	709,638	716,265	716,265	506,145	717,964	712,028	(4,237)	-0.59%
Water Source Expense										
620-53604-116	MCO ALLOCATED	32,986	20,959	26,343	26,343	10,678	16,662	18,361	(7,982)	-30.30% Balancing all MCO allocated time
620-53604-221	SMALL EQUIPMENT	763	386	3,500	3,500	201	343	3,500	-	0.00%
620-53604-257	MAINTENANCE-WELLS	5,251	519	5,500	5,500	5,908	9,420	5,500	-	0.00%
620-53604-302	EQUIPMENT REPLACEMENT	-	-	75,000	105,000	-	105,000	-	(75,000)	-100.00% Well # 3 pull and inspection, Water Utility Truck Replacement
Total Water Source Expense		38,999	21,863	110,343	140,343	16,786	131,425	27,361	(82,982)	-75.20%
Pumping Expense										
620-53624-101	FULL-TIME WAGES	4,096	4,866	4,524	4,524	3,162	4,524	4,698	174	3.85% Balancing all MCO allocated time
620-53624-103	SOCIAL SECURITY	301	323	346	346	228	346	360	14	4.05%
620-53624-104	RETIREMENT	275	283	305	305	213	305	318	13	4.26%
620-53624-105	HEALTH INSURANCE	883	875	938	938	703	938	977	39	4.16%
620-53624-107	LIFE INSURANCE	2	2	3	3	2	3	3	-	0.00%
620-53624-108	DENTAL INSURANCE	58	59	60	60	42	60	60	-	0.00%
620-53624-109	DISABILITY INSURANCE	11	12	12	12	9	12	13	1	8.33%
620-53624-116	MCO ALLOCATED	62,830	41,924	68,891	68,891	25,528	39,926	44,844	(24,047)	-34.91%
620-53624-221	SMALL EQUIPMENT	15	-	2,000	2,000	-	-	2,000	-	0.00%
620-53624-249	POWER PURCHASED	138,902	140,611	136,000	136,000	109,265	139,156	145,000	9,000	6.62% Gallons pumped is up 12.2%
620-53624-255	MAINTENANCE OF PLANT	3,423	1,871	10,000	10,000	9,466	16,226	37,500	27,500	275.00% Well # 4 Driveway Repair (split with treatment) \$7,500, Replace pumping meters in
Total Pumping Expense		210,796	190,827	223,079	223,079	148,618	201,496	235,773	12,694	5.69% plants in exchange for Well #4 Backwash CIP that will not happen due to DNR

2021 PROPOSED VILLAGE OF LITTLE CHUTE BUDGET

				AMENDED				(INCREASE)	% CHANGE	
		ACTUAL 2018	ACTUAL 2019	BUDGET 2020	BUDGET 2020	YTD 2020	ESTIMATED 2020	BUDGET 2021	DECREASE 2020	2020
									BUDGET	BUDGET
sampling requirements (\$20K in pumping and treatment for this)										
Water Treatment Expense										
620-53634-101	FULL-TIME WAGES	4,096	4,866	4,524	4,524	3,162	4,524	4,698	174	3.85%
620-53634-103	SOCIAL SECURITY	301	323	346	346	228	346	360	14	4.05%
620-53634-104	RETIREMENT	275	283	305	305	213	306	318	13	4.26%
620-53634-105	HEALTH INSURANCE	883	875	938	938	703	938	977	39	4.16%
620-53634-107	LIFE INSURANCE	2	2	3	3	2	3	3	-	0.00%
620-53634-108	DENTAL INSURANCE	58	59	60	60	42	60	60	-	0.00%
620-53634-109	DISABILITY INSURANCE	11	12	12	12	9	12	13	1	8.33%
620-53634-116	MCO ALLOCATED	61,967	54,696	67,314	67,314	35,113	55,262	46,536	(20,778)	-30.87%
620-53634-204	PERMITS	1,306	-	-	-	-	-	-	-	#DIV/0!
620-53634-214	CHLORINE	11,292	11,917	10,600	10,600	8,837	12,989	13,000	2,400	22.64%
620-53634-218	RESIN	39,075	57,557	88,600	88,600	-	-	-	(88,600)	-100.00%
620-53634-220	SODIUM SILICATE	55,742	47,072	52,000	52,000	33,223	49,648	52,000	-	0.00%
620-53634-221	SMALL EQUIPMENT	-	1,240	2,500	2,500	373	640	2,500	-	0.00%
620-53634-224	SALT	165,815	185,089	202,917	202,917	129,372	190,362	200,000	(2,917)	-1.44%
620-53634-225	SANITARY DISCHARGE	13,666	13,507	16,500	16,500	11,622	16,715	27,500	11,000	66.67%
620-53634-255	MAINTENANCE OF PLANT	33,819	22,359	38,000	38,000	6,393	10,929	75,500	37,500	98.68%
620-53624-302	EQUIPMENT REPLACEMENT	-	-	-	-	-	-	55,500	55,500	#DIV/0!
Total Water Treatment Expense		388,308	399,858	484,619	484,619	229,293	342,734	478,965	(5,654)	-1.17%
Water Distribution Expense										
620-53644-101	FULL-TIME WAGES	43,585	48,833	46,390	46,390	21,551	32,000	25,171	(21,219)	-45.74%
620-53644-102	PART-TIME WAGES	1,773	-	4,500	4,500	1,592	700	4,530	30	0.67%
620-53644-103	SOCIAL SECURITY	3,392	3,079	3,890	3,890	1,693	2,509	2,301	(1,589)	-40.85%
620-53644-104	RETIREMENT	2,906	2,664	3,128	3,128	1,281	2,167	1,724	(1,404)	-44.88%
620-53644-105	HEALTH INSURANCE	10,772	9,128	12,607	12,607	5,933	8,825	6,838	(5,769)	-45.76%
620-53644-107	LIFE INSURANCE	39	25	32	32	18	23	17	(15)	-46.88%
620-53644-108	DENTAL INSURANCE	645	699	821	821	257	575	431	(390)	-47.50%
620-53644-109	DISABILITY INSURANCE	125	96	128	128	65	90	70	(58)	-45.31%
620-53644-110	OVERTIME	436	199	400	400	-	100	400	-	0.00%
620-53644-115	MCO CONTRACT	-	75	-	-	31,959	-	-	-	#DIV/0!
620-53644-116	MCO - TANKS	6,107	6,945	4,674	4,674	8,265	13,620	5,000	326	6.97%
620-53644-117	MCO - METERS	63,562	61,529	61,061	61,061	23,441	39,088	90,000	28,939	47.39%
620-53644-118	MCO - MAINS	43,214	62,929	49,711	49,711	77,074	111,856	90,000	40,289	81.05%
620-53644-119	MCO - SERVICES	10,972	19,179	12,139	12,139	18,985	21,040	15,000	2,861	23.57%
620-53644-120	MCO - HYDRANTS	19,247	39,393	26,282	26,282	33,514	47,591	23,313	(2,969)	-11.30%
620-53644-204	WATER TESTING	2,487	10,204	3,500	3,500	1,244	2,131	5,500	2,000	57.14%
620-53644-209	TELEPHONE LOCATES	11,003	11,031	10,000	10,000	8,974	12,238	24,000	14,000	140.00%
620-53644-212	CLOTHING ALLOWANCE	-	-	-	-	42	72	-	-	#DIV/0!
620-53644-213	SAFETY EQUIPMENT	444	249	1,000	1,000	267	456	1,000	-	0.00%
620-53644-216	CONSTRUCTION MATERIALS	16,022	9,523	5,000	5,000	6,343	10,872	5,000	-	0.00%
620-53644-218	OPERATIONAL SUPPLIES	1,512	595	5,000	5,000	81	139	5,000	-	0.00%
620-53644-221	SMALL EQUIPMENT	534	962	2,500	2,500	1,216	2,046	2,500	-	0.00%
620-53644-225	SCADA	1,942	3,542	7,500	7,500	121	206	7,500	-	0.00%
620-53644-247	VEHICLE	11,083	11,818	9,500	9,500	6,398	8,790	9,500	-	0.00%
620-53644-250	MAINTENANCE OF TANKS	2,224	1,254	3,500	3,500	2,084	3,571	35,000	31,500	900.00%
620-53644-251	MAINTENANCE OF MAINS	67,989	62,245	67,000	67,000	37,102	63,558	67,000	-	0.00%
620-53644-252	MAINTENANCE OF SERVICES	14,314	8,403	8,500	8,500	1,268	2,174	8,500	-	0.00%
620-53644-253	MAINTENANCE OF METERS	8,986	9,678	30,400	30,400	10,807	13,132	50,000	19,600	64.47%
620-53644-254	MAINTENANCE OF HYDRANTS	831	4,904	44,000	44,000	12,532	20,880	45,000	1,000	2.27%
620-53644-255	BACKFLOW INSPECTION	3,701	2,648	4,000	4,000	1,062	1,821	4,000	-	0.00%
620-53644-301	NEW EQUIPMENT	-	-	-	-	-	-	30,000	30,000	#DIV/0!
Total Water Distribution Expense		349,849	391,826	427,163	427,163	315,170	422,270	564,295	137,132	32.10%
				</						

2021 PROPOSED VILLAGE OF LITTLE CHUTE BUDGET

				AMENDED				(INCREASE) DECREASE 2020	% CHANGE 2020
	ACTUAL 2018	ACTUAL 2019	BUDGET 2020	BUDGET 2020	YTD 2020	ESTIMATED 2020	BUDGET 2021	BUDGET	BUDGET
Customer A/R Expense									
620-53904-101									
620-53904-101	17,356	24,635	23,166	23,166	16,268	23,166	25,111	1,945	8.40%
620-53904-102	7,342	6,545	4,744	4,744	3,187	4,744	3,658	(1,086)	-22.89%
620-53904-103	1,888	1,971	2,135	2,135	1,355	2,196	2,263	128	6.00%
620-53904-104	1,646	1,769	1,884	1,884	1,322	1,618	1,996	112	5.94%
620-53904-105	5,829	8,803	9,948	9,948	7,635	9,948	10,590	642	6.45%
620-53904-107	18	23	32	32	24	32	33	1	3.13%
620-53904-108	442	588	812	812	575	812	800	(12)	-1.48%
620-53904-109	47	60	79	79	57	79	79	-	0.00%
620-53904-110	1,146	1,117	1,400	1,400	128	800	800	(600)	-42.86%
620-53904-201	-	-	1,000	1,000	130	150	1,000	-	0.00%
620-53904-204	8,188	5,831	3,600	3,600	-	-	3,600	-	0.00%
620-53904-206	1,702	1,694	1,400	1,400	986	1,691	1,600	200	14.29%
620-53904-226	3,125	3,126	3,800	3,800	2,791	3,800	3,800	-	0.00%
620-53904-228	3,440	2,506	2,600	2,600	1,694	2,558	2,600	-	0.00%
Total Customer A/R Expense	52,169	58,668	56,600	56,600	36,153	51,594	57,930	1,330	2.35%
Admin and General Expense									
620-53924-101	20,814	26,248	22,621	22,621	15,775	22,621	21,462	(1,159)	-5.12%
620-53924-102	120	-	1,221	1,221	-	-	-	(1,221)	-100.00%
620-53924-103	1,535	1,936	2,014	2,014	1,206	1,731	1,640	(374)	-18.57%
620-53924-104	3,529	4,511	3,828	3,828	1,060	5,027	4,947	1,119	29.23% Pension liability recorded for proprietary funds
620-53924-105	5,552	5,543	5,505	5,505	4,103	5,505	5,339	(166)	-3.02%
620-53924-107	15	15	14	14	11	14	14	-	0.00%
620-53924-108	205	342	359	359	256	359	346	(13)	-3.62%
620-53924-109	57	62	63	63	45	63	58	(5)	-7.94%
620-53924-112	1,525	1,840	2,500	2,500	350	1,000	2,500	-	0.00%
620-53924-201	913	2,331	2,200	2,200	91	500	2,000	(200)	-9.09% Limited availability due to COVID in 2020
620-53924-202	-	-	152	152	-	152	209	57	37.50%
620-53924-203	2,684	7,195	6,780	6,780	5,747	6,780	8,700	1,920	28.32% Increase due to iPad access
620-53924-204	1,439	4,444	26,890	26,890	5,196	26,890	22,258	(4,632)	-17.23% GIS Allocation
620-53924-205	-	-	1,872	1,872	-	1,872	2,385	513	27.40%
620-53924-206	259	1,147	1,150	1,150	1,093	1,150	1,700	550	47.83%
620-53924-207	-	3,405	3,705	3,705	2,330	3,705	3,600	(105)	-2.83%
620-53924-208	2,989	7,034	5,000	5,000	4,561	5,000	7,500	2,500	50.00% GIS Allocation
620-53924-213	-	1,419	1,729	1,729	539	1,729	1,019	(710)	-41.06%
620-53924-218	-	24	532	532	124	532	600	68	12.78%
620-53924-221	-	-	371	371	-	371	400	29	7.82%
620-53924-225	0	-	-	-	-	-	-	-	#DIV/0!
620-53924-226	1,822	3,867	3,115	3,115	361	3,115	3,115	-	0.00% Correction for finals postage as previously all charged to water
620-53924-227	913	645	1,000	1,000	276	1,000	1,000	-	0.00%
620-53924-229	5,726	5,415	6,000	6,000	1,333	3,000	3,000	(3,000)	-50.00%
620-53924-230	2,981	2,702	4,190	4,190	6,056	6,056	2,207	(1,983)	-47.33% Decreased payroll base due to fewer water capital projects
620-53924-231	9,887	9,976	10,100	10,100	15,035	15,035	15,420	5,320	52.67% 15%+ market increases in property insurance - League holding to 10%, adj allocation
620-53924-239	6,600	6,600	8,632	8,632	6,475	8,632	8,632	-	0.00%
620-53924-240	-	1,553	4,000	4,000	-	4,000	4,000	-	0.00%
620-53924-242	-	435	665	665	1,183	1,200	1,265	600	90.23%
620-53924-243	334	6,099	8,152	8,152	4,162	8,152	8,056	(96)	-1.18%
620-53924-244	-	225	884	884	544	844	893	9	1.02%
620-53924-245	-	418	1,140	1,140	111	900	1,140	-	0.00%
620-53924-249	-	12,303	9,310	9,310	7,945	9,310	13,984	4,674	50.20%
620-53924-260	-	-	5,083	5,083	-	-	5,083	-	0.00%
620-53924-262	4,356	11,425	5,200	5,200	14,455	15,000	5,200	-	0.00%
620-53924-302	-	-	278	278	-	278	278	-	0.00%
620-53924-306	-	224	111	111	-	111	111	-	0.00%
Total Admin and General Expense	74,254	129,383	156,366	156,366	100,421	161,634	160,061	3,695	2.36%
Total Water Capital and Operating Expenses	1,807,152	1,902,064	3,943,675	3,409,486	1,819,208	3,246,445	2,237,791	(1,705,884)	-43.26%
WATER NET REVENUES/SOURCES (EXPENSES/USES)	550,102	951,408	(1,618,479)	(1,084,290)	(252,178)	(821,878)	434,694	2,053,173	-126.86%

CATEGORY
DEPARTMENT
ACCOUNT ORGANIZATION

Public Works
Storm Sewer
630-53442

MISSION:

The mission is to operate a drainage system that provides safe, dependable surface drainage in each neighborhood that can be maintained easily and at a reasonable cost; to provide planning for new development that will not have a negative impact on existing neighborhoods; to have a flood protection system that will protect the residents; and to improve the environment by improving the quality of storm water runoff, thereby working with the Northeast Wisconsin Storm water Consortium and remaining in compliance with EPA and the Wisconsin Department of Natural Resources.

To provide timely curbside pickup of yard waste and provide residents a site where they can drop off their yard waste seven days a week during daylight hours.

SPECIFIC EXAMPLES:

Bagged yard waste including garden debris, hedge and tree trimmings that are too small to bundle (less than 6"), leaves, grass clippings, and lawn rakings; fall cleanup of loose leaves mixed with yard waste (no sticks); curbside pickup of tree trunks and large plant root balls.

2020 PERFORMANCE MEASURES: *through July 2020 unless otherwise noted**

PERFORMANCE MEASUREMENTS

	<u>2018</u>	<u>2019</u>	<u>2020</u>	<u>Target 2021</u>
Man Hours Spent on Pond Maintenance <u>2018:</u> (full-time 487.25 ; part-time 10) = 497.25 <u>2019:</u> (full-time 565 ; part-time 59) = 624 <u>2020:</u> (full-time 623 ; part-time 376) = 999	497.5	624	999	N/A
Labor Expenses for Pond Maintenance <u>2018:</u> (full-time \$12,410.25; part-time \$105.70) = \$12,515.95 <u>2019:</u> (full-time \$14,805.22; part-time \$584.01) = \$15,389.23 <u>2020:</u> (full-time \$17,213.13; part-time \$3,861.55) = \$21,074.68	\$12,515.95	\$15,389.23	\$21,074.68	N/A
Street Sweeping Tonnage	171.74	141.61	171.94	N/A
Billed out Storm Laterals	0 2017 Projects	40 2018 Projects	0 2019 Projects	15 2020 Projects
Lineal Feet of Storm Main Installed	4,110.5 LF	10,634.1 VF	3,965 LF	N/A
Vertical Feet of Storm Manholes Installed	190.46 VF	322.79 VF	138.5 VF	N/A
Number of Storm Inlets Installed	20 EA	53 EA	64 EA	N/A
Number of Parcels Receiving New Storm Laterals	52 EA	63 EA	16 EA	N/A

Number of New Yard Waste Site Users	171	129	80	N/A
Number of Lost Cards Renewed	60	5	20	N/A
Number of Cards Renewed	531	702	486	N/A
Revenue from Yard Waste Site Users	\$6,970	\$6,545	\$4,325	N/A
Number of Yard Waste Stickers Purchased	424	332	124	N/A
Revenue from Stickers for Curbside Pickup of Yard Waste	\$848	\$664	\$248	N/A

2021 GOALS

1. Public education of storm runoff and detention.
2. Inspect storm basins and reconstruct failing structures.
3. Perform preventative maintenance to ensure maximum flow usage.
4. Continue trapping around ponds.
5. Continue maintaining native prairie plants around ponds
6. Do control burn around ponds to help native prairie plants grow.
7. Continue maintaining aquatic plants in ponds.
8. Emphasize the importance of no drop off of branches in the yard waste site.
9. Encourage residents to use the yard waste site as a good alternative to purchasing yard waste stickers for curbside pickup.
10. Continue to find additional consumers for reclaimed material and find better ways to utilize our compost in house.
11. Review policies on yard waste pickup.
12. Employee education.
13. Review site plans and issue erosion control permits.

SIGNIFICANT PROGRAM/COST CHANGES

At this time, it has not been determined if the tipping fee for street sweeping or refuse collection will be raised in 2021.

PERSONNEL CHANGES/JUSTIFICATION

None.

2020 ACHIEVEMENTS

1. Set plan of action for items that needed to be addressed from the Evaluation Meeting with the Department of Natural Resources in 2019.
2. Inspected and cleaned storm basins on public streets.
3. Stenciled "Dump No Waste Drains to River" by storm inlets and repaired dilapidated storm inlets.
4. Continued trapping around ponds to ensure aquatic plants growth.
5. Continued transplanting aquatic plants to help reduce cost of new plants.
6. Continued to collect yard waste with Village crews.
7. Made compost available to Village residents in the yard waste site.
8. Reviewed site plans and issue erosion control permits.
9. Did full vehicle wrap on new street sweeper with the wording – Clean Streets, Clean Streams, Clean Water.

CAPITAL OUTLAY

Equipment: See 53330 Vehicle Maintenance

Vehicle Equipment Replacement: See 53330 Vehicle Maintenance

**VILLAGE OF LITTLE CHUTE
STORMWATER UTILITY**

	<u>ACTUAL 2018</u>	<u>ACTUAL 2019</u>	<u>BUDGET 2020</u>	<u>AMENDED BUDGET 2020</u>	<u>YEAR TO DATE 2020</u>	<u>ESTIMATED 2020</u>	<u>BUDGET 2021</u>
OPERATING REVENUES							
Charges for Services	1,085,544	1,103,023	1,120,300	1,120,300	778,216	1,133,700	1,144,300
Other	-	-	-	-	-	-	-
Total Operating Revenue	<u>1,085,544</u>	<u>1,103,023</u>	<u>1,120,300</u>	<u>1,120,300</u>	<u>778,216</u>	<u>1,133,700</u>	<u>1,144,300</u>
OPERATING EXPENSES							
Operation and Maintenance	408,472	738,983	699,024	699,024	411,689	699,167	687,197
Depreciation	385,497	418,328	390,000	390,000	309,200	420,000	430,000
Total Operating Expenses	<u>793,969</u>	<u>1,157,311</u>	<u>1,089,024</u>	<u>1,089,024</u>	<u>720,889</u>	<u>1,119,167</u>	<u>1,117,197</u>
OPERATING INCOME	<u>291,576</u>	<u>(54,288)</u>	<u>31,276</u>	<u>31,276</u>	<u>57,328</u>	<u>14,533</u>	<u>27,103</u>
NON-OPERATING REVENUE (EXPENSES)							
Investment Income	56,128	94,408	86,445	86,445	91,633	101,845	46,945
Interest Expense	(91,218)	(90,611)	(80,246)	(80,246)	(46,122)	(68,908)	(56,861)
Other	1,030	947	1,100	1,100	71,112	72,050	700
Total Non-Operating Revenue (Expenses)	<u>(34,060)</u>	<u>4,745</u>	<u>7,299</u>	<u>7,299</u>	<u>116,624</u>	<u>104,987</u>	<u>(9,216)</u>
INCOME BEFORE CAPITAL CONTRIBUTIONS AND TRANSFERS	<u>257,516</u>	<u>(49,543)</u>	<u>38,575</u>	<u>38,575</u>	<u>173,951</u>	<u>119,520</u>	<u>17,887</u>
CAPITAL CONTRIBUTIONS	<u>584,638</u>	<u>1,494,478</u>	<u>133,000</u>	<u>110,000</u>	<u>7</u>	<u>2,177,428</u>	<u>963,000</u>
TRANSFERS IN (OUT)	<u>4,290</u>	<u>-</u>	<u>-</u>	<u>-</u>	<u>-</u>	<u>-</u>	<u>-</u>
CHANGE IN NET POSITION	<u>846,443</u>	<u>1,444,935</u>	<u>171,575</u>	<u>148,575</u>	<u>173,958</u>	<u>2,296,948</u>	<u>980,887</u>
NET POSITION - BEGINNING OF YEAR AS RESTATED	<u>24,354,065</u>	<u>25,200,508</u>	<u>26,645,443</u>	<u>26,645,443</u>	<u>26,645,443</u>	<u>26,645,443</u>	<u>28,942,391</u>
NET POSITION - END OF YEAR	<u>25,200,508</u>	<u>26,645,443</u>	<u>26,817,018</u>	<u>26,794,018</u>	<u>26,819,401</u>	<u>28,942,391</u>	<u>29,923,278</u>
RECONCILIATION OF CHANGE IN NET POSITION TO NET CASH FROM OPERATING ACTIVITIES							
Operating Income	846,443	1,444,935	171,575	148,575	173,958	2,296,948	980,887
Noncash Items in Operating Income:							
Depreciation	385,497	418,328	390,000	390,000	309,200	420,000	430,000
Amortization	467	(11,235)	545	545	(4,902)	(4,902)	12,062
Capital Contributions	(584,638)	(1,494,478)	(133,000)	(110,000)	(7)	(2,177,428)	(963,000)
Long Term Debt/Advance to other funds	(881,500)	-	535,000	535,000	535,000	535,000	-
Fixed Assets	(74,899)	(456,872)	(911,527)	(954,527)	(388,272)	(922,831)	(77,602)
Principal Repayment	(318,905)	(294,679)	(276,192)	(276,192)	(276,192)	(276,192)	(304,500)
NET CHANGE	<u>(627,535)</u>	<u>(394,001)</u>	<u>(223,599)</u>	<u>(266,599)</u>	<u>348,785</u>	<u>(129,405)</u>	<u>77,847</u>

**VILLAGE OF LITTLE CHUTE
STORMWATER UTILITY**

KEY RATIOS

Debt Coverage Ratio	1.79	1.19	1.42	1.42	1.42	1.55	1.39
<1 Insufficient							
1.00 - 1.25 Adequate							
1.26-1.50 Good							
>1.50 Strong							
Days Cash on Hand	2,230	1,210	940	940	1,596	940	744
<30 Days Insufficient							
30 to 60 Days Adequate							
60 to 120 Days Good							
>120 Days Strong							
Debt to Plant	14%	11%	12%	12%	12%	12%	11%
<40 Low							
40% to 60% Moderate							
60% to 80% Moderately High							
>80% High							
System Profit	59%	33%	38%	38%	62%	48%	39%
Return on Rate Base	3.53%	5.67%	0.67%	0.58%	0.68%	9.01%	3.85%

STORM UTILITY
DEBT SCHEDULE

2012A G O Note				2016 Storm Revenue			2010 Clean Water Fund		
Year	Storm			Storm			Storm		
	Principal	Interest	Total	Principal	Interest	Total	Principal	Interest	Total
2020	78,868.00	2,438.27	81,306.27	80,000.00	36,512.00	116,512.00	22,323.84	7,774.24	30,098.08
2021	51,472.00	1,491.85	52,963.85	80,000.00	34,912.00	114,912.00	23,027.71	7,059.28	30,086.99
2022	53,132.00	796.98	53,928.98	80,000.00	33,312.00	113,312.00	23,753.78	6,321.76	30,075.54
2023				80,000.00	31,712.00	111,712.00	24,502.73	5,561.01	30,063.74
2024				80,000.00	30,192.00	110,192.00	25,275.30	4,776.24	30,051.54
2025				84,000.00	28,716.00	112,716.00	26,072.23	3,966.75	30,038.98
2026				84,000.00	27,120.00	111,120.00	26,894.29	3,131.75	30,026.04
2027				84,000.00	25,440.00	109,440.00	27,742.27	2,270.38	30,012.65
2028				92,000.00	23,542.00	115,542.00	28,616.98	1,381.89	29,998.87
2029				92,000.00	21,426.00	113,426.00	29,519.28	465.37	29,984.65
2030				96,000.00	19,168.00	115,168.00			
2031				100,000.00	16,718.00	116,718.00			
2032				100,000.00	14,118.00	114,118.00			
2033				104,000.00	11,364.00	115,364.00			
2034				108,000.00	8,340.00	116,340.00			
2035				112,000.00	5,040.00	117,040.00			
2036				112,000.00	1,680.00	113,680.00			
	183,472.00	4,727.10	188,199.10	1,568,000.00	369,312.00	1,937,312.00	257,728.41	42,708.67	300,437.08

2019 Refunding				2020 G O Note			TOTAL DEBT		
Year	Storm			Storm			Storm		
	Principal	Interest	Total	Principal	Interest	Total	Principal	Interest	Total
2020	95,000.00	11,956.67	106,956.67	-	-	-	276,191.84	58,681.18	334,873.02
2021	95,000.00	17,550.00	112,550.00	55,000.00	7,909.72	62,909.72	304,499.71	68,922.85	373,422.56
2022	95,000.00	14,700.00	109,700.00	50,000.00	7,400.00	57,400.00	301,885.78	62,530.74	364,416.52
2023	95,000.00	11,850.00	106,850.00	50,000.00	6,400.00	56,400.00	249,502.73	55,523.01	305,025.74
2024	95,000.00	9,000.00	104,000.00	50,000.00	5,400.00	55,400.00	250,275.30	49,368.24	299,643.54
2025	100,000.00	6,150.00	106,150.00	55,000.00	4,400.00	59,400.00	265,072.23	43,232.75	308,304.98
2026	105,000.00	3,150.00	108,150.00	55,000.00	3,300.00	58,300.00	270,894.29	36,701.75	307,596.04
2027			-	55,000.00	2,200.00	57,200.00	166,742.27	29,910.38	196,652.65
2028			-	55,000.00	1,650.00	56,650.00	175,616.98	26,573.89	202,190.87
2029			-	55,000.00	1,100.00	56,100.00	176,519.28	22,991.37	199,510.65
2030				55,000.00	550.00	55,550.00	151,000.00	19,718.00	170,718.00
2031							100,000.00	16,718.00	116,718.00
2032							100,000.00	14,118.00	114,118.00
2033							104,000.00	11,364.00	115,364.00
2034							108,000.00	8,340.00	116,340.00
2035							112,000.00	5,040.00	117,040.00
2036							112,000.00	1,680.00	113,680.00
	680,000.00	74,356.67	754,356.67	535,000.00	40,309.72	575,309.72	3,224,200.41	531,414.16	3,755,614.57

2021 PROPOSED VILLAGE OF LITTLE CHUTE BUDGET

				AMENDED			(INCREASE)	% CHANGE	
ACTUAL 2018	ACTUAL 2019	BUDGET 2020	BUDGET 2020	YTD 2020	ESTIMATED 2020	BUDGET 2021	DECREASE 2020	2020	
							BUDGET	BUDGET	
STORMWATER UTILITY									
Stormwater Revenue and Sources of Funds									
630-32290	STORM WATER PERMIT	16,938	11,732	12,000	12,000	17,511	18,000	12,000	- 0.00%
630-33290	STATE GRANT	-	-	133,000	110,000	7	110,000	- (133,000)	-100.00% Cares Act/Vandenbroek Pond
630-34449	RESIDENTIAL-MULTI FAMILY	54,248	56,584	60,000	60,000	46,442	60,000	65,000	5,000 8.33%
630-34450	RESIDENTIAL	337,610	346,815	352,000	352,000	235,877	351,000	352,000	- 0.00%
630-34451	COMMERCIAL	457,871	466,549	477,000	477,000	325,842	480,000	485,000	8,000 1.68%
630-34452	INDUSTRIAL	134,708	139,729	140,000	140,000	102,386	148,000	151,000	11,000 7.86%
630-34464	PUBLIC AUTHORITY	79,861	77,880	75,000	75,000	49,490	75,000	75,000	- 0.00%
630-34470	FORFEITED DISCOUNTS(PENALTIES)	4,309	3,735	4,300	4,300	670	1,700	4,300	- 0.00% COVID - moratorium on penalties
630-34475	OTHER OPERAING REVENUE	-	-	-	-	-	-	7,500	7,500 #DIV/0! New Per/Lin Ft Boring Permit (25K), Bore Pit 5K - TDS Metrocom (also in GF/Other Utilities)
630-36101	INTEREST ON INVESTMENTS	47,405	32,173	25,000	25,000	23,772	25,000	8,000	(17,000) -68.00% Decreasing cash balances, market
630-36103	INTEREST ON ADVANCE	3,673	26,445	26,445	26,445	17,630	26,445	26,445	- 0.00%
630-37901	INTEREST ON SPECIAL ASSESSMENT	100	666	200	200	50	800	500	300 150.00%
630-37902	SPECIAL CHARGES - INTEREST	930	281	900	900	12	200	200	(700) -77.78%
630-39050	SALE OF VILLAGE PROPERTY	-	-	-	-	71,050	71,050	-	- #DIV/0!
630-39101	TRANSFER FROM OTHER FUNDS	4,290	-	-	-	-	-	-	- #DIV/0!
630-39500	GAIN/LOSS ON INVESTMENTS	5,050	35,790	35,000	35,000	48,731	48,800	12,000	(23,000) -65.71% Market
630-39519	INTEREST INCOME	-	-	-	-	1,500	1,600	500	500 #DIV/0!
630-39600	CAPITAL CONTRIBUTIONS	584,638	1,494,478	-	-	2,067,428	963,000	963,000	963,000 #DIV/0! Ebben Storm for 2020 (TID6), Hickory 2020, Evergreen, Hartzheim and Pine Street 2021
Total Stormwater Revenue and Sources of Funds		1,731,630	2,692,857	1,340,845	1,317,845	940,968	3,485,023	2,162,445	821,600 61.27%

2021 PROPOSED VILLAGE OF LITTLE CHUTE BUDGET

										(INCREASE)	% CHANGE
										DECREASE 2020	2020
		ACTUAL 2018	ACTUAL 2019	BUDGET 2020	AMENDED BUDGET 2020	YTD 2020	ESTIMATED 2020	BUDGET 2021	BUDGET	BUDGET	
Stormwater Capital Projects											
Homewood Court											
630-51016-101	FULL-TIME WAGES	-	-	23,058	23,058	9,719	19,000	-	(23,058)	-100.00%	
630-51016-103	SOCIAL SECURITY	-	-	1,764	1,764	807	1,559	-	(1,764)	-100.00%	
630-51016-104	RETIREMENT	-	-	1,556	1,556	728	1,376	-	(1,556)	-100.00%	
630-51016-105	HEALTH INSURANCE	-	-	6,287	6,287	3,095	5,219	-	(6,287)	-100.00%	
630-51016-107	LIFE INSURANCE	-	-	16	16	9	14	-	(16)	-100.00%	
630-51016-108	DENTAL INSURANCE	-	-	413	413	130	343	-	(413)	-100.00%	
630-51016-109	DISABILITY INSURANCE	-	-	65	65	31	54	-	(65)	-100.00%	
630-51016-110	OVERTIME	-	-	-	-	1,060	1,375	-	-	#DIV/0!	
630-51016-204	CONTRACTUAL SERVICES	-	-	-	-	201	250	-	-	#DIV/0!	
630-51016-263	CONSTRUCTION	-	-	273,000	273,000	210,876	272,750	-	(273,000)	-100.00%	
Carol Lynn											
630-51019-101	FULL-TIME WAGES	-	-	23,058	23,058	8,192	18,000	-	(23,058)	-100.00%	
630-51019-103	SOCIAL SECURITY	-	-	1,764	1,764	688	1,477	-	(1,764)	-100.00%	
630-51019-104	RETIREMENT	-	-	1,556	1,556	616	1,303	-	(1,556)	-100.00%	
630-51019-105	HEALTH INSURANCE	-	-	6,287	6,287	2,599	4,904	-	(6,287)	-100.00%	
630-51019-107	LIFE INSURANCE	-	-	16	16	8	12	-	(16)	-100.00%	
630-51019-108	DENTAL INSURANCE	-	-	413	413	121	306	-	(413)	-100.00%	
630-51019-109	DISABILITY INSURANCE	-	-	65	65	29	49	-	(65)	-100.00%	
630-51019-110	OVERTIME	-	-	-	-	935	1,300	-	-	#DIV/0!	
630-51019-204	CONTRACTUAL SERVICES	-	-	-	-	144	150	-	-	#DIV/0!	
630-51019-263	CONSTRUCTION	-	-	276,000	276,000	126,873	275,850	-	(276,000)	-100.00%	
Miami Circle											
630-51109-101	FULL-TIME WAGES	-	-	-	-	477	478	-	-	#DIV/0!	
630-51109-103	SOCIAL SECURITY	-	-	-	-	36	37	-	-	#DIV/0!	
630-51109-104	RETIREMENT	-	-	-	-	32	33	-	-	#DIV/0!	
630-51109-105	HEALTH INSURANCE	-	-	-	-	44	44	-	-	#DIV/0!	
630-51109-108	DENTAL INSURANCE	-	-	-	-	9	9	-	-	#DIV/0!	
Tampa Way											
630-51111-101	FULL-TIME WAGES	-	-	-	-	247	248	-	-	#DIV/0!	
630-51111-103	SOCIAL SECURITY	-	-	-	-	18	19	-	-	#DIV/0!	
630-51111-104	RETIREMENT	-	-	-	-	17	17	-	-	#DIV/0!	
630-51111-105	HEALTH INSURANCE	-	-	-	-	59	60	-	-	#DIV/0!	
630-51111-108	DENTAL INSURANCE	-	-	-	-	8	8	-	-	#DIV/0!	
Roosevelt St											
630-51113-101	FULL-TIME WAGES	-	-	-	-	145	145	-	-	#DIV/0!	
630-51113-103	SOCIAL SECURITY	-	-	-	-	11	11	-	-	#DIV/0!	
630-51113-104	RETIREMENT	-	-	-	-	10	10	-	-	#DIV/0!	
630-51113-105	HEALTH INSURANCE	-	-	-	-	29	30	-	-	#DIV/0!	
630-51113-108	DENTAL INSURANCE	-	-	-	-	4	4	-	-	#DIV/0!	
Bittersweet Ct											
630-51114-101	FULL-TIME WAGES	-	-	-	-	75	76	-	-	#DIV/0!	
630-51114-103	SOCIAL SECURITY	-	-	-	-	6	6	-	-	#DIV/0!	
630-51114-104	RETIREMENT	-	-	-	-	5	6	-	-	#DIV/0!	
630-51114-105	HEALTH INSURANCE	-	-	-	-	9	10	-	-	#DIV/0!	
630-51114-107	LIFE INSURANCE	-	-	-	-	-	-	-	-	#DIV/0!	
630-51114-108	DENTAL INSURANCE	-	-	-	-	1	2	-	-	#DIV/0!	
630-51114-109	DISABILITY INSURANCE	-	-	-	-	-	-	-	-	#DIV/0!	
Moasis Drive											
630-51115-101	FULL-TIME WAGES	-	-	-	-	-	-	-	-	#DIV/0!	
630-51115-101	FULL-TIME WAGES	-	-	-	-	-	-	-	-	#DIV/0!	
630-51115-103	SOCIAL SECURITY	-	-	-	-	-	-	-	-	#DIV/0!	
630-51115-104	RETIREMENT	-	-	-	-	-	-	-	-	#DIV/0!	
630-51115-105	HEALTH INSURANCE	-	-	-	-	-	-	-	-	#DIV/0!	
630-51115-107	LIFE INSURANCE	-	-	-	-	-	-	-	-	#DIV/0!	
630-51115-108	DENTAL INSURANCE	-	-	-	-	-	-	-	-	#DIV/0!	
630-51115-109	DISABILITY INSURANCE	-	-	-	-	-	-	-	-	#DIV/0!	
630-51115-110	OVERTIME	-	-	-	-	-	-	-	-	#DIV/0!	
630-51115-263	CONSTRUCTION	-	-	-	33,000	-	-	-	-	#DIV/0!	
Pheasant Run											
630-51140-101	FULL-TIME WAGES	-	-	-	-	-	-	18,902	18,902	#DIV/0!	
630-51140-103	SOCIAL SECURITY	-	-	-	-	-	-	1,446	1,446	#DIV/0!	
630-51140-104	RETIREMENT	-	-	-	-	-	-	1,276	1,276	#DIV/0!	
630-51140-105	HEALTH INSURANCE	-	-	-	-	-	-	5,237	5,237	#DIV/0!	
630-51140-107	LIFE INSURANCE	-	-	-	-	-	-	14	14	#DIV/0!	
630-51140-108	DENTAL INSURANCE	-	-	-	-	-	-	334	334	#DIV/0!	
630-51140-109	DISABILITY INSURANCE	-	-	-	-	-	-	53	53	#DIV/0!	
630-51140-263	CONSTRUCTION	-	-	-	-	-	-	30,000	30,000	#DIV/0!	

2021 PROPOSED VILLAGE OF LITTLE CHUTE BUDGET

								(INCREASE) DECREASE 2020	% CHANGE 2020
		ACTUAL 2018	ACTUAL 2019	BUDGET 2020	AMENDED BUDGET 2020	YTD 2020	ESTIMATED 2020	BUDGET 2021	BUDGET
<i>Vandenbroek Pond</i>									
630-51214-101	FULL-TIME WAGES	-	-	21,701	21,701	4,891	19,000	13,271	(8,430)
630-51214-103	SOCIAL SECURITY	-	-	1,660	1,660	392	1,492	1,016	(644)
630-51214-104	RETIREMENT	-	-	1,465	1,465	352	1,316	896	(569)
630-51214-105	HEALTH INSURANCE	-	-	5,918	5,918	1,529	5,208	3,500	(2,418)
630-51214-107	LIFE INSURANCE	-	-	15	15	5	14	10	(5)
630-51214-108	DENTAL INSURANCE	-	-	389	389	71	4,519	231	(158)
630-51214-109	DISABILITY INS	-	-	61	61	19	54	38	(23)
630-51214-110	OVERTIME	-	-	-	-	322	500	-	-
630-51214-204	CONTRACTUAL SERVICES	-	-	-	-	3,694	4,000	-	-
630-51214-263	CONSTRUCTION	-	-	265,000	275,000	-	271,000	-	(265,000)
<i>Franklin Street</i>									
630-51220-101	FULL-TIME WAGES	-	-	-	-	131	132	-	-
630-51220-103	SOCIAL SECURITY	-	-	-	-	10	10	-	-
630-51220-104	RETIREMENT	-	-	-	-	9	9	-	-
630-51220-105	HEALTH INSURANCE	-	-	-	-	39	40	-	-
630-51220-108	DENTAL INSURANCE	-	-	-	-	5	6	-	-
<i>Jefferson Street</i>									
630-51221-101	FULL-TIME WAGES	-	-	-	-	278	279	-	-
630-51221-103	SOCIAL SECURITY	-	-	-	-	23	23	-	-
630-51221-104	RETIREMENT	-	-	-	-	20	21	-	-
630-51221-105	HEALTH INSURANCE	-	-	-	-	34	35	-	-
630-51221-108	DENTAL INSURANCE	-	-	-	-	4	5	-	-
630-51221-110	OVERTIME	-	-	-	-	25	25	-	-
<i>Buchanan Street - OO to Main</i>									
630-51222-101	FULL-TIME WAGES	-	-	-	-	115	115	938	938
630-51222-103	SOCIAL SECURITY	-	-	-	-	9	9	72	72
630-51222-104	RETIREMENT	-	-	-	-	8	8	64	64
630-51222-105	HEALTH INSURANCE	-	-	-	-	15	15	282	282
630-51222-107	LIFE INSURANCE	-	-	-	-	-	-	1	1
630-51222-108	DENTAL INSURANCE	-	-	-	-	2	2	18	18
630-51222-109	DISABILITY INSURANCE	-	-	-	-	-	-	3	3
<i>Lyle Street</i>									
630-51223-101	FULL-TIME WAGES	-	-	-	-	4,280	4,300	-	-
630-51223-102	PART-TIME WAGES	-	-	-	-	28	28	-	-
630-51223-103	SOCIAL SECURITY	-	-	-	-	325	352	-	-
630-51223-104	RETIREMENT	-	-	-	-	297	311	-	-
630-51223-105	HEALTH INSURANCE	-	-	-	-	1,310	1,350	-	-
630-51223-107	LIFE INSURANCE	-	-	-	-	3	4	-	-
630-51223-108	DENTAL INSURANCE	-	-	-	-	72	75	-	-
630-51223-109	DISABILITY INSURANCE	-	-	-	-	11	13	-	-
630-51223-110	OVERTIME	-	-	-	-	127	300	-	-
630-51223-204	CONTRACTUAL SERVICES	-	-	-	-	1,716	1,717	-	-
Total Stormwater Capital Projects		-	-	911,527	954,527	388,272	922,831	77,602	(833,925)

2021 PROPOSED VILLAGE OF LITTLE CHUTE BUDGET

								(INCREASE)	% CHANGE	
								DECREASE 2020	2020	
	ACTUAL 2018	ACTUAL 2019	BUDGET 2020	AMENDED BUDGET 2020	YTD 2020	ESTIMATED 2020	BUDGET 2021	BUDGET	BUDGET	
Storm Financing Expense										
630-53440-403	DEPRECIATION	385,497	418,328	390,000	390,000	309,200	420,000	430,000	40,000	10.26%
630-53440-410	VANDENBROEK DISTRICT BASE	4,706	4,420	4,400	4,400	4,692	4,692	4,800	400	9.09%
630-53440-427	INTEREST ON LONG TERM DEBT	91,685	79,376	80,791	80,791	41,220	64,006	68,923	(11,868)	-14.69% Lower interest rate on 2020 issue than expected
630-53440-428	DEBT DISCOUNT AMORTIZATION	610	12,320	445	445	14,106	14,107	291	(154)	-34.61% No debt issue 2021
630-53440-434	AMORTIZATION/REFUNDING LOSS	(1,077)	(1,085)	(990)	(990)	(9,204)	(9,205)	(12,353)	(11,363)	1147.78%
Total Storm Financing Expense		481,422	513,359	474,646	474,646	360,013	493,600	491,661	17,015	3.58%
Storm Pond Maintenance Expense										
630-53441-101	FULL-TIME WAGES	20,310	26,032	32,566	32,566	32,172	47,597	33,037	471	1.45%
630-53441-102	PART-TIME WAGES	106	584	1,428	1,428	4,663	4,670	-	(1,428)	-100.00%
630-53441-103	SOCIAL SECURITY	1,499	1,724	2,590	2,590	2,691	4,007	2,518	(72)	-2.78%
630-53441-104	RETIREMENT	1,363	1,500	2,189	2,189	2,175	3,220	2,221	32	1.46%
630-53441-105	HEALTH INSURANCE	6,167	6,174	10,942	10,942	11,055	16,195	11,396	454	4.15%
630-53441-107	LIFE INSURANCE	21	20	28	28	26	41	28	-	0.00%
630-53441-108	DENTAL INSURANCE	336	340	699	699	714	1,014	699	-	0.00%
630-53441-109	DISABILITY INSURANCE	64	61	89	89	86	102	92	3	3.37%
630-53441-110	OVERTIME	33	61	-	-	73	100	100	100	#DIV/0!
630-53441-204	CONTRACTUAL SERVICES	4,130	2,491	6,000	6,000	1,280	6,000	6,000	-	0.00%
630-53441-212	CLOTHING ALLOWANCE	-	-	-	-	134	135	140	140	#DIV/0!
630-53441-218	OPERATIONAL SUPPLIES	3	22	1,500	1,500	1,001	1,500	1,500	-	0.00%
630-53441-227	PUBLIC INFORMATION	-	-	500	500	37	150	300	(200)	-40.00%
630-53441-247	VEHICLE	1,065	896	1,500	1,500	921	1,500	1,500	-	0.00%
630-53441-249	UTILITIES	9,143	8,744	5,000	5,000	5,176	5,200	5,000	-	0.00%
630-53441-253	MAINTENANCE OF PONDS	510	900	50,000	50,000	6,608	30,000	50,000	-	0.00%
630-53441-261	ENGINEERING	-	-	500	500	1,289	1,300	500	-	0.00%
630-53441-263	CONSTRUCTION	-	-	2,000	2,000	1,444	2,000	2,000	-	0.00%
Total Storm Pond Maintenance Expense		44,748	49,547	117,531	117,531	71,543	124,731	117,031	(500)	-0.43%

2021 PROPOSED VILLAGE OF LITTLE CHUTE BUDGET

								(INCREASE)	% CHANGE	
								DECREASE 2020	2020	
	ACTUAL 2018	ACTUAL 2019	BUDGET 2020	AMENDED BUDGET 2020	YTD 2020	ESTIMATED 2020	BUDGET 2021	BUDGET	BUDGET	
Storm Collection Expense										
630-53442-101	FULL-TIME WAGES	91,755	134,396	142,966	142,966	80,125	125,000	133,845	(9,121)	-6.38%
630-53442-102	PART-TIME WAGES	1,864	796	4,500	4,500	10	100	4,530	30	0.67%
630-53442-103	SOCIAL SECURITY	6,933	8,234	11,244	11,244	5,802	9,578	10,558	(686)	-6.10%
630-53442-104	RETIREMENT	6,144	7,294	9,618	9,618	5,261	8,445	9,009	(609)	-6.33%
630-53442-105	HEALTH INSURANCE	24,786	29,621	42,659	42,659	24,478	37,540	41,321	(1,338)	-3.14%
630-53442-107	LIFE INSURANCE	69	88	108	108	73	96	101	(7)	-6.48%
630-53442-108	DENTAL INSURANCE	1,579	2,009	2,733	2,733	1,257	2,406	2,541	(192)	-7.03%
630-53442-109	DISABILITY INSURANCE	220	291	388	388	249	334	373	(15)	-3.87%
630-53442-110	OVERTIME	588	147	100	100	21	100	100	-	0.00%
630-53442-201	TRAINING & CONFERENCE	-	220	500	500	-	250	500	-	0.00%
630-53442-204	CONTRACTUAL SERVICES	8,214	9,168	10,000	10,000	7,637	10,000	18,000	8,000	80.00% TDS Fiber Installation
630-53442-209	TELEPHONE LOCATES	6,918	5,874	7,000	7,000	6,104	7,000	14,000	7,000	100.00% TDS Fiber Installation
630-53442-211	RAILROAD EASEMENT	200	200	200	200	-	-	-	(200)	-100.00% Corrected to sanitary
630-53442-212	CLOTHING ALLOWANCE	-	-	-	-	482	490	500	500	#DIV/0!
630-53442-213	SAFETY EQUIPMENT	16	282	100	100	44	100	100	-	0.00%
630-53442-216	CONSTRUCTION MATERIALS	2,499	2,506	1,500	1,500	2,971	3,200	1,500	-	0.00%
630-53442-218	OPERATIONAL SUPPLIES	885	1,449	1,000	1,000	1,123	1,200	1,000	-	0.00%
630-53442-247	VEHICLE	24,619	27,958	25,000	25,000	12,248	25,000	25,000	-	0.00%
630-53442-249	UTILITIES	179	285	-	-	-	-	-	-	#DIV/0!
630-53442-251	MAINTENANCE OF MAINS	508	308	9,000	9,000	174	5,000	5,000	(4,000)	-44.44%
630-53442-260	EASEMENT	150	150	150	150	150	150	150	-	0.00%
630-53442-261	ENGINEERING	-	-	1,000	1,000	-	1,000	1,000	-	0.00%
630-53442-263	CONSTRUCTION	-	-	5,000	5,000	-	2,000	2,000	(3,000)	-60.00%
630-53442-301	NEW EQUIPMENT	-	-	48,000	48,000	-	48,000	30,000	(18,000)	-37.50% Trash pump on trailer
Total Storm Collection Expense		178,128	231,276	322,766	322,766	148,208	286,989	301,128	(21,638)	-6.70%

2021 PROPOSED VILLAGE OF LITTLE CHUTE BUDGET

								(INCREASE) DECREASE 2020	% CHANGE 2020	
		ACTUAL 2018	ACTUAL 2019	BUDGET 2020	AMENDED BUDGET 2020	YTD 2020	ESTIMATED 2020	BUDGET 2021	BUDGET	BUDGET
Storm Customer A/R Expense										
630-53443-101	FULL-TIME WAGES	14,679	20,971	20,080	20,080	14,089	20,080	25,111	5,031	25.05%
630-53443-102	PART-TIME WAGES	6,269	5,404	3,649	3,649	2,452	2,453	3,658	9	0.25%
630-53443-103	SOCIAL SECURITY	1,609	1,693	1,815	1,815	1,159	1,785	2,270	455	25.07%
630-53443-104	RETIREMENT	1,389	1,508	1,601	1,601	1,124	1,410	2,003	402	25.11%
630-53443-105	HEALTH INSURANCE	4,820	7,450	8,394	8,394	6,420	8,394	10,590	2,196	26.16%
630-53443-107	LIFE INSURANCE	15	20	27	27	20	27	33	6	22.22%
630-53443-108	DENTAL INSURANCE	377	505	693	693	490	693	800	107	15.44%
630-53443-109	DISABILITY INSURANCE	40	51	66	66	49	66	79	13	19.70%
630-53443-110	OVERTIME	976	1,101	1,000	1,000	120	800	900	(100)	-10.00%
630-53443-206	OFFICE SUPPLIES	1,702	1,746	1,400	1,400	1,029	1,400	1,400	-	0.00%
630-53443-226	POSTAGE	3,125	3,126	3,200	3,200	2,791	3,200	3,700	500	15.63% Discovered final bills were only being allocated to Water - corrected process
630-53443-228	SERVICE FEE/FINANCE CHARGE UT	860	2,506	2,200	2,200	1,694	2,200	2,500	300	13.64% PSN Fees - increase in usage
Total Storm Customer A/R Expense		35,860	46,080	44,125	44,125	31,437	42,508	53,044	8,919	20.21%
Storm Admin and General Expense										
630-53444-101	FULL-TIME WAGES	39,280	67,052	40,074	40,074	36,778	49,000	43,339	3,265	8.15%
630-53444-102	PART-TIME WAGES	-	60	-	-	-	-	-	-	#DIV/0!
630-53444-103	SOCIAL SECURITY	2,913	4,772	3,057	3,057	2,744	3,764	3,329	272	8.90%
630-53444-104	RETIREMENT	7,304	11,705	7,498	7,498	2,478	11,321	10,938	3,440	45.88% Pension liability recorded for proprietary funds
630-53444-105	HEALTH INSURANCE	8,834	12,757	8,594	8,594	8,722	10,743	9,139	545	6.34%
630-53444-107	LIFE INSURANCE	26	41	23	23	23	29	25	2	8.70%
630-53444-108	DENTAL INSURANCE	445	810	572	572	551	715	612	40	6.99%
630-53444-109	DISABILITY INSURANCE	105	178	109	109	106	137	117	8	7.34%
630-53444-110	OVERTIME	-	423	400	400	-	200	200	(200)	-50.00%
630-53444-201	TRAINING & CONFERENCE	1,548	812	2,700	2,700	650	1,000	2,000	(700)	-25.93% COVID limited opportunities in 2020, some offered virtually no charge
630-53444-202	OTHER REIMBURSEMENT	-	-	280	280	6,804	6,804	300	20	7.14% Simple Simon refund for overpayment of SW fees - duplicate billing
630-53444-203	TELEPHONE	-	6,888	6,650	6,650	3,836	6,000	6,000	(650)	-9.77%
630-53444-204	CONTRACTUAL SERVICES	-	6,867	20,632	20,632	6,731	20,632	13,101	(7,531)	-36.50% Includes \$1,000 (1st of 3 annual payments) to League Leaf Collection Research) GIS allocation
630-53444-205	EQUIPMENT REPAIRS	-	-	3,448	3,448	-	3,000	2,891	(557)	-16.15%
630-53444-206	OFFICE SUPPLIES	-	1,526	1,540	1,540	817	1,540	1,550	10	0.65%
630-53444-207	PRINTING & REPRODUCTION	-	6,243	6,825	6,825	4,156	6,500	6,500	(325)	-4.76%
630-53444-208	BOOKS,SUBSCRIPTIONS	1,944	7,580	2,400	2,400	1,464	2,400	2,400	-	0.00%
630-53444-213	SAFETY EQUIP/PROGRAM	-	2,600	3,185	3,185	1,004	3,185	3,000	(185)	-5.81%
630-53444-218	OPERATIONAL SUPPLIES	-	43	980	980	880	980	1,300	320	32.65%
630-53444-221	SMALL EQUIPMENT	-	-	683	683	-	683	700	17	2.49%
630-53444-225	OTHER (PERMITS)	6,295	3,400	3,400	3,400	3,470	3,470	3,600	200	5.88%
630-53444-226	POSTAGE	96	4,137	2,975	2,975	554	2,975	1,000	(1,975)	-66.39% More accurate postage allocation process
630-53444-227	PUBLIC INFORMATION	365	517	600	600	168	600	600	-	0.00%
630-53444-229	INVESTMENT SERVICES	5,533	5,816	5,500	5,500	3,781	5,700	5,700	200	3.64%
630-53444-230	WORKERS COMPENSATION INSURANCE	4,471	4,042	4,845	4,845	10,748	10,748	10,945	6,100	125.90% Corrected WC allocation process in 2020, higher mod rating and rate increase
630-53444-231	PROPERTY & LIABILITY INSURANCE	10,644	10,747	11,500	11,500	9,014	9,014	7,792	(3,708)	-32.24% 15%+ market increases in property insurance - League holding to 10%, less capital exp
630-53444-239	RENT	4,400	4,400	15,900	15,900	11,925	15,900	15,900	-	0.00%
630-53444-240	COMPUTER MAINT	-	86	500	500	-	500	-	(500)	-100.00%
630-53444-242	CUSTODIAL-BLDG REPAIR/MAINT	-	790	1,225	1,225	2,118	2,200	1,155	(70)	-5.71%
630-53444-243	CUSTODIAL-CONTRACTUAL	-	11,163	15,016	15,016	6,666	15,016	13,992	(1,024)	-6.82%
630-53444-244	CUSTODIAL-OPERATIONAL SUPPLIES	-	411	1,628	1,628	966	1,628	1,551	(77)	-4.73%
630-53444-245	CUSTODIAL-EQUIP REPAIR/MAINT	-	762	2,100	2,100	201	2,100	1,980	(120)	-5.71%
630-53444-249	BUILDING UTILITIES	-	21,946	26,513	26,513	14,204	26,513	24,288	(2,225)	-8.39%
630-53444-262	LEGAL/AUDIT	4,741	13,685	8,600	8,600	14,251	15,000	15,000	6,400	74.42%
630-53444-302	EQUIPMENT REPLACEMENT	-	3,042	250	250	-	250	250	-	0.00%
630-53444-306	BUILDING & GROUNDS	-	405	-	-	-	-	-	-	#DIV/0!
630-53444-350	UNCOLLECTIBLE ACCOUNT EXPENSE	46,087	191,956	-	-	-	-	-	-	#DIV/0!
Total Storm Admin and General Expense		145,030	407,660	210,202	210,202	155,808	240,247	211,194	992	0.47%
Total Stormwater Capital and Operating Expenses										
		885,187	1,247,922	2,080,797	2,123,797	1,155,282	2,110,906	1,251,660	(829,137)	-39.85%
STORMWATER NET REVENUES/SOURCES (EXPENSES/USES)										
		846,443	1,444,935	(739,952)	(805,952)	(214,314)	1,374,117	910,785	1,650,737	-223.09%

MINUTES OF THE COMMITTEE OF THE WHOLE MEETING SEPTEMBER 23, 2020

Call to Order

President Vanden Berg called the Committee of the Whole meeting to order at 6:00 p.m.

Roll Call

PRESENT: Michael Vanden Berg, President
Larry Van Lankvelt, Trustee
Skip Smith, Trustee
Bill Peerenboom, Trustee
Brian Van Lankveldt, Trustee
Don Van Deurzen, Trustee
James Hietpas, Trustee

Roll call of Department Heads

PRESENT: James Fenlon, Village Administrator
Dave Kittel, Director of Community Development
Kent Taylor, Director of Public Works
Chris Murawski, Village Engineer

Public Appearance for Items not on the Agenda

None

Approval of Minutes

Minutes of Regular Board Meeting of September 16, 2020

Moved by Trustee Smith, seconded by Trustee Van Deurzen to Approve Minutes of the Regular Board Meeting of September 16, 2020

Ayes 7, Nays 0 – Motion Carried

Discussion/Action—2021 Health Insurance

Director Remiker-DeWall went over the 2021 Health and Dental Insurance information included in the packet.

Moved by Trustee L. Van Lankvelt, seconded by Trustee Smith to Approve the 2021 Health and Dental Insurance as presented

Ayes 6, Nays 1, (Van Duerzen) – Motion Carried

Discussion/Action—Moasis Storm Sewer Change Order

Engineer Murawski went over a necessary Storm Sewer Change Order for Moasis Drive water main reconstruction.

Roll Call Vote

Trustee B. Van Lankveldt	Aye
Trustee Smith	Aye
Trustee Van Deurzen	Aye
Trustee Peerenboom	Aye
Trustee L. Van Lankvelt	Aye
Trustee Hietpas	Aye
President Vanden Berg	Aye

Ayes 7, Nays 0 – Motion Carried

Discussion/Action—CARES Act Funding for Technology Upgrades

Administrator Fenlon went over the technology upgrades requested for the Village Hall Board Room. Cost of the upgrades will be limited to not exceed \$45,000.00. Administrator Fenlon went over the possibility of donating part of any CARES funding balance to the school to purchase PPE or other necessary equipment the school may need.

Moved by Trustee L. Van Lankvelt, seconded by Trustee Smith to upgrade the Village Hall technology upgrades not to exceed \$45,000.00

Ayes 7, Nays 0 – Motion Carried

Discussion—Covid-19 Updates

Administrator Fenlon advised with Board approval that he will reach out to the various school district to see what their needs will be. Administrator Fenlon also advised the Board that the mask mandated by the Governor has been extended to November 21st.

Presentation—Funding Street Reconstruction

Administrator Fenlon went through the information included in the packet on how the Village of Little Chute funds street reconstruction. The Board is in favor of creating a taskforce.

Unfinished Business

None

Items for Future Agendas

None

Adjournment

Moved by Trustee B. Van Lankveldt, seconded by Trustee Smith to Adjourn the Committee of the Whole Meeting at 7:24 p.m.

Ayes 7, Nays 0 – Motion Carried

VILLAGE OF LITTLE CHUTE

By: Michael R. Vanden Berg, Village President

Attest: Laurie Decker, Village Clerk

Disbursement List - October 7, 2020

Payroll & Payroll Liabilities - September 17, 2020	\$192,684.03
Payroll & Payroll Liabilities - October 1, 2020	\$202,615.95
Prepaid Invoices - September 18, 2020	\$57,348.57
Prepaid Invoices - September 24, 2020	\$582,808.13
Prepaid Invoices - October 2, 2020	\$56,609.48

Utility Commission-

CURRENT ITEMS

Bills List - October 7, 2020	\$340,329.73
------------------------------	--------------

Total Payroll, Prepaid & Invoices	\$1,432,395.89
--	-----------------------

The above payments are recommended for approval:

Rejected: _____

Approved October 7, 2020

Michael R Vanden Berg, Village President

Laurie Decker, Clerk

Invoice	Type	Description	Total Cost	Terms	1099	Period	GL Account
2020 REFUNDS-MISCELLANEOUS (5094)							
091720	Invoi	OPERATOR LICENSE REFUND FOR DANIEL JANS	65.00	Open	Non	09/20	101-32120
Total 2020 REFUNDS-MISCELLANEOUS (5094):			65.00				
2020 UTILITY REFUNDS (5089)							
125122804	Invoi	OVERPAYMENT REFUND ACCT #1-251228-04	29.94	Open	Non	09/20	001-15000
170298005	Invoi	OVERPAYMENT REFUND ACCT #1-702980-05	17.75	Open	Non	09/20	001-15000
Total 2020 UTILITY REFUNDS (5089):			47.69				
AIRGAS USA LLC (379)							
9973231120	Invoi	CYLINDER RENTALS	59.06	Open	Non	09/20	101-53330-218
Total AIRGAS USA LLC (379):			59.06				
APPLETON AWNING SHOP INC. (4736)							
57716	Invoi	FLAG REPAIR	50.00	Open	Non	09/20	202-51960-301
Total APPLETON AWNING SHOP INC. (4736):			50.00				
ASCENSION MEDICAL GROUP-FOX VALLEY WI (2514)							
390354	Invoi	PRE-EMPLOYMENT PHYSICAL & DRUG SCREEN	371.00	Open	Med	09/20	101-53310-213
Total ASCENSION MEDICAL GROUP-FOX VALLEY WI (2514):			371.00				
ATLAS OUTFITTERS (5137)							
14041	Invoi	FORTUNA INFLATABLE BOAT	5,000.00	Open	Non	09/20	101-52200-213
Total ATLAS OUTFITTERS (5137):			5,000.00				
FAHRNER ASPHALT SEALERS INC (1897)							
8300006884	Invoi	2020 CHIPSEAL	37,500.00	Open	Non	09/20	101-53300-263
Total FAHRNER ASPHALT SEALERS INC (1897):			37,500.00				
GREEN BOYZ INC (4841)							
83805	Invoi	FERTILIZER AND 3 WAY WEED CONTROL	85.00	Open	Non	09/20	206-55110-243
83806	Invoi	FERTILIZER AND 3 WAY WEED CONTROL	85.00	Open	Non	09/20	207-52120-243
Total GREEN BOYZ INC (4841):			170.00				
HAMMEN, MICHAEL (2704)							
092220	Invoi	JETS REF 9/22	135.00	Open	Non	09/20	101-55460-111
Total HAMMEN, MICHAEL (2704):			135.00				
JOOSTEN, BRIAN (2269)							
092220	Invoi	JETS REF 09/22	135.00	Open	Non	09/20	101-55460-111
Total JOOSTEN, BRIAN (2269):			135.00				
LEXISNEXIS RISK DATA MANAGEMENT INC (4926)							
1686177-20200731	Invoi	JULY 2020 MINIMUM COMMITMENT	100.00	Open	Non	09/20	101-51680-204
1686177-20200831	Invoi	AUGUST 2020 MINIMUM COMMITMENT	100.00	Open	Non	09/20	101-51680-204

Invoice	Type	Description	Total Cost	Terms	1099	Period	GL Account
Total LEXISNEXIS RISK DATA MANAGEMENT INC (4926):			200.00				
MCC INC (480)							
244864	Invoi	HOT MIX ASPHALT	416.58	Open	Non	09/20	101-53300-216
Total MCC INC (480):			416.58				
MENARDS - APPLETON EAST (319)							
89782	Invoi	SATIN NICKEL MAIL SLOT	29.97	Open	Non	09/20	101-51650-242
Total MENARDS - APPLETON EAST (319):			29.97				
NELSON, LYLE (4495)							
092220	Invoi	JETS REF 9/22	135.00	Open	Non	09/20	101-55460-111
Total NELSON, LYLE (4495):			135.00				
OUTAGAMIE COUNTY TREASURER (486)							
1018274	Invoi	AUGUST FUEL BILL	19.76	Open	Non	09/20	101-52050-247
1018274	Invoi	AUGUST FUEL BILL	503.64	Open	Non	09/20	630-53442-247
1018274	Invoi	AUGUST FUEL BILL	1,519.34	Open	Non	09/20	201-53620-247
1018274	Invoi	AUGUST FUEL BILL	192.24	Open	Non	09/20	101-55200-247
1018274	Invoi	AUGUST FUEL BILL	415.64	Open	Non	09/20	101-55440-247
1018274	Invoi	AUGUST FUEL BILL	86.97	Open	Non	09/20	101-52200-247
1018274	Invoi	AUGUST FUEL BILL	76.61	Open	Non	09/20	610-53612-247
1018274	Invoi	AUGUST FUEL BILL	258.76	Open	Non	09/20	620-53644-247
1018274	Invoi	AUGUST FUEL BILL	598.17	Open	Non	09/20	101-53330-217
Total OUTAGAMIE COUNTY TREASURER (486):			3,671.13				
RADICHEL, ANTHONY C (4764)							
092220	Invoi	JETS REF 9/22	135.00	Open	Non	09/20	101-55460-111
Total RADICHEL, ANTHONY C (4764):			135.00				
SAM'S CLUB/SYNCHRONY BANK (1728)							
09/20 00204221446	Invoi	POOL CONCESSION ITEMS	419.50	Open	Non	09/20	204-55420-211
Total SAM'S CLUB/SYNCHRONY BANK (1728):			419.50				
STONERIDGE LITTLE CHUTE LLC (4903)							
21004510754	Invoi	ITEMS FOR FUN WITH FOOD	25.40	Open	Non	09/20	101-55300-218
21018720812	Invoi	ITEMS FOR SPECTACTULAR SCIENTIST	41.32	Open	Non	09/20	101-55300-218
22074500958	Invoi	FOOD	9.54	Open	Non	09/20	101-52200-211
23034660730	Invoi	DRINKING WATER	11.96	Open	Non	09/20	101-52200-211
23068170911	Invoi	REC EVENT ITEMS	3.99	Open	Non	09/20	101-55300-218
23092911157	Invoi	POOL CONCESSION ITEMS	42.30	Open	Non	09/20	204-55420-211
23099181941	Invoi	FOOD	95.54	Open	Non	09/20	101-52200-211
24064431547	Invoi	FOOD	59.71	Open	Non	09/20	101-52200-211
24087571828	Invoi	DRINKING WATER	17.94	Open	Non	09/20	101-52200-211
25006111801	Invoi	FOOD	28.46	Open	Non	09/20	101-52200-211
26011321640	Invoi	BEVERAGES	36.98	Open	Non	09/20	101-52200-211
Total STONERIDGE LITTLE CHUTE LLC (4903):			373.14				

Invoice	Type	Description	Total Cost	Terms	1099	Period	GL Account
TIME WARNER CABLE (89)							
09/20 60505470190	Invoi	SEPTEMBER/OCTOBER SERVICE	159.75	Open	Non	09/20	101-51650-203
09/20 71538770109	Invoi	SEPTEMBER/OCTOBER SERVICE	550.00	Open	Non	09/20	101-53310-203
Total TIME WARNER CABLE (89):			709.75				
U.S. BANK (5015)							
09/20 59455565491	Invoi	LOG ME IN-GO TO MEETING	7.39	Open	Non	09/20	101-55200-208
09/20 59455565491	Invoi	LOG ME IN-GO TO MEETING	7.38	Open	Non	09/20	101-55300-208
09/20 59455565491	Invoi	CONCESSION STAND SODA	8.42	Open	Non	09/20	204-55420-211
09/20 59455565491	Invoi	JET SANITIZING SPRAYER	600.00	Open	Non	09/20	101-55460-225
09/20 59455565491	Invoi	CHARCOAL COUNTERTOP GRILL-VL PATIO	780.80	Open	Non	09/20	101-55200-216
09/20 59455565491	Invoi	LIFEGUARD CLASS FEE-3 STUDENTS	228.00	Open	Non	09/20	204-55420-213
09/20 59455565491	Invoi	POOL INTERNET	53.29	Open	Non	09/20	204-55420-203
09/20 59455565491	Invoi	WELL #1 INTERNET	53.28	Open	Non	09/20	620-53924-203
09/20 59455565491	Invoi	BACKGROUND CHECK	7.00	Open	Non	09/20	101-53310-213
09/20 59455565491	Invoi	COLLEGIATE BREAKAWAY BASKETBALL RIM	259.99	Open	Non	09/20	101-55300-218
09/20 59455565491	Invoi	POOL CONCESSION STAND SODA	22.00	Open	Non	09/20	204-55420-211
09/20 59455565491	Invoi	FIVE BASKETBALL NETS	40.00	Open	Non	09/20	101-55300-218
09/20 59455565491	Invoi	PIZZA & SODA FOR REC STAFF MEETING	38.91	Open	Non	09/20	101-55300-218
09/20 59455565491	Invoi	TWO THERMOMETERS FOR FLAG FOOTBALL	73.98	Open	Non	09/20	101-55300-213
09/20 59455565491	Invoi	THREE THERMOMETERS FOR JETS FOOTBALL	110.97	Open	Non	09/20	101-55460-213
09/20 59455565491	Invoi	EVENT BOOSTING FEE FOR DRIVE-IN MOVIE	5.00	Open	Non	09/20	101-55300-218
09/20 59455565491	Invoi	23 BACKGROUND CHECKS	168.00	Open	Non	09/20	101-55300-218
09/20 59455565491	Invoi	AIR LOCK VALVE #6	66.37	Open	Non	09/20	101-53330-225
09/20 59455565491	Invoi	SMALL EQUIPMENT FUEL	154.29	Open	Non	09/20	101-53330-217
09/20 59455565491	Invoi	SANDER	463.07	Open	Non	09/20	101-53330-218
09/20 59455565491	Invoi	COMPACT AIR NEEDLE SCALERS	229.51	Open	Non	09/20	630-53441-218
09/20 59455565491	Invoi	HYDRAULIC FLUID FOR STOCK	67.48	Open	Non	09/20	101-53330-218
09/20 59455565491	Invoi	HYDRAULIC FLUID #14	27.50	Open	Non	09/20	101-53330-225
09/20 59455565491	Invoi	JOB POST CIVIC ENGINEER	295.00	Open	Non	09/20	101-51415-208
09/20 59455565491	Invoi	USPS	26.35	Open	Non	09/20	340-60000-511
09/20 59455565491	Invoi	POSTAGE	6.82	Open	Non	09/20	101-51650-226
09/20 59455565491	Invoi	ADOBE	189.77	Open	Non	09/20	101-51420-208
09/20 59455565491	Invoi	COMBAT SPORTS MMA DUMMY	258.46	Open	Non	09/20	207-52120-218
09/20 59455565491	Invoi	GLOVES	253.00	Open	Non	09/20	207-52120-213
09/20 59455565491	Invoi	PARKING TICKET SUSPENSIONS	3.06	Open	Non	09/20	207-52120-204
09/20 59455565491	Invoi	TRANSUNION	50.00	Open	Non	09/20	207-52120-204
09/20 59455565491	Invoi	PARKING TICKET SUSPENSIONS	3.06	Open	Non	09/20	207-52120-204
09/20 59455565491	Invoi	SAFETY CONES FOR CROSSING GUARDS	108.80	Open	Non	09/20	101-52350-218
09/20 59455565491	Invoi	SAFETY LIGHTS FOR CROSSING GUARDS	214.80	Open	Non	09/20	101-52350-218
09/20 59455565491	Invoi	DISPOSABLE FACE MASKS	34.98	Open	Non	09/20	207-52120-213
09/20 59455565491	Invoi	RED FIRE HATS	466.48	Open	Non	09/20	101-52200-225
09/20 59455565491	Invoi	WALGREENS	3.15	Open	Non	09/20	101-52200-218
09/20 59455565491	Invoi	FACEBOOK	1.65	Open	Non	09/20	101-52200-207
Total U.S. BANK (5015):			5,388.01				
WARRANT PAYMENTS (4565)							
091520	Invoi	WARRANT- SHANE	1,000.00	Open	Non	09/20	207-21495
Total WARRANT PAYMENTS (4565):			1,000.00				
Grand Totals:			56,010.83				

Vendor number hash: 130405
Vendor number hash - split: 319848
Total number of invoices: 35
Total number of transactions: 80

Terms Description	Invoice Amount	Net Invoice Amount
Open Terms	56,010.83	56,010.83
Grand Totals:	56,010.83	56,010.83

Invoice	Type	Description	Total Cost	Terms	1099	Period	GL Account
2020 PARK SHELTER REFUNDS (5111)							
DOYLE 9/13/20	Invoi	SECURITY DEPOSIT REFUND	20.00	Open	Non	09/20	101-21235
HEESAKKER 9/12/	Invoi	SECURITY DEPOSIT REFUND	20.00	Open	Non	09/20	101-21235
VLIESHOUT 9/12/2	Invoi	SECURITY DEPOSIT REFUND	20.00	Open	Non	09/20	101-21235
VLIESHOUT 9/19/2	Invoi	SECURITY DEPOSIT REFUND	20.00	Open	Non	09/20	101-21235
Total 2020 PARK SHELTER REFUNDS (5111):			80.00				
2020 REFUNDS-MISCELLANEOUS (5094)							
BD165701-4	Invoi	OVERPAYMENT ON CITATION #BD165701-4	109.50	Open	Non	09/20	101-35101
Total 2020 REFUNDS-MISCELLANEOUS (5094):			109.50				
5 ALARM FIRE & SAFETY EQUIPMENT (4319)							
200110-1	Invoi	MSA MULTI-GAS DETECTOR	329.24	Open	Non	09/20	101-52200-221
Total 5 ALARM FIRE & SAFETY EQUIPMENT (4319):			329.24				
AMERICAN FIDELITY ASSURANCE (4885)							
2081028	Invoi	FLEX SPENDING SEPTEMBER	1,289.59	Open	Non	09/20	101-21368
Total AMERICAN FIDELITY ASSURANCE (4885):			1,289.59				
AT& T (409)							
92078873810963 0	Invoi	AUG/SEPT SERVICE	23.41	Open	Non	09/20	207-52120-203
92078873810963 0	Invoi	AUG/SEPT SERVICE	46.82	Open	Non	09/20	101-53310-203
92078873810963 0	Invoi	AUG/SEPT SERVICE	23.41	Open	Non	09/20	204-55420-203
92078873810963 0	Invoi	AUG/SEPT SERVICE	70.23	Open	Non	09/20	101-53310-203
92078873810963 0	Invoi	AUG/SEPT SERVICE	93.63	Open	Non	09/20	620-53924-203
Total AT& T (409):			257.50				
CITY OF KAUKAUNA (1488)							
5009	Invoi	FOX RIVER BOARD WALK MICHEL'S PAYMENT #1	425,557.25	Open	Non	09/20	420-57620-277
Total CITY OF KAUKAUNA (1488):			425,557.25				
CRESCENT ELECTRIC SUPPLY CO (3117)							
S508275885.001	Invoi	THERMAL UNIT	110.69	Open	Non	09/20	204-55420-242
S508275998.001	Invoi	STARTER FOR POOL EXHAUST FAN	334.21	Open	Non	09/20	204-55420-242
Total CRESCENT ELECTRIC SUPPLY CO (3117):			444.90				
DELTA DENTAL OF WISCONSIN (33)							
1504677	Invoi	OCTOBER DENTAL	4,615.92	Open	Non	09/20	101-21345
1504678	Invoi	OCTOBER DENTAL - WPPA	1,616.67	Open	Non	09/20	101-21345
VISION 10/20	Invoi	OCTOBER VISION	350.17	Open	Non	09/20	101-21366
Total DELTA DENTAL OF WISCONSIN (33):			6,582.76				
GERBER LEISURE PRODUCTS INC (3063)							
7129	Invoi	PLAYGROUND EQUIPMENT & POURED RUBBER S	90,000.00	Open	Non	09/20	420-57620-274
Total GERBER LEISURE PRODUCTS INC (3063):			90,000.00				
GUNDERSON CLEANERS (2731)							
08-100665	Invoi	UNIFORM CLEANING	11.80	Open	Non	09/20	207-52120-212

Invoice	Type	Description	Total Cost	Terms	1099	Period	GL Account
08-100790	Invoi	UNIFORM CLEANING	11.80	Open	Non	09/20	207-52120-212
Total GUNDERSON CLEANERS (2731):			23.60				
HAMMEN, MICHAEL (2704)							
092920	Invoi	JETS REF 9/29	135.00	Open	Non	09/20	101-55460-111
Total HAMMEN, MICHAEL (2704):			135.00				
HEART OF THE VALLEY (280)							
092220	Invoi	N CHERRYVALE AVE METERS	5,264.00	Open	Non	09/20	610-21110
Total HEART OF THE VALLEY (280):			5,264.00				
HELMS, ANTHONY (5139)							
092920	Invoi	JETS REF 09/29	135.00	Open	Non	09/20	101-55460-111
Total HELMS, ANTHONY (5139):			135.00				
JOOSTEN, BRIAN (2269)							
092920	Invoi	JETS REF 9/29	135.00	Open	Non	09/20	101-55460-111
Total JOOSTEN, BRIAN (2269):			135.00				
KAUKAUNA UTILITIES (234)							
SEPTEMBER 2020	Invoi	SAFETY CENTER	952.62	Open	Non	09/20	207-52120-249
SEPTEMBER 2020	Invoi	SAFETY CENTER	635.08	Open	Non	09/20	101-52250-249
SEPTEMBER 2020	Invoi	VILLAGE HALL PLAZA	16.24	Open	Non	09/20	101-51650-249
SEPTEMBER 2020	Invoi	VILLAGE HALL	1,260.22	Open	Non	09/20	101-51650-249
SEPTEMBER 2020	Invoi	CIVIC CENTER	1,602.90	Open	Non	09/20	206-55110-249
SEPTEMBER 2020	Invoi	MUNICIPAL POOL	1,764.04	Open	Non	09/20	204-55420-249
SEPTEMBER 2020	Invoi	BALLFIELD DPI/SHED LIGHTS	103.96	Open	Non	09/20	101-55200-249
SEPTEMBER 2020	Invoi	DOYLE PARK STAGE	114.83	Open	Non	09/20	101-55200-249
SEPTEMBER 2020	Invoi	DOYLE PARK BALLFIELD DP2 LIGHT	86.17	Open	Non	09/20	101-55200-249
SEPTEMBER 2020	Invoi	HEESAKKER PARK TRAIL	29.30	Open	Non	09/20	101-55200-249
SEPTEMBER 2020	Invoi	HERITAGE PARK	22.87	Open	Non	09/20	101-55200-249
SEPTEMBER 2020	Invoi	LEGION PARK RESTROOMS	139.76	Open	Non	09/20	101-55200-249
SEPTEMBER 2020	Invoi	VAN LIESHOUT PARK	87.70	Open	Non	09/20	101-55200-249
SEPTEMBER 2020	Invoi	VAN LIESHOUT BALLFIELD	179.79	Open	Non	09/20	101-55200-249
SEPTEMBER 2020	Invoi	VAN LIESHOUT PK SECURITY LT	63.42	Open	Non	09/20	101-55200-249
SEPTEMBER 2020	Invoi	LINCOLN AVE E HEESAKKER PARK	81.48	Open	Non	09/20	101-55200-249
SEPTEMBER 2020	Invoi	PUMP STATION JEFFERSON ST	1,263.00	Open	Non	09/20	620-53624-249
SEPTEMBER 2020	Invoi	#4 WELL EVERGREEN DR	5,892.67	Open	Non	09/20	620-53624-249
SEPTEMBER 2020	Invoi	#3 WELL WASHINGTON ST	3,477.16	Open	Non	09/20	620-53624-249
SEPTEMBER 2020	Invoi	STEPHEN ST TOWER/LIGHTING	221.50	Open	Non	09/20	620-53624-249
SEPTEMBER 2020	Invoi	CANAL BRIDGE - NORTH SIDE	19.01	Open	Non	09/20	101-53300-249
SEPTEMBER 2020	Invoi	CANAL BRIDGE - SOUTH SIDE	30.01	Open	Non	09/20	101-53300-249
SEPTEMBER 2020	Invoi	SECURITY LIGHT	13.46	Open	Non	09/20	101-53300-249
SEPTEMBER 2020	Invoi	SIGNALS/GRAND & MAIN	47.04	Open	Non	09/20	101-53300-249
SEPTEMBER 2020	Invoi	COMMUNITY BRIDGE LIGHTING	177.82	Open	Non	09/20	101-53300-249
SEPTEMBER 2020	Invoi	SIGNALS/MAIN & MADISON	42.26	Open	Non	09/20	101-53300-249
SEPTEMBER 2020	Invoi	STREET LIGHTING	9,426.46	Open	Non	09/20	101-53300-249
SEPTEMBER 2020	Invoi	SIGNALS/NORTH & BUCHANAN	35.39	Open	Non	09/20	101-53300-249
SEPTEMBER 2020	Invoi	PATRIOT DR FLAG POLE	32.41	Open	Non	09/20	101-53300-249
SEPTEMBER 2020	Invoi	SIGNALS/NE CORNER N & ELM	81.48	Open	Non	09/20	101-53300-249
SEPTEMBER 2020	Invoi	STEPHEN ST SIGN	16.24	Open	Non	09/20	101-53300-249
SEPTEMBER 2020	Invoi	1401 E ELM DR	1,166.38	Open	Non	09/20	101-53310-249

Invoice	Type	Description	Total Cost	Terms	1099	Period	GL Account
SEPTEMBER 2020	Invoi	721 W ELM	135.11	Open	Non	09/20	208-52900-249
SEPTEMBER 2020	Invoi	DOYLE PARK WELL	3,803.74	Open	Non	09/20	620-53624-249
SEPTEMBER 2020	Invoi	1800 STEPHEN ST STORM	388.15	Open	Non	09/20	630-53441-249
Total KAUKAUNA UTILITIES (234):			33,409.67				
KWIK TRIP INC (2365)							
AUG 2020 286768	Invoi	AUG FUEL FOR SQUADS	2,362.20	Open	Non	09/20	207-52120-247
Total KWIK TRIP INC (2365):			2,362.20				
LANDSCAPE CONSTRUCTION SYSTEMS LLC (4965)							
1468	Invoi	FERTILIZE LITTLE CHUTE PARKS	3,191.00	Open	Non	09/20	101-55200-204
1468	Invoi	WEED CONTROL APPLICATION @ MSB	585.00	Open	Non	09/20	101-53310-243
Total LANDSCAPE CONSTRUCTION SYSTEMS LLC (4965):			3,776.00				
LEE RECREATION LLC (1227)							
13024-20	Invoi	INSTALL ENTRY HIP SHADE STRUCTURE	3,000.00	Open	Non	09/20	101-55200-216
Total LEE RECREATION LLC (1227):			3,000.00				
LINKEDIN CORPORATION (5136)							
10111015526	Invoi	LINKEDIN ANNUAL CONTRACT	4,500.00	Open	Non	09/20	206-55110-204
Total LINKEDIN CORPORATION (5136):			4,500.00				
MARSHALL FLORIST LLC (5138)							
472493A	Invoi	FRUIT BASKET-VAN DEURZEN	47.00	Open	Non	09/20	101-52200-219
472494A	Invoi	FRUIT BASKET-EVERS	47.00	Open	Non	09/20	101-52200-219
472495A	Invoi	FRUIT BASKET-NECHODOM	47.00	Open	Non	09/20	101-52200-219
Total MARSHALL FLORIST LLC (5138):			141.00				
MENARDS - APPLETON EAST (319)							
90516	Invoi	CONCRETE MIX	107.52	Open	Non	09/20	101-55200-216
90554	Invoi	CONCRETE MIX	139.20	Open	Non	09/20	101-55200-216
CM90560	Invoi	RETURNED MERCHANDISE	107.52	Open	Non	09/20	101-55200-216
Total MENARDS - APPLETON EAST (319):			139.20				
NELSON, LYLE (4495)							
092920	Invoi	JETS REF 9/29	135.00	Open	Non	09/20	101-55460-111
Total NELSON, LYLE (4495):			135.00				
PRIMADATA LLC (4671)							
OCTOBER 2020	Invoi	OCTOBER POSTCARD POSTAGE	250.00	Open	Non	09/20	201-53620-226
OCTOBER 2020	Invoi	OCTOBER POSTCARD POSTAGE	250.00	Open	Non	09/20	610-53613-226
OCTOBER 2020	Invoi	OCTOBER POSTCARD POSTAGE	250.00	Open	Non	09/20	620-53904-226
OCTOBER 2020	Invoi	OCTOBER POSTCARD POSTAGE	250.00	Open	Non	09/20	630-53443-226
Total PRIMADATA LLC (4671):			1,000.00				
STAPLES ADVANTAGE (3472)							
3456068673	Invoi	COPY PAPER & PARCHMENT PAPER	100.96	Open	Non	09/20	207-52120-206

Invoice	Type	Description	Total Cost	Terms	1099	Period	GL Account
Total STAPLES ADVANTAGE (3472):			100.96				
SUN LIFE FINANCIAL (4312)							
232004-OCT 2020	Invoi	OCT STD	259.85	Open	Non	09/20	101-21365
Total SUN LIFE FINANCIAL (4312):			259.85				
TANYA R CPR LLC (4924)							
246	Invoi	HOME ALONE BABYSITTING CPR COURSE	720.00	Open	Non	09/20	208-52900-204
Total TANYA R CPR LLC (4924):			720.00				
TAPCO (967)							
I677780	Invoi	YELLOW TRAFFIC LIGHT	150.99	Open	Non	09/20	101-53300-218
Total TAPCO (967):			150.99				
TIME WARNER CABLE (89)							
09/20 66256890150	Invoi	SEPTEMBER/OCTOBER SERVICE	12.36	Open	Non	09/20	101-52200-208
Total TIME WARNER CABLE (89):			12.36				
WE ENERGIES (2788)							
4494800612 09/20	Invoi	721 W ELM DR	9.68	Open	Non	09/20	208-52900-249
4494800612 09/20	Invoi	1401 E ELM DR	63.47	Open	Non	09/20	101-53310-249
4494800612 09/20	Invoi	CROSSWINDS LED STREET LIGHTS	123.04	Open	Non	09/20	101-53300-249
4494800612 09/20	Invoi	108 W MAIN ST	115.46	Open	Non	09/20	101-51650-249
4494800612 09/20	Invoi	STREET LIGHTS	1,057.51	Open	Non	09/20	101-53300-249
4494800612 09/20	Invoi	LC WELL #4 PUMPHOUSE (625 E EVERGREEN)	10.58	Open	Non	09/20	620-53624-249
4494800612 09/20	Invoi	CIVIC CENTER (630 MONROE ST)	97.83	Open	Non	09/20	206-55110-249
4494800612 09/20	Invoi	PLANT #2 (1118 JEFFERSON ST)	9.24	Open	Non	09/20	620-53624-249
4494800612 09/20	Invoi	PLANT #1 (100 WILSON ST)	122.50	Open	Non	09/20	620-53624-249
4494800612 09/20	Invoi	920 WASHINGTON ST	9.78	Open	Non	09/20	620-53624-249
4494800612 09/20	Invoi	200 E MCKINLEY ST-FIRE DEPT	16.96	Open	Non	09/20	101-52250-249
4494800612 09/20	Invoi	200 E MCKINLEY ST FVMPD	25.43	Open	Non	09/20	207-52120-249
4494800612 09/20	Invoi	DOYLE POOL	854.08	Open	Non	09/20	204-55420-249
Total WE ENERGIES (2788):			2,515.56				
WI DNR-ENVIRONMENTAL FEES (27)							
445017540-2020-1	Invoi	SOLID WASTE LICENSE #11498	242.00	Open	Non	09/20	201-53620-249
Total WI DNR-ENVIRONMENTAL FEES (27):			242.00				
Grand Totals:			582,808.13				

Report GL Period Summary

Vendor number hash: 117932
 Vendor number hash - split: 179958
 Total number of invoices: 41
 Total number of transactions: 95

Terms Description	Invoice Amount	Net Invoice Amount
Open Terms	582,808.13	582,808.13
Grand Totals:	582,808.13	582,808.13

Invoice	Type	Description	Total Cost	Terms	1099	Period	GL Account
2020 PARK SHELTER REFUNDS (5111)							
CFEST 8/22	Invoi	SECURITY DEPOSIT REFUND	25.00	Open	Non	09/20	101-21235
HEESAKKER 09/22	Invoi	SECURITY DEPOSIT REFUND	20.00	Open	Non	09/20	101-21235
Total 2020 PARK SHELTER REFUNDS (5111):			45.00				
2020 REC PROGRAM REFUNDS (5106)							
091820	Invoi	REFUND WINE WALK	30.00	Open	Non	09/20	101-34413
091820-1	Invoi	REFUND WINE WALK	30.00	Open	Non	09/20	101-34413
091820-10	Invoi	REFUND WINE WALK	60.00	Open	Non	09/20	101-34413
091820-11	Invoi	REFUND WINE WALK	60.00	Open	Non	09/20	101-34413
091820-2	Invoi	REFUND WINE WALK	30.00	Open	Non	09/20	101-34413
091820-3	Invoi	REFUND WINE WALK	60.00	Open	Non	09/20	101-34413
091820-4	Invoi	REFUND WINE WALK	30.00	Open	Non	09/20	101-34413
091820-5	Invoi	REFUND WINE WALK	30.00	Open	Non	09/20	101-34413
091820-6	Invoi	REFUND WINE WALK	60.00	Open	Non	09/20	101-34413
091820-7	Invoi	REFUND WINE WALK	30.00	Open	Non	09/20	101-34413
091820-8	Invoi	REFUND WINE WALK	30.00	Open	Non	09/20	101-34413
091820-9	Invoi	REFUND WINE WALK	30.00	Open	Non	09/20	101-34413
092320	Invoi	REFUND WINE WALK	30.00	Open	Non	09/20	101-34413
092320-1	Invoi	REFUND WINE WALK	30.00	Open	Non	09/20	101-34413
092320-10	Invoi	REFUND WINE WALK	60.00	Open	Non	09/20	101-34413
092320-11	Invoi	REFUND WINE WALK	30.00	Open	Non	09/20	101-34413
092320-12	Invoi	REFUND WINE WALK	30.00	Open	Non	09/20	101-34413
092320-2	Invoi	REFUND WINE WALK	90.00	Open	Non	09/20	101-34413
092320-3	Invoi	REFUND WINE WALK	30.00	Open	Non	09/20	101-34413
092320-4	Invoi	REFUND WINE WALK	60.00	Open	Non	09/20	101-34413
092320-5	Invoi	REFUND WINE WALK	30.00	Open	Non	09/20	101-34413
092320-6	Invoi	REFUND WINE WALK	30.00	Open	Non	09/20	101-34413
092320-7	Invoi	REFUND WINE WALK	150.00	Open	Non	09/20	101-34413
092320-8	Invoi	REFUND WINE WALK	120.00	Open	Non	09/20	101-34413
092320-9	Invoi	REFUND WINE WALK	30.00	Open	Non	09/20	101-34413
Total 2020 REC PROGRAM REFUNDS (5106):			1,200.00				
AT&T (4444)							
304697422 09/20	Invoi	WELL #1 INTERNET	112.35	Open	Non	09/20	620-53924-203
Total AT&T (4444):			112.35				
AT&T LONG DISTANCE (2751)							
09/20 845626857	Invoi	AUG/SEPT CHARGES	254.72	Open	Non	09/20	620-53924-203
09/20 845626857	Invoi	AUG/SEPT CHARGES	68.88	Open	Non	09/20	207-52120-203
09/20 845626857	Invoi	AUG/SEPT CHARGES	16.26	Open	Non	09/20	101-51650-203
Total AT&T LONG DISTANCE (2751):			339.86				
AUTOMOTIVE SUPPLY (121)							
60882082	Invoi	AIR HOSE FOR SHOP	45.92	Open	Non	09/20	101-53330-218
Total AUTOMOTIVE SUPPLY (121):			45.92				
CELLCOM (4683)							
783100	Invoi	ENGINEERING PHONE CHARGES	126.60	Open	Non	09/20	452-57331-203
783100	Invoi	DPW PHONE CHARGES	252.57	Open	Non	09/20	101-53310-203
783100	Invoi	PARKS PHONE CHARGES	42.54	Open	Non	09/20	101-55200-203
783100	Invoi	REC PHONE CHARGES	80.96	Open	Non	09/20	101-55300-203

Invoice	Type	Description	Total Cost	Terms	1099	Period	GL Account
783100	Invoi	FACILITIES PHONE CHARGES	36.19	Open	Non	09/20	101-51650-203
783100	Invoi	INSPECTOR PHONE CHARGES	36.19	Open	Non	09/20	101-52050-203
783100	Invoi	COMMUNITY DEVELOPER CHARGES	36.19	Open	Non	09/20	101-51530-208
810834	Invoi	FVMPD CELL - SEPTEMBER	1,593.52	Open	Non	09/20	207-52120-203
Total CELLCOM (4683):			2,204.76				
DUMAS, DON (4627)							
100620	Invoi	JETS REF 10/06	135.00	Open	Non	09/20	101-55460-111
Total DUMAS, DON (4627):			135.00				
EVANS TITLE (1203)							
925-650260349	Invoi	OWNER'S POLICY/N EVERGREEN POND HOMES	744.00	Open	Non	09/20	414-57400-204
Total EVANS TITLE (1203):			744.00				
GRAINGER (2338)							
9646474669	Invoi	PAPER PRODUCTS	307.50	Open	Non	09/20	620-53644-218
Total GRAINGER (2338):			307.50				
HAMMEN, MICHAEL (2704)							
100620	Invoi	JETS REF 10/06	135.00	Open	Non	09/20	101-55460-111
Total HAMMEN, MICHAEL (2704):			135.00				
JOOSTEN, BRIAN (2269)							
100620	Invoi	JETS REF 10/06	135.00	Open	Non	09/20	101-55460-111
Total JOOSTEN, BRIAN (2269):			135.00				
KERBERROSE SC (2740)							
221222	Invoi	FINAL BILLING FOR TIDS 4 & 5 AUDITS	1,200.00	Open	Non	09/20	415-57500-262
221222	Invoi	FINAL BILLING FOR TIDS 4 & 5 AUDITS	1,200.00	Open	Non	09/20	414-57400-262
Total KERBERROSE SC (2740):			2,400.00				
KLINK HYDRAULICS LLC (5005)							
11484	Invoi	AIR BRAKE HOSE #6	30.82	Open	Non	09/20	101-53330-225
11484	Invoi	BRASS SHORT SHANK #81	44.35	Open	Non	09/20	101-53330-225
Total KLINK HYDRAULICS LLC (5005):			75.17				
MARCO TECHNOLOGIES LLC (3100)							
7975273	Invoi	SECURITY CHECK ON PHONE SYSTEM	112.50	Open	Non	09/20	101-51650-203
Total MARCO TECHNOLOGIES LLC (3100):			112.50				
MATTHEWS TIRE & SERVICE CENTER (768)							
260804	Invoi	FLAT REPAIR-SQUAD #92	33.67	Open	Non	09/20	207-52120-247
Total MATTHEWS TIRE & SERVICE CENTER (768):			33.67				
MCMAHON ASSOCIATES INC (276)							
919201	Invoi	NORTH ESTATES SUBDIVISION	4,629.00	Open	Non	09/20	416-57600-261
919692	Invoi	NORTH ESTATES SUBDIVISION	1,476.90	Open	Non	09/20	416-57600-261

Invoice	Type	Description	Total Cost	Terms	1099	Period	GL Account
Total MCMAHON ASSOCIATES INC (276):			6,105.90				
MCO (2254)							
26232	Invoi	OCTOBER 2020 OPERATIONS	26,517.58	Open	Non	09/20	620-53644-115
26232	Invoi	OCTOBER 2020 HEALTH & LIABILITY INS	5,155.08	Open	Non	09/20	620-53644-115
Total MCO (2254):			31,672.66				
MODERN DAIRY INC (268)							
278221	Invoi	POOL CONCESSION ITEMS	91.96	Open	Non	09/20	204-55420-211
278423	Invoi	POOL CONCESSION ITEMS	93.86	Open	Non	09/20	204-55420-211
278640	Invoi	POOL CONCESSION ITEMS	150.62	Open	Non	09/20	204-55420-211
Total MODERN DAIRY INC (268):			336.44				
NASSCO INC (4886)							
S2633575.001	Invoi	HAND CLEANER FOR SHOP	225.92	Open	Non	09/20	101-53330-218
Total NASSCO INC (4886):			225.92				
NELSON, LYLE (4495)							
100620	Invoi	JETS REF 10/06	135.00	Open	Non	09/20	101-55460-111
Total NELSON, LYLE (4495):			135.00				
NORTHWOODS (562)							
277826	Invoi	RADIATOR CLEANER FOR SHOP	68.52	Open	Non	09/20	101-53330-218
Total NORTHWOODS (562):			68.52				
OTIS ELEVATOR (293)							
100400100578	Invoi	SAFETY CENTER 2020-2021 CONTRACT	723.24	Open	Non	09/20	207-52120-243
100400100580	Invoi	VILLAGE HALL 2020-2021 CONTRACT	765.00	Open	Non	09/20	101-51650-243
Total OTIS ELEVATOR (293):			1,488.24				
POSTAL EXPRESS & MORE LLC (5093)							
206211	Invoi	POSTAGE-WATER TESTS	15.75	Open	Non	09/20	620-53644-204
206258	Invoi	POSTAGE-WATER TESTS	13.26	Open	Non	09/20	620-53644-204
206464	Invoi	POSTAGE-WATER TESTS	16.75	Open	Non	09/20	620-53644-204
Total POSTAL EXPRESS & MORE LLC (5093):			45.76				
PSYCHOLOGIE CLINIQUE SC (4440)							
091020	Invoi	PSYCHOLOGICAL EVALUATION	525.00	Open	Non	09/20	207-52120-225
Total PSYCHOLOGIE CLINIQUE SC (4440):			525.00				
STAPLES ADVANTAGE (3472)							
3456461916	Invoi	CERTIFICATE PAPER	14.89	Open	Non	09/20	207-52120-206
3456461917	Invoi	ELECTRIC STAPLER	43.47	Open	Non	09/20	207-52120-206
Total STAPLES ADVANTAGE (3472):			58.36				
TEAM SPORTING GOODS (1130)							
AAF016806	Invoi	HELMET DECALS	48.37	Open	Non	09/20	101-55460-225

Invoice	Type	Description	Total Cost	Terms	1099	Period	GL Account
AAF016896	Invoi	MOUTHGUARDS	24.00	Open	Non	09/20	101-55460-213
AAF017232	Invoi	JETS GAME FOOTBALLS	252.40	Open	Non	09/20	101-55460-225
Total TEAM SPORTING GOODS (1130):			324.77				
TIME WARNER CABLE (89)							
09/20 60703290180	Invoi	SEPTEMBER/OCTOBER SERVICE	106.16	Open	Non	09/20	620-53924-203
09/20 70590040100	Invoi	SEPTEMBER/OCTOBER SERVICE	62.60	Open	Non	09/20	101-52200-203
09/20 71406480150	Invoi	SEPTEMBER/OCTOBER SERVICE	147.59	Open	Non	09/20	207-52120-203
Total TIME WARNER CABLE (89):			316.35				
TRILLIANT FOOD AND NUTRITION (3180)							
093020	Invoi	LAND ACQUISITION	1.00	Open	Non	09/20	416-57600-300
Total TRILLIANT FOOD AND NUTRITION (3180):			1.00				
UNIFIRST CORPORATION (4403)							
0970316673	Invoi	SHIRTS/PANTS	4.51	Open	Non	09/20	101-53330-213
0970316673	Invoi	LAUNDRY BAGS/WIPERS	15.50	Open	Non	09/20	101-53330-218
Total UNIFIRST CORPORATION (4403):			20.01				
VERIZON WIRELESS (3606)							
9862824602	Invoi	AUGUST/SEPTEMBER SERVICE	64.22	Open	Non	09/20	620-53924-203
Total VERIZON WIRELESS (3606):			64.22				
VILLAGE OF LITTLE CHUTE (1404)							
SEPTEMBER 2020	Invoi	3609 FREEDOM RD-WATER/SEWER	8.25	Open	Non	09/20	630-53441-249
SEPTEMBER 2020	Invoi	721 W ELM	13.07	Open	Non	09/20	208-52900-249
SEPTEMBER 2020	Invoi	1401 E ELM DR	852.71	Open	Non	09/20	101-53310-249
SEPTEMBER 2020	Invoi	206 KAREN DR	8.25	Open	Non	09/20	416-57600-249
SEPTEMBER 2020	Invoi	200 KAREN DR	8.25	Open	Non	09/20	416-57600-249
SEPTEMBER 2020	Invoi	#3 WELL WASHINGTON ST	15.68	Open	Non	09/20	620-53624-249
SEPTEMBER 2020	Invoi	DOYLE PARK WELL #1	17.49	Open	Non	09/20	620-53624-249
SEPTEMBER 2020	Invoi	PUMP STATION JEFFERSON ST	32.69	Open	Non	09/20	620-53624-249
SEPTEMBER 2020	Invoi	DOYLE PARK POOL	1,496.96	Open	Non	09/20	204-55420-249
SEPTEMBER 2020	Invoi	DOYLE PARK POOL/RESTROOMS	342.30	Open	Non	09/20	101-55200-249
SEPTEMBER 2020	Invoi	DOYLE PARK POOL/RESTROOMS	342.29	Open	Non	09/20	204-55420-249
SEPTEMBER 2020	Invoi	DOYLE SHELTER	25.17	Open	Non	09/20	101-55200-249
SEPTEMBER 2020	Invoi	HEESAKKER PARK RESTROOM	74.45	Open	Non	09/20	101-55200-249
SEPTEMBER 2020	Invoi	HEESAKKER PARK-BUBBLER	10.97	Open	Non	09/20	101-55200-249
SEPTEMBER 2020	Invoi	VAN LIESHOUT PARK CONCESSION	10.97	Open	Non	09/20	101-55200-249
SEPTEMBER 2020	Invoi	VAN LIESHOUT PARK	871.86	Open	Non	09/20	101-55200-249
SEPTEMBER 2020	Invoi	LEGION PARK RESTROOMS	493.61	Open	Non	09/20	101-55200-249
SEPTEMBER 2020	Invoi	LEGION PARK SPRINKLER	419.86	Open	Non	09/20	101-55200-249
SEPTEMBER 2020	Invoi	HERITAGE PARK	167.12	Open	Non	09/20	101-55200-249
SEPTEMBER 2020	Invoi	DOYLE PARK DPI RESTROOMS	83.02	Open	Non	09/20	101-55200-249
SEPTEMBER 2020	Invoi	CIVIC CENTER	289.88	Open	Non	09/20	206-55110-249
SEPTEMBER 2020	Invoi	VILLAGE HALL	134.94	Open	Non	09/20	101-51650-249
SEPTEMBER 2020	Invoi	GB & MISS CANAL CO	4.95	Open	Non	09/20	101-51780-249
SEPTEMBER 2020	Invoi	SAFETY CENTER	81.74	Open	Non	09/20	101-52250-249
SEPTEMBER 2020	Invoi	SAFETY CENTER	326.97	Open	Non	09/20	207-52120-249
Total VILLAGE OF LITTLE CHUTE (1404):			6,133.45				

Invoice	Type	Description	Total Cost	Terms	1099	Period	GL Account
VON BRIESEN & ROPER S.C. (4686)							
332121	Invoi	GENERAL LABOR	776.65	Open	Atto	09/20	207-52120-262
332133	Invoi	GENERAL LABOR	85.50	Open	Atto	09/20	101-51110-262
Total VON BRIESEN & ROPER S.C. (4686):			862.15				
ZIEMANN COUNSELING & WELLNESS (5128)							
101	Invoi	PROFESSIONAL SERVICES	200.00	Open	Non	09/20	207-52120-225
Total ZIEMANN COUNSELING & WELLNESS (5128):			200.00				
Grand Totals:			56,609.48				

Report GL Period Summary

Vendor number hash: 250860
Vendor number hash - split: 332558
Total number of invoices: 71
Total number of transactions: 107

Terms Description	Invoice Amount	Net Invoice Amount
Open Terms	56,609.48	56,609.48
Grand Totals:	56,609.48	56,609.48

Report Criteria:

Invoice Detail.Voided = {=} FALSE

Invoice	Description	Total Cost	Period	GL Account
AIRGAS USA LLC				
9105075392	OXYGEN	98.62	09/20	207-52120-213
Total AIRGAS USA LLC:		98.62		
AMPLITEL TECHNOLOGIES				
16441	REPAIRED KENT'S LAPTOP	52.15	10/20	404-57190-204
16459	MICROSOFT OFFICE 365-OCTOBER	440.40	10/20	404-57190-208
16462	MONTHLY DATTO BACK-UP SERVICES 10/20	325.00	10/20	404-57190-204
16473	MONTHLY ANTI-VIRUS SERVICE-OCTOBER	210.00	10/20	404-57190-204
Total AMPLITEL TECHNOLOGIES:		1,027.55		
ASSOCIATED APPRAISAL CONSULTANTS				
150617	PROFESSIONAL SERVICES-OCTOBER	1,975.00	10/20	101-51530-204
Total ASSOCIATED APPRAISAL CONSULTANTS:		1,975.00		
AUTOMATED COMFORT CONTROLS				
27339	REPLACED CRANK CASE HEATERS IN BOARD R	232.44	09/20	101-51650-245
27340	MATERIALS USED DURING MAINTENANCE	271.51	09/20	101-51650-243
27341	MATERIALS USED DURING MAINTENANCE	58.20	09/20	207-52120-243
27341	MATERIALS USED DURING MAINTENANCE	58.20	09/20	101-52250-243
Total AUTOMATED COMFORT CONTROLS:		620.35		
AUTOMOTIVE SUPPLY CO				
60883235	AIR FILTERS FOR STOCK	76.20	09/20	101-53330-225
60883728	OIL FILTER FOR STOCK	34.83	09/20	101-53330-218
Total AUTOMOTIVE SUPPLY CO:		111.03		
BROCKMAN, LUKE				
083120	AUGUST CLEAN UP	30.00	09/20	101-52200-111
Total BROCKMAN, LUKE:		30.00		
DISTRICT 2, INC.				
2965	FIRE COATS & PANTS	12,176.98	09/20	101-52200-302
Total DISTRICT 2, INC.:		12,176.98		
DOCUMENT SALES AND DISTRIBUTION				
20-002555	BUILDING PERMIT SEALS	334.55	09/20	101-52050-218
Total DOCUMENT SALES AND DISTRIBUTION:		334.55		
DOERING, LINDA				
100120-1	CIVIC CENTER ROOM REFUND	100.00	10/20	206-38211
Total DOERING, LINDA:		100.00		
DONALD HIETPAS & SONS INC.				
090420	REPLACED VALVE @ 617 VIOLET LANE	2,806.53	09/20	620-53644-251

Invoice	Description	Total Cost	Period	GL Account
2020001-3	2020 UTILITY CONSTRUCTION-HOMEWOOD CT	12,905.75	09/20	630-51016-263
2020001-3	2020 UTILITY CONSTRUCTION-CAROL LYNN	2,525.10	09/20	610-51019-263
2020001-3	2020 UTILITY CONSTRUCTION-CAROL LYNN	125,967.71	09/20	630-51019-263
2020001-3	2020 UTILITY CONSTRUCTION-CAROL LYNN	845.51	09/20	620-51019-263
Total DONALD HIETPAS & SONS INC.:		145,050.60		
DORNER COMPANY				
154179	FLOWSEAL BUTTERFLY VALVES	15,283.75	09/20	620-53634-255
Total DORNER COMPANY:		15,283.75		
EVERGREEN POWER LLC				
8142	EDGER BLADE	4.53	09/20	101-55200-218
8142	CHAIN OIL	13.99	09/20	101-55440-218
Total EVERGREEN POWER LLC:		18.52		
EZ GLIDE GARAGE DOORS				
168478	SERVICE CALL TO REPAIR DOOR @ MSB	326.60	09/20	101-53310-204
Total EZ GLIDE GARAGE DOORS:		326.60		
FARRELL EQUIPMENT & SUPPLY CO INC				
1130298	VERTICAL PATCH FOR STORM REPAIR	539.80	09/20	630-53442-251
1130831	MESH FLAG WITH STICK	29.94	09/20	101-53300-218
Total FARRELL EQUIPMENT & SUPPLY CO INC:		569.74		
FERGUSON WATERWORKS LLC #1476				
313301	HYDRANT PAINTING	14,375.00	09/20	620-53644-254
Total FERGUSON WATERWORKS LLC #1476:		14,375.00		
FOX, KAITLYN				
092920-3	REFUND WORK PERMIT FEE	10.00	09/20	204-55420-218
Total FOX, KAITLYN:		10.00		
GRIESBACH READY-MIX LLC				
5312	CONCRETE-ELM & MAPLEWOOD DR	317.25	09/20	101-53300-215
5312	CONCRETE-ELM & MAPLEWOOD DR	105.75	09/20	630-53442-216
Total GRIESBACH READY-MIX LLC:		423.00		
HAMMEN, SOFIE				
092920-1	REFUND WORK PERMIT FEE	10.00	09/20	204-55420-218
Total HAMMEN, SOFIE:		10.00		
HEART OF THE VALLEY				
100220MP	SEPTEMBER HOV METER PAYABLE	23,695.00	09/20	610-21110
Total HEART OF THE VALLEY:		23,695.00		
HEARTLAND BUSINESS SYSTEMS				
400804-H	AUGUST BILL PRINT QNTY 3997	139.90	09/20	201-53620-206

Invoice	Description	Total Cost	Period	GL Account
400804-H	AUGUST BILL PRINT QNTY 3997	139.90	09/20	610-53614-206
400804-H	AUGUST BILL PRINT QNTY 3997	139.90	09/20	620-53904-206
400804-H	AUGUST BILL PRINT QNTY 3997	139.88	09/20	630-53443-206
400804-H	SEPTEMBER BILL PRINT QNTY 3979	139.27	09/20	201-53620-206
400804-H	SEPTEMBER BILL PRINT QNTY 3979	139.27	09/20	610-53614-206
400804-H	SEPTEMBER BILL PRINT QNTY 3979	139.27	09/20	620-53904-206
400804-H	SEPTEMBER BILL PRINT QNTY 3979	139.25	09/20	630-53443-206
Total HEARTLAND BUSINESS SYSTEMS:		1,116.64		
HEITING, MARY				
100120-2	CIVIC CENTER ROOM REFUND	100.00	10/20	206-38211
Total HEITING, MARY:		100.00		
HIETPAS, CAROL				
100120	CIVIC CENTER ROOM REFUND	100.00	10/20	206-38211
Total HIETPAS, CAROL:		100.00		
K.R. WEST COMPANY INC.				
383223	O-RINGS FOR HYDRAULIC FITTINGS #43	39.50	09/20	101-53330-225
Total K.R. WEST COMPANY INC.:		39.50		
KERRY'S VROOM SERVICE INC				
9430	OIL & FILTER CHANGE - UNIT#95	43.47	09/20	207-52120-247
9432	REAR BRAKES & ROTORS-SQUAD 92	408.73	09/20	207-52120-247
Total KERRY'S VROOM SERVICE INC:		452.20		
KITTEL, DAVID				
09/20 REIMBURSE	REIMBURSE FOR WEBINAR	60.00	09/20	101-51530-201
Total KITTEL, DAVID:		60.00		
KRAMER AND RIDGE CO				
195731	OIL FILTER #98	12.00	09/20	101-53330-225
195731	OIL FILTER FOR STOCK	12.00	09/20	101-53330-218
Total KRAMER AND RIDGE CO:		24.00		
LINDNER ACE HARDWARE LITTLE CHUTE				
265719-325001	GORILLA GLUE	4.79	09/20	101-53330-221
265720-325001	INSECT KILLER AND CABLE TIES	36.95	09/20	101-55200-218
265746-325001	WIRE ROPE CLIP #81	8.34	09/20	101-53330-225
265755-325001	PLUMBING PART	2.78	09/20	101-55200-218
265769-325001	PLUMBING PART	2.78	09/20	101-55200-218
265784-325001	CONCRETE MIX	38.36	09/20	101-55200-216
265784-325001	SAWZAL BLADE	27.97	09/20	101-55200-242
265789-325001	SOCKET SET	79.99	09/20	101-55200-218
265801-312001	PLASTIC CLAMPS	2.79	09/20	101-52200-218
265809-312001	DOUBLE SIDED TAPE	4.59	09/20	101-52200-218
265869-325001	PROPANE	7.98	09/20	204-55420-218
265877-312001	UPS SHIPPING	13.91	09/20	101-52200-218
265994-312001	HEX KEY SET	47.98	09/20	101-52200-218
266021-333011	FAUCET FOR BATHROOM	20.99	09/20	207-52120-242

Invoice	Description	Total Cost	Period	GL Account
266077-325001	FASTENERS #46	1.90	09/20	101-53330-225
266108-312001	VELCRO TAPE	13.98	09/20	101-52200-218
266109-325001	PAINT BRUSH & SCRUBBER	8.58	09/20	101-51650-242
266129-325001	PAINTBRUSHES	5.57	09/20	630-53441-253
266131-325001	CABLE TIES	47.97	09/20	101-55200-218
266132-333011	SPACKLE AND PUTTY KNIFE	7.98	09/20	207-52120-218
266153-325003	SCREWDRIVER SET	24.99	09/20	620-53604-221
266164-325001	PAINT BRUSH	6.59	09/20	630-53441-253
266164-325001	CALCULATOR BATTERY	2.79	09/20	101-53330-218
266170-312001	CLEANING SUPPLIES	10.97	09/20	101-52200-218
Total LINDNER ACE HARDWARE LITTLE CHUTE:		431.52		
LLOYD, MICHAEL				
09/20 REIMBURSE	REIMBURSE FOR FOOD PURCHASE	39.68	09/20	101-52200-211
Total LLOYD, MICHAEL:		39.68		
MARCO INC				
27840484	MONTHLY COPIER LEASE-1493357-SEPTEMBER 2	300.93	09/20	207-52120-207
Total MARCO INC:		300.93		
MATTHEWS TIRE				
261519	4 NEW TIRES ON SQUAD #191	759.95	09/20	207-52120-247
Total MATTHEWS TIRE:		759.95		
MCC INC				
2019001-3	2019 ASPHALT PAVING PROJECT	10,430.55	09/20	452-51212-263
2019001-3	2019 ASPHALT PAVING PROJECT	5,615.58	09/20	420-57620-276
248300	DENSE CRUSHER RUN & CLEAN STONE	130.80	09/20	630-53442-216
248300	DENSE CRUSHER RUN & CLEAN STONE	130.80	09/20	101-53300-216
Total MCC INC:		16,307.73		
MIDWEST SALT LLC				
P452894	INDUSTRIAL SOUTHERN COARSE SALT	2,825.35	09/20	620-53634-224
P452966	INDUSTRIAL SOUTHERN COARSE SALT	2,799.94	09/20	620-53634-224
P453025	INDUSTRIAL SOUTHERN COARSE SALT	2,757.59	09/20	620-53634-224
P453064	INDUSTRIAL SOUTHERN COARSE SALT	2,720.08	09/20	620-53634-224
Total MIDWEST SALT LLC:		11,102.96		
MYERS, JACOB D				
083120	AUGUST CLEAN UP	30.00	09/20	101-52200-111
Total MYERS, JACOB D:		30.00		
PEETERS, JOSHUA				
092920	REFUND WORK PERMIT FEE	10.00	09/20	204-55420-218
Total PEETERS, JOSHUA:		10.00		
PLYMOUTH LUBRICANTS				
6180729	OIL FOR SHOP	110.00	09/20	101-53330-217

Invoice	Description	Total Cost	Period	GL Account
Total PLYMOUTH LUBRICANTS:		110.00		
PUBLIC SERVICE COMMISSION OF WISCONSIN				
RA21-I-03140	2020-2021 ADVANCE ASSESSMENT	2,360.51	09/20	620-53600-408
Total PUBLIC SERVICE COMMISSION OF WISCONSIN:		2,360.51		
RENT-A-FLASH OF WISCONSIN INC				
72630	STOP SIGNS	182.72	09/20	101-53300-218
Total RENT-A-FLASH OF WISCONSIN INC:		182.72		
ROBERT E. LEE & ASSOCIATES				
78269	OUTAGAMIE COUNTY LANDFILL LEACHATE	11,937.75	09/20	610-53612-256
Total ROBERT E. LEE & ASSOCIATES:		11,937.75		
SLATER, PAULA				
09/20 REIMBURSE	REIMBURSE CSTARS COACHES WACPC MEMBER	156.50	09/20	101-55300-218
Total SLATER, PAULA:		156.50		
STAPLES ADVANTAGE				
3456463532	COPY PAPER	110.76	09/20	101-51650-206
3456463534	ADDRESS LABELS	246.80	09/20	101-51440-206
3456970118	COPY PAPER	110.76	09/20	101-51650-206
3457510658	BLACK TONER FOR PRINTER	60.83	09/20	101-51440-206
Total STAPLES ADVANTAGE:		529.15		
TAPCO				
I677904	BRACKET FOR STREET LIGHTS	113.14	09/20	101-53300-218
I678933	PEDESTRIAN LIGHT	145.99	09/20	101-53300-218
Total TAPCO:		259.13		
TREMBLE, NINA				
092920-2	REFUND WORK PERMIT FEE	10.00	09/20	204-55420-218
Total TREMBLE, NINA:		10.00		
ULINE				
124645570	TRASH BAGS	24.00	09/20	620-53644-218
124645570	DYMO WIRELESS PRINTER & ENVELOPES	226.00	09/20	620-53924-206
124645570	LABEL WRITE PRINTER/RECLOSABLE BAGS	430.45	09/20	620-53644-204
Total ULINE:		680.45		
UNIFIRST CORPORATION				
0970317126	SHIRTS/PANTS	4.51	09/20	101-53330-213
0970317126	LAUNDRY BAGS/WIPERS	15.50	09/20	101-53330-218
0970317559	SHIRTS/PANTS	4.51	09/20	101-53330-213
0970317559	LAUNDRY BAGS/WIPERS	15.50	09/20	101-53330-218
Total UNIFIRST CORPORATION:		40.02		

Invoice	Description	Total Cost	Period	GL Account
US AUTOFORCE				
2999882	OIL FOR SHOP	379.50	09/20	101-53330-217
Total US AUTOFORCE:		379.50		
VILLAGE OF KIMBERLY				
Q4 2020	Q4 PAYMENT-LIBRARY	74,991.00	10/20	206-55110-260
Total VILLAGE OF KIMBERLY:		74,991.00		
WISCNET				
16428	MEMBERSHIP FEE 7/1/20-6/30/21	750.00	10/20	207-52120-204
16428	MEMBERSHIP FEE 7/1/20-6/30/21	750.00	10/20	404-57190-208
Total WISCNET:		1,500.00		
ZIEBART RHINO LININGS/WI08				
57143	RUST INSPECTION FOR #43	81.60	09/20	101-53330-204
Total ZIEBART RHINO LININGS/WI08:		81.60		
Grand Totals:		340,329.73		

Report GL Period Summary

Vendor number hash: 315110
Vendor number hash - split: 386649
Total number of invoices: 87
Total number of transactions: 110

Terms Description	Invoice Amount	Net Invoice Amount
Open Terms	340,329.73	340,329.73
Grand Totals:	340,329.73	340,329.73

Report Criteria:

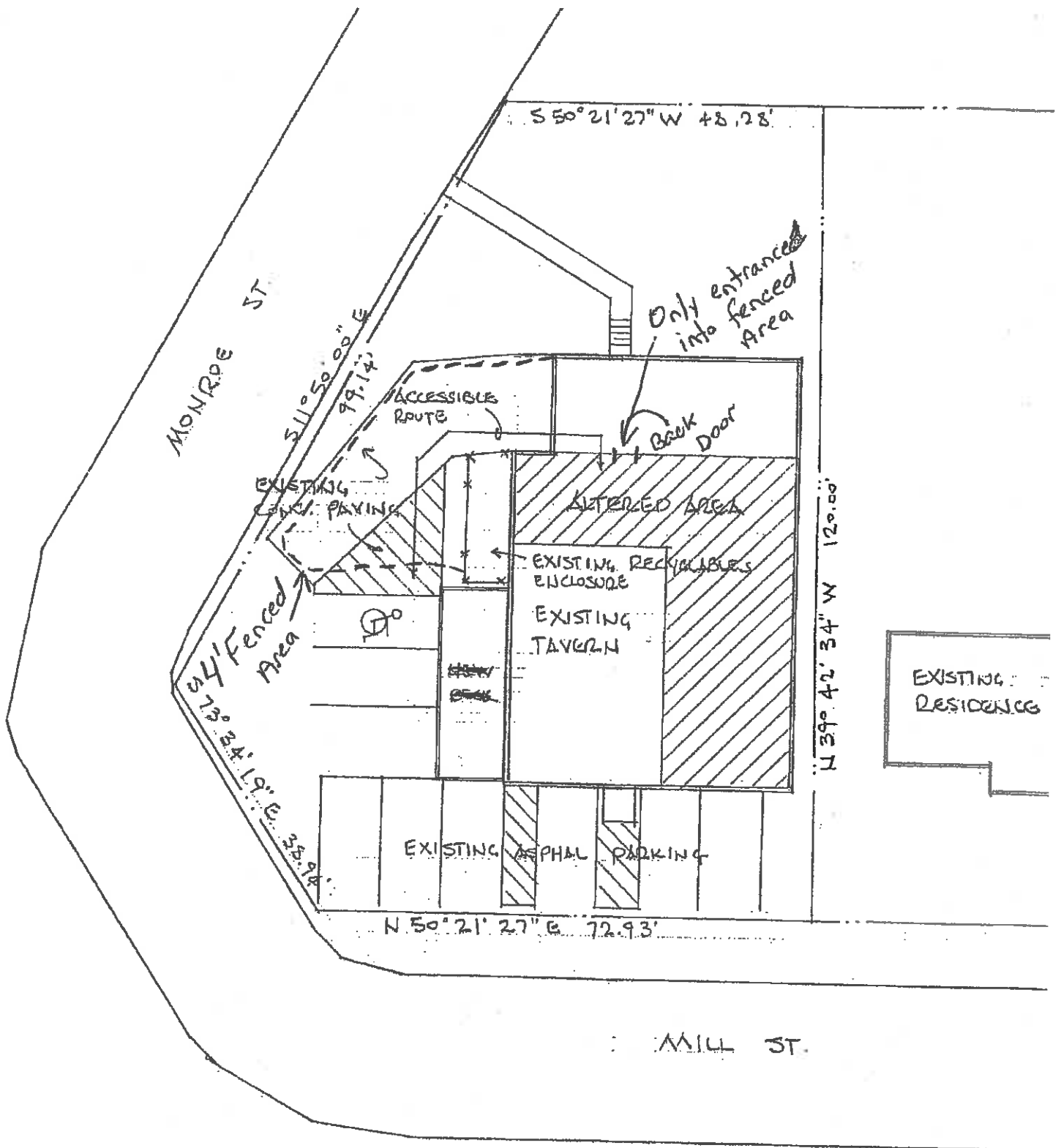
Invoice Detail.Voided = {=} FALSE



Down the Hill Bar, 221 Mill St. is requesting an outdoor alcohol permit on
October 17th, 2020 for a dart tournament from noon to 8pm.

Thanks,

Greg Manteuffel



SITE PLAN

SCALE: 1" = 20' 0"

W

STATE OF WISCONSIN AFFIDAVIT OF PUBLICATION

Sep 16, 2020
VILLAGE OF LITTLE CHUTE
OUTAGAMIE COUNTY
Legal Notice

NOTICE IS HEREBY GIVEN that the following new Liquor License application is on file in the office of the Village Clerk for the licensing period of October 8, 2020 to June 30, 2021. Said application will be presented to the Board of Trustees for approval at their Regular Board meeting on October 7, 2020.

**CLASS "B" FERMENTED MALT BEVERAGE LICENSE
& "CLASS B" LIQUOR LICENSE**

Everlasting Hall, LLC
2101 American Dr,
Agent: Lamont Thao

Everlasting Hall
2101 American Dr.
Little Chute, WI 54140

WNAXLP

Laurie Hammen

being duly sworn doth depose and say that he/she is an authorized representative of the **TIMES-VILLAGER**, a weekly newspaper published by News Publishing Co., Inc. at **Kaukauna, Wisconsin, in Outagamie County**, and that an advertisement of which the annexed is a true copy, taken from said paper, was published therein on:

09/16/2020

SIGNED

Laurie A. Hammen

DATED

09/17/2020

[Signature]

Notary Public, State of Wisconsin

My Commission Expires

4/25/2023

of Lines 26

of Weeks Published 1

Publication Fee \$ 28.89

Proof of Publication \$ 1.00

Total \$ 29.89

CHAD BREWER
Notary Public
State of Wisconsin

Auxiliary Questionnaire Alcohol Beverage License Application

Submit to municipal clerk.

Individual's Full Name (please print) (last name)		(first name)		(middle name)	
THAO		LAMONT		H	
Home Address (street/route)		Post Office		City	State Zip Code
165477 RIVER RD				RINGLE	WI 54471
Home Phone Number		Age	Date of Birth		Place of Birth
(414) 213-9581		56	06/10/1964		LAOS

The above named individual provides the following information as a person who is (check one):

- ☐ Applying for an alcohol beverage license as an individual.
- ☒ A member of a partnership which is making application for an alcohol beverage license.
- ☐ LAMONT AND BELINDA THAO of EVER LASTING HALL, LLC

(Officer / Director / Member / Manager / Agent)

(Name of Corporation, Limited Liability Company or Nonprofit Organization)


which is making application for an alcohol beverage license.

The above named individual provides the following information to the licensing authority:

- How long have you continuously resided in Wisconsin prior to this date? 35 YEARS
- Have you ever been convicted of any offenses (other than traffic unrelated to alcohol beverages) for violation of any federal laws, any Wisconsin laws, any laws of any other states or ordinances of any county or municipality? ☐ Yes ☒ No
If yes, give law or ordinance violated, trial court, trial date and penalty imposed, and/or date, description and status of charges pending. (If more room is needed, continue on reverse side of this form.)
- Are charges for any offenses presently pending against you (other than traffic unrelated to alcohol beverages) for violation of any federal laws, any Wisconsin laws, any laws of other states or ordinances of any county or municipality? ☐ Yes ☒ No
If yes, describe status of charges pending.
- Do you hold, are you making application for or are you an officer, director or agent of a corporation/nonprofit organization or member/manager/agent of a limited liability company holding or applying for any other alcohol beverage license or permit? ☒ Yes ☐ No
If yes, identify. EVER LASTING HALL, 2101 AMERICAN DR.; LITTLE CHUTE, WISCONSIN
(Name, Location and Type of License/Permit)
- Do you hold and/or are you an officer, director, stockholder, agent or employee of any person or corporation or member/manager/agent of a limited liability company holding or applying for a wholesale beer permit, brewery/winery permit or wholesale liquor, manufacturer or rectifier permit in the State of Wisconsin? ☒ Yes ☐ No
If yes, identify. EVER LASTING HALL, LLC LITTLE CHUTE/OUTAGAMIE
(Name of Wholesale Licensee or Permittee) (Address By City and County)
- Named individual must list in chronological order last two employers.

Employer's Name	Employer's Address	Employed From	To
ELDER SANCTUARY	205 E. THOMAS ST; WAUSAU	09/01/2009	08/27/2020
Employer's Name	Employer's Address	Employed From	To
NCHC	1100 LAKEVIEW DR; WAUSAU	09/01/2001	08/15/2008

READ CAREFULLY BEFORE SIGNING: Under penalty provided by law, the undersigned states that each of the above questions has been truthfully answered to the best of the knowledge of the signer. The signer agrees that he/she is the person named in the foregoing application; that the applicant has read and made a complete answer to each question, and that the answers in each instance are true and correct. The undersigned further understands that any license issued contrary to Chapter 125 of the Wisconsin Statutes shall be void, and under penalty of state law, the applicant may be prosecuted for submitting false statements and affidavits in connection with this application. Any person who knowingly provides materially false information on this application may be required to forfeit not more than \$1,000.


(Signature of Named Individual)

VILLAGE OF LITTLE CHUTE

RESOLUTION NO. 38, SERIES OF 2020

A RESOLUTION AUTHORIZING DNR GRANT FOR FORESTRY

WHEREAS, the applicant, Village of Little, is interested in obtaining a cost-share grant from Wisconsin Department of Natural Resources for the purpose of funding urban and community forestry projects or urban forestry catastrophic storm projects specified in s. 23.097(1g) and (1r), Wis. Stats.;

WHEREAS, the applicant attests to the validity and veracity of the statements and representations contained in the grant application; and

WHEREAS, the applicant requests a grant agreement to carry out the project;

NOW, THEREFORE, BE IT RESOLVED, the applicant, Village of Little Chute, will comply with all local, state, and federal rules, regulations and ordinances relating to this project and the cost-share agreement;

BE IT FURTHER RESOLVED, the applicant will budget a sum sufficient to fully and satisfactorily complete the project and hereby authorizes and empowers the Director of Park, Recreation, & Forestry its official or employee, to act on its behalf to:

1. Sign and submit the grant application
2. Sign a grant agreement between applicant and the DNR
3. Submit interim and/or final reports to the DNR to satisfy the grant agreement
4. Submit grant reimbursement request to the DNR
5. Sign and submit other required documentation

I hereby certify that the foregoing resolution was duly adopted by the Little Chute Village Board at a legal meeting on the 7 day of October 2020.

BE IT RESOLVED, by the Village Board of Trustees, Village of Little Chute, as follows:

Introduced, approved and adopted: October 7, 2020

VILLAGE OF LITTLE CHUTE

By: _____
Michael R. Vanden Berg, Village President

Attest: _____
Laurie Decker, Village Clerk

**VILLAGE OF LITTLE CHUTE
VILLAGE BOARD
NOTICE OF PUBLIC HEARING**

CONDOMINIUM PLAT

NOTICE IS HEREBY GIVEN that a Public Hearing will be held on October 7, 2020 at 6:00 p.m. by the Village Board, for consideration of a Condominium Plat under authority provided in Section 44 Village Code of Ordinance. Applicant requests a Condominium Plat for an Industrial development. The property is currently zoned; ID – Industrial District.

Address: 1851 E ELM DR LITTLE CHUTE, WI 54140

Parcel # 260277600

Legal Description: LITTLE CHUTE INDUSTRIAL PARK PLAT LOT 38 DR DIST 1.10AC 9856M18

Property Owner: THOMAS J BONGERS

Applicant: THOMAS J BONGERS

DATE OF HEARING: October 7, 2020

TIME OF HEARING: 6:00 p.m.

PLACE OF HEARING: Village Hall
Board Room
108 West Main Street
Little Chute, WI 54140

If you have any questions, please contact the Zoning Administrator at (920) 423-3870

Publish: September 30, 2020

ROOVERS LEASING LLC
N1146 COUNTY RD GG
KAUKAUNA, WI 54130

AERS PROPERTY MANAGEMENT LLC
9505 CORSAIR RD
FRANKFORT, IL 60423

TIMOTHY R JOHNSON
PO BOX 481
BUTTE DES MORTS, WI 54927

ELRICK ENTERPRISES LLC
1775 BOHM DR
LITTLE CHUTE, WI 54140

ROBERT DEBRUIN
PATRICIA DEBRUIN ET AL
PO BOX 201
LITTLE CHUTE, WI 54140

CARGILL INC
PO BOX 5626
MINNEAPOLIS, MN 55440

THOMAS J BONGERS
1007 DEPOT ST
LITTLE CHUTE, WI 54140

VILLAGE OF LITTLE CHUTE

RESOLUTION NO. 39 SERIES OF 2020

**RESOLUTION APPROVING THE CONDOMINIUM PLAT FOR
1851 ELM DRIVE CONDOMINIUM**

WHEREAS, Thomas J Bongers, as owner and Peter and Robert Vanden Heuvel have presented a condominium plat to the Village of Little Chute Board of Trustees, surveyed and prepared by David M. Schmalz of McMahon Associates; and

WHEREAS, the Village of Little Chute Plan Commission has recommended in favor of adoption of said condominium plat; and

WHEREAS, the Village of Little Chute Board of Trustees finds the plat substantially complies with the adopted Comprehensive Plan; and

WHEREAS, the Village of Little Chute Board of Trustees finds the plat conforms to the Subdivision code.

NOW, THEREFORE, BE IT RESOLVED by the Village Board of Trustees as follows:

1. That the condominium plat of 1851 ELM DR DRIVE CONDOMINIUM , a copy of which is attached, is hereby approved.

2. Recorded Vote. ____ For ____ Against

Date introduced, approved and adopted: October 7th, 2020

VILLAGE OF LITTLE CHUTE

By: _____
Village President

By: _____
Village Clerk

1851 EAST ELM DRIVE CONDOMINIUM

ALL OF LOT 38 INDUSTRIAL PARK PLAT LOCATED IN THE NORTHWEST $\frac{1}{4}$ OF THE SOUTHWEST $\frac{1}{4}$ OF SECTION 14,
TOWNSHIP 21 NORTH, RANGE 18 EAST, VILLAGE OF LITTLE CHUTE, OUTAGAMIE COUNTY, WISCONSIN.

AREA CALCULATIONS

UNIT 1 = 2,500 S.F.
LIMITED COMMON ELEMENT UNIT 1 = 15,741 S.F.

UNIT 2=7,200 S.F.
LIMITED COMMON ELEMENT UNIT 2 = 15,277 S.F.

COMMON ELEMENT = 7,283 S.F.

TOTAL AREA = 48,000 S.F.

NOTES:

A SITE PLAN UNDER SECTION 44-464 IS REQUIRED FOR ALL INDUSTRIAL DISTRICT DEVELOPMENT (PROPOSED UNIT 2)

THIS CONDOMINIUM PLAT IS SUBJECT TO A CONDOMINIUM DECLARATION RECORDED BY SEPARATE INSTRUMENT.

SURVEYOR'S CERTIFICATE:
I, DAVID M. SCHMALZ, PROFESSIONAL WISCONSIN LAND SURVEYOR NO. 1284, DO HEREBY CERTIFY THAT THIS PLAT IS A CORRECT REPRESENTATION OF THE CONDOMINIUM DESCRIBED AND THE IDENTIFICATION AND LOCATION OF EACH UNIT AND THE COMMON ELEMENTS CAN BE DETERMINED FROM THE PLAT.

DAVID M. SCHMALZ-PLS #1284 DATED

LEGEND

- - $\frac{3}{4}$ " x 24" ROUND IRON REBAR WEIGHING 1.5 lbs./lineal ft. SET
- - $\frac{3}{4}$ " ROUND STEEL REBAR FOUND
- ⊙ - CERTIFIED LAND CORNER OUTAGAMIE COUNTY
- () - RECORDED BEARING AND/OR DISTANCE
- S.F. - SQUARE FEET
- *— - EXISTING FENCE

Condominium Description: All of Lot 38 Industrial Park Plat located in the Northwest $\frac{1}{4}$ of the Southwest $\frac{1}{4}$ of Section 14, Township 21 North, Range 18 East, Village of Little Chute, Outagamie County, Wisconsin, containing 48,000 square feet (1.102 acres) of land

FOR: -PETER VANDEN HEUVEL
-ROBERT VANDEN HEUVEL
-1921 W. MAIN ST.
-LITTLE CHUTE, WI 54911

CONDOMINIUM ADDRESS:
1851 EAST ELM DRIVE
LITTLE CHUTE, WISCONSIN

McMAHON
ENGINEERS ARCHITECTS

McMAHON ASSOCIATES, INC.
1445 McMAHON DRIVE NEENAH, WI 54956
Mailing: P.O.BOX 1025 NEENAH, WI 54957-1025
PH 920.751.4200 FX 920.751.4284 MCMGRP.COM

BEARINGS ARE REFERENCED TO THE WEST LINE OF THE SOUTHWEST $\frac{1}{4}$ OF SECTION 14, TOWNSHIP 21 NORTH, RANGE 18 EAST, VILLAGE OF LITTLE CHUTE, OUTAGAMIE COUNTY, WISCONSIN, WHICH BEARS S00°44'49"E PER THE OUTAGAMIE COUNTY COORDINATE SYSTEM.

50 25 0 50
SCALE - FEET

Village of Little Chute
REQUEST FOR VILLAGE BOARD CONSIDERATION

ITEM DESCRIPTION: Recreation Center Rentals

PREPARED BY: Adam Breest, Parks, Recreation, & Forestry Director

REPORT DATE: October 2, 2020

ADMINISTRATOR'S REVIEW/COMMENTS:

No additional comments to this report: JP

See additional comments attached: _____

EXPLANATION: The Van Lieshout Recreation Center has not had any rentals since the middle of March. Village staff have received requests from residents and non-residents to rent the facility. Staff feel that we can operate the facility in a safe and responsible manner.

Village staff would like to begin the discussion of opening the Recreation Center up for limited rentals beginning in October or November. Village staff measured the interior of the space and determined that we could allow a maximum of 25 people within the Recreation Center that would provide for 6 feet of space in all directions.

PROPOSED TEMPORARY MODIFICATIONS

- Masks would be required for everyone to be worn while indoors.
- If village staff found that more than 25 people were at the rental, then the \$100 security deposit would be forfeited.
- Village staff or Building Services Group would clean the Recreation Center after each rental.
- Renters would be required to clean tables, chairs, and the kitchen before their departure.
- Provide hand sanitizer by the kitchen area and at the entrance of the Recreation Center.
- Place a sign on the women's restroom restricting the restroom to only 1 person at a time.
- Close the water fountain. Only allow use of the water bottle filler.

RECOMMENDATION: Discussion/Possible Action

Village of Little Chute
REQUEST FOR VILLAGE BOARD CONSIDERATION

ITEM DESCRIPTION: Little Chute Kiwanis Christmas Parade

PREPARED BY: Adam Breest, Parks, Recreation, & Forestry Director

REPORT DATE: October 6, 2020

ADMINISTRATOR'S REVIEW/COMMENTS:

No additional comments to this report: JPF

See additional comments attached: _____

EXPLANATION: The Little Chute Kiwanis Club has submitted a special event permit for the 2020 Christmas Parade.

The Little Chute Kiwanis Club proposes the following changes for the 2020 Christmas Parade:

- No candy to be thrown out
- Extending the route north down Grand Avenue and ending at the park/school
- Parade participant pick up to be at the Legion Park parking lot to help spread out crowds at the end of the parade route
- Encourage physical distancing, masks, and/or other CDC recommendations for float participants through registration forms, email reminders, and on the night of the parade
- Encourage physical distancing, masks, and/or other CDC recommendations for residents watching the parade through Facebook, flyers, and all marketing avenues
- Potential physical barriers in the downtown area to help promote physical distancing

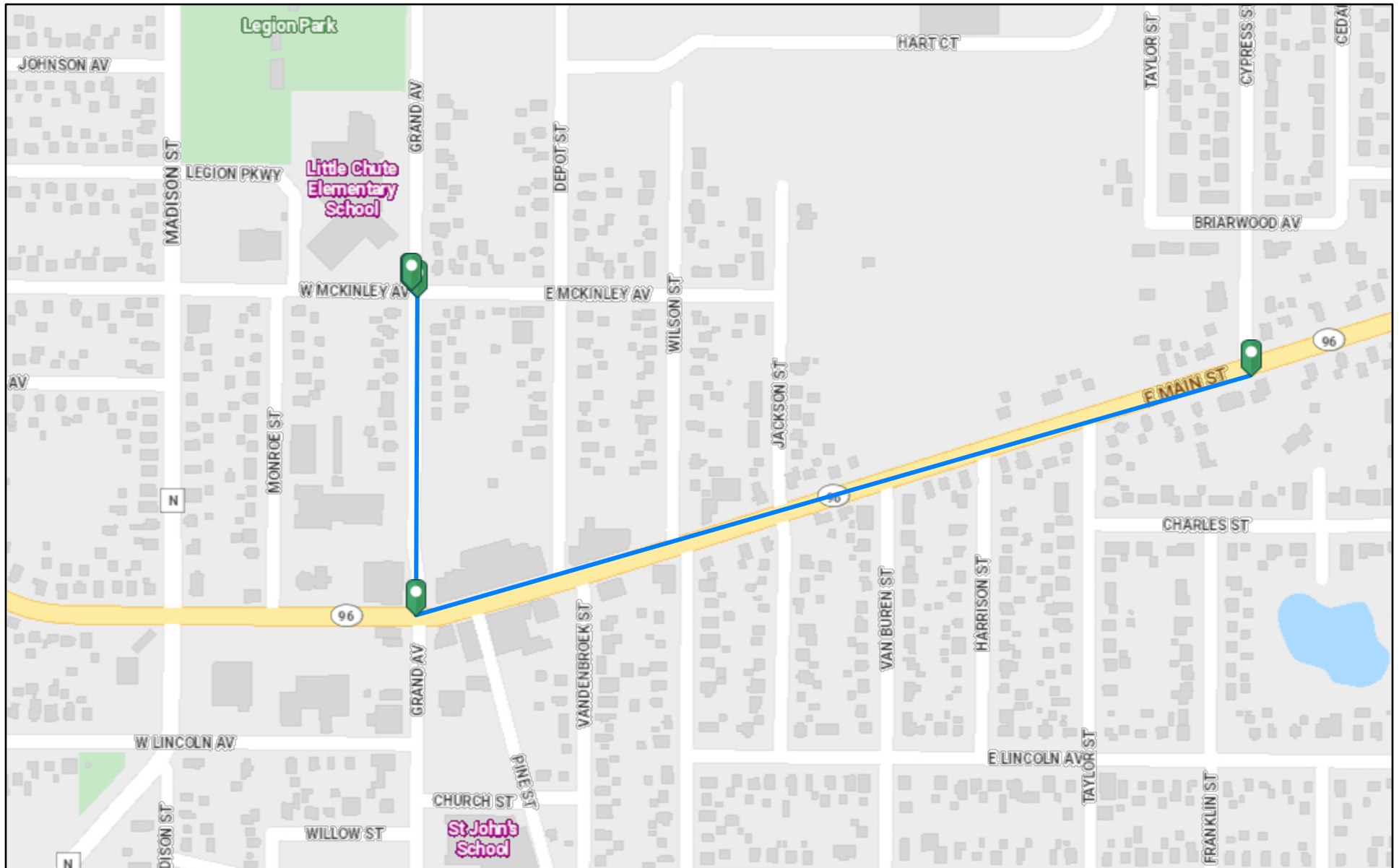
We request that in addition to the usual no parking signage, that the Village would also include signage to promote social distancing, masks, etc. for those attending the parade.

If the Village decides to implement barricades to promote distancing, please understand that our club is a small one and all hands will be on deck that night. We will not have extra members to spare on the parade route to set up any barricades.

ATTACHMENTS: Updated Parade Route Map and Updated Special Event Permit

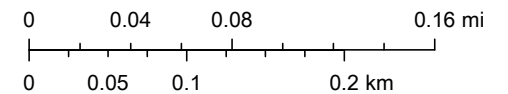
RECOMMENDATION: Discussion/Action

Kiwanis Christmas Parade



9/30/2020, 8:25:51 AM

1:4,800



Robert E. Lee & Associates, Inc., Outagamie County

Village of Little Chute
Robert E. Lee & Associates, Inc., Outagamie County



Little Chute

ESTABLISHED 1848

Office Use Only

Date Submitted _____

Permit Fee Paid _____

\$25 permit fee is non-refundable

SPECIAL EVENT PERMIT APPLICATION

Special event permit applications must be submitted at least 3 months prior to proposed event.

This application is a request for a special event. Please refer to the checklist to see if you will need to contact other departments regarding your event. When requesting use of a facility **please be very specific**. Use exact dates, times, shelters, parks, streets, and areas. Doing so will help avoid delays in processing your request. Please call (920) 423-3869 with questions regarding this special event permit. **RETURN COMPLETED APPLICATION TO PARK & REC DEPT ON 2ND FLOOR OF VILLAGE HALL.**

APPLICANT INFORMATION

First Name Jennifer Last Name O'Connell
 Phone (920) 788-6237 Email oconnellfha@outlook.com
 Address 1774 E Main St.
 (individual or business)
 City Little Chute State WI ZIP Code 54140

ORGANIZATION INFORMATION

Organization's Name Kiwanis Club of Little Chute
 Organization's Phone () Organization's Email
 Organization's Address
 (individual or business)
 City State ZIP Code
 Applicant's Relationship to Organization Parade coordinator

EVENT INFORMATION

Name of Event 2020 Christmas Parade
 Event Location Main St. from Cypress to
 Event Date Mon November 30, 2020
 (list each date if it's a multi-day event)
 Event Set Up Time 5:45 pm Event End Time 7:45 pm
 Total Anticipated Attendance many
 Event Information (purpose, activity, who can participate, do you charge, etc.)

Christmas Parade - all entrants have submitted an application, no charge.

Are you Requesting Funding or Staff Assistance from the Village?

☒ YES

☐ NO

If you are requesting funding or staff assistance, please indicate how much funding or resources you are requesting and why you need assistance. Also, include where your proceeds go to for your event.

Shut Dept - provide barricades as needed and no parking signage. In addition to this, LC Kiwanis requests signage promoting social distancing.

INDEMNIFICATION AGREEMENT (please read carefully before signing)

The applicant/organization shall indemnify, defend, and hold harmless the Village and its officers, officials, employees, and volunteers from and against any and all claims, damages, losses, and expenses arising out of the applied for activity/event except where caused by the sole negligence or willful misconduct of the Village. Applicant/Organization also understands and acknowledges that as required by the Village, liability insurance is the financial means to legally defend the Village and cover liability arising from the activity/event. I certify by my signature that I understand and agree to comply with this agreement and the insurance requirements and that I'm a qualified representative of my organization authorized to sign this agreement. I also certify the information is true and accurate.

Applicant - Print Name

Applicant - Signature

Date

Jennifer J. O'Connell
Jennifer J. O'Connell
9-29-2020

FOR OFFICE USE ONLY					
DEPARTMENT	Staff Hours	Staff Cost	Equipment Hours	Equipment Cost	Facility Rental Fee
Clerk's Office		\$		\$	\$
Fox Valley Metro Police		\$		\$	\$
Parks, Recreation, & Forestry		\$		\$	\$
Public Works		\$		\$	\$
TOTAL		\$		\$	\$
EVENT TOTAL TO BE BILLED	\$				

FOR OFFICE USE ONLY				
DEPARTMENT	APPROVE	DENY	BY	REASON (if denied)
Clerk's Office				
Fox Valley Metro Police				
Parks, Recreation, & Forestry				
Public Works				

Approved By Village Board

VILLAGE PRESIDENT - PRINT

SIGNATURE

DATE

Village of Little Chute
INFORMATION FOR VILLAGE BOARD CONSIDERATION

ITEM DESCRIPTION: Trick or Treating

PREPARED BY: James P. Fenlon, Administrator 

REPORT DATE: October 2, 2020

EXPLANATION: Historically, the village has held Trick or Treating on Halloween from 5 PM to 8 PM. Additionally, staff handle the hours and planning for this event under normal circumstances. There is always a good amount of interest from the community regarding this event and given COVID-19, that interest is magnified. Due to that interest and considering COVID-19, we are asking the Board to take action to approve the hours as outlined above.

We have coordinated with the Village of Kimberly to tentatively plan for continuing our hours as we have done in past years. Historically due to our cooperative efforts and in recognition that FVMPD serves both communities, we have tried to maintain consistency with our partners. In addition, we have been in contact with the County Health Department regarding community considerations for holding trick or treating this year.

Attached to this memo is a document that the Outagamie County Health Department released with precautions related to trick or treating in 2020. After approval by the Board of Trustees, we will market the event with the attached precautions.

RECOMMENDATION: Staff recommends approving the 2020 Trick or Treating hours for October 31st, 2020 to be 5 PM to 8 PM.



Public Health
Prevent. Promote. Protect.
Outagamie County
Health and Human Services

HOW TO **TRICK-OR-TREAT** SAFELY DURING COVID-19

Outagamie County Public Health is supportive of trick-or-treating with good community education around safe practices. Large events and gatherings are still not recommended at this time.

PUBLIC HEALTH BEST PRACTICES FOR TRICK-OR-TREATERS, HOMEOWNERS, & PARENTS/GUARDIANS



Stay home if sick. **DO NOT** hand out treats or trick-or-treat if you are sick.



Trick or treat with people you live with. Household members go together.



Practice social distancing. Remain 6 feet apart from people not in your household.



Wear a face mask that covers **BOTH** your mouth and nose when appropriate. This means even under/over your Halloween accessories as necessary.



Homeowners distribute treats by placing them in a bucket or on a table on the front porch instead of handing things out. No in-person contact.



Have hand sanitizer available. Use hand sanitizer often and before eating or after coughing/sneezing.



Avoid public interaction with high risk groups both in the home as well as nursing home facilities.

ADDITIONAL TRICK-OR-TREATING SAFETY REMINDERS:

- Examine all treats and wash hands before eating them.
- Avoid eating homemade treats made by strangers.
- Guide children to stay on the right side of the road and walk on sidewalks when possible.
- Look both ways before crossing the street.
- Carry a flashlight at night and ensure children have reflective clothing.
- Wear well-fitting masks and costumes appropriate for weather that also avoid blocking vision.
- Homeowners can post a sign or use porch lights to indicate if they are participating in trick-or-treat.