

Deployment Summary

Group Report for 1 Handler
Using all 52 Records from January 1, 2025 to December 31, 2025



Officer Name & Duty Assignment	DETECTION				PATROL				
	Deploy-ments	Environ-ments	Seizure Incidents	Arrests	Deploy-ments	People Found	Arrests	Arrests W/ Bites	Bite Ratio
Sam Pynenberg (Patrol)	52	2511	42	23	0	0	0	0	0%



Deployment Summary

Group Report for 1 Handler

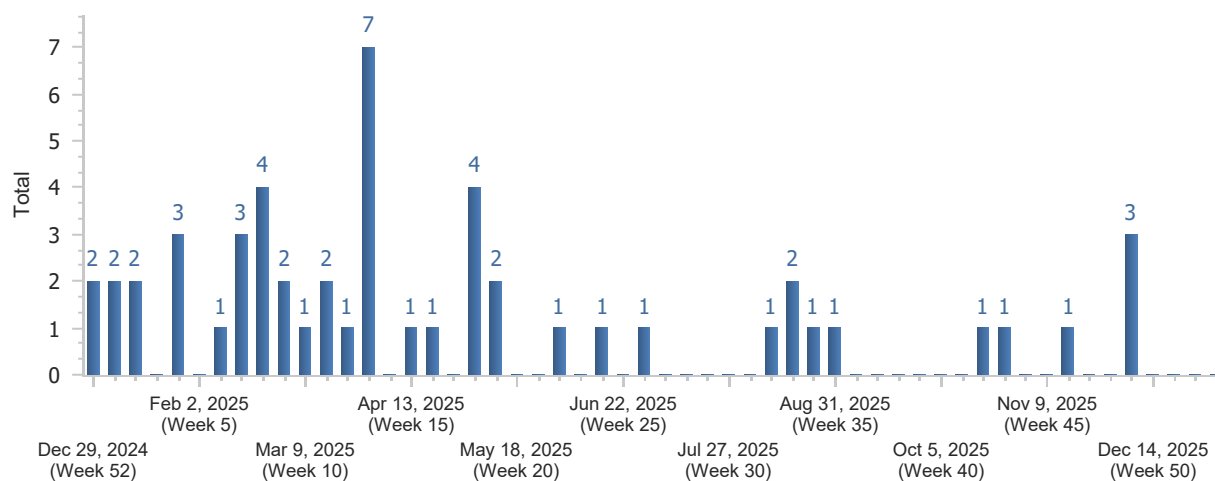
Using all 52 Records from January 1, 2025 to December 31, 2025



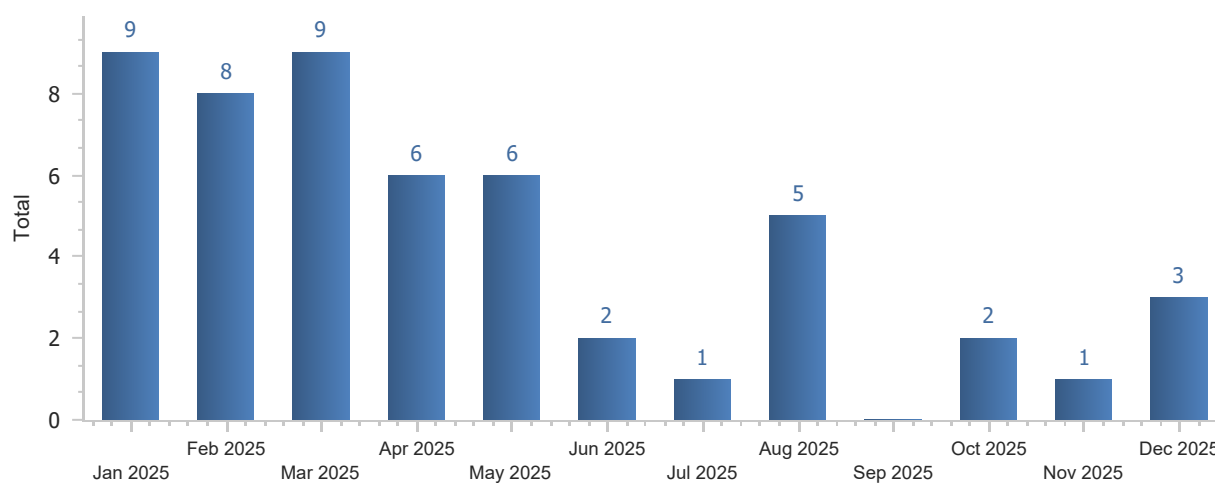
Overview

Performed Deployments:	52	Detection Deployments:	52	Patrol Deployments:	0
Not-Performed Deployments:	0	Dog Not Deployed:	0	Canceled Enroute:	0
Total Arrests:	23	Arrests With Bites:	0		

Deployments By Week



Deployments By Month



Deployment Summary

Group Report for 1 Handler

Using all 52 Records from January 1, 2025 to December 31, 2025



Deployments By Day of the Week and Hour

Hour	Monday	Tuesday	Wednesday	Thursday	Friday	Saturday	Sunday
00	0	0	0	0	0	0	0
01	0	0	0	0	0	0	1
02	0	0	0	0	0	0	0
03	0	0	0	0	0	0	0
04	0	0	0	0	0	0	0
05	0	0	0	0	0	0	0
06	0	0	0	0	0	0	0
07	0	0	0	0	0	0	0
08	0	0	0	0	0	0	0
09	0	0	0	0	1	0	0
10	0	2	0	0	1	0	0
11	0	2	0	0	0	0	0
12	0	0	0	0	0	0	0
13	0	0	0	0	1	0	0
14	0	0	0	0	0	0	1
15	0	0	2	0	1	0	2
16	1	0	1	0	1	3	1
17	1	1	1	2	1	0	0
18	0	1	0	0	0	0	0
19	0	0	2	2	0	0	0
20	0	1	1	3	1	0	1
21	1	1	0	4	3	1	1
22	0	0	0	0	0	0	0
23	0	0	0	0	1	1	0
Day Total	3	8	7	11	11	5	7

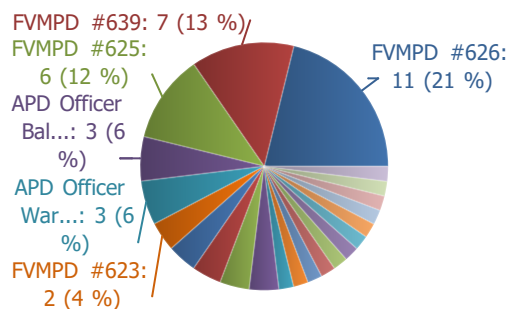
Deployment Summary

Group Report for 1 Handler

Using all 52 Records from January 1, 2025 to December 31, 2025



Top 25 Requesting Agencies



FVMPD #626: 11 (21 %)	APD Officer Woe...: 1 (2 %)
FVMPD #639: 7 (13 %)	BRSO: 1 (2 %)
FVMPD #625: 6 (12 %)	WSP 333: 1 (2 %)
APD Officer Bal...: 3 (6 %)	APD Officer Geu...: 1 (2 %)
APD Officer War...: 3 (6 %)	FVMPD #633: 1 (2 %)
FVMPD #623: 2 (4 %)	GCPD Wetzel #77...: 1 (2 %)
FVMPD #628: 2 (4 %)	NPD Sweeney N#1...: 1 (2 %)
Calumet County: 2 (4 %)	OUSO Eichstaedt...: 1 (2 %)
LWAM: 2 (4 %)	Cal. Co. Fuller...: 1 (2 %)
APD Officer Wel...: 2 (4 %)	
WSP 325: 1 (2 %)	
FVMPD #632: 1 (2 %)	
APD Officer Her...: 1 (2 %)	

Deployment Summary

Group Report for 1 Handler

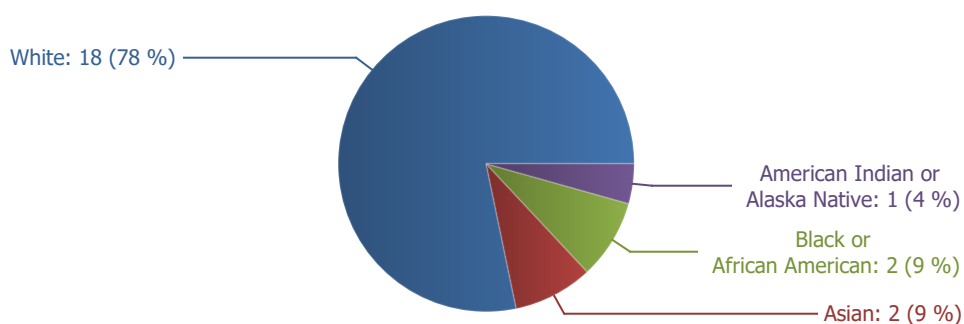
Using all 52 Records from January 1, 2025 to December 31, 2025



Demographic Data: Arrests

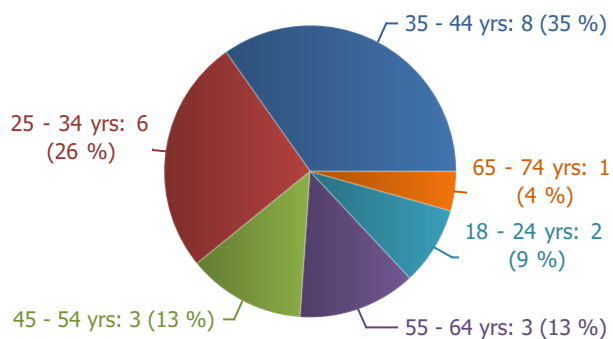
Arrests by Race/Ethnicity

Total Arrests: 23



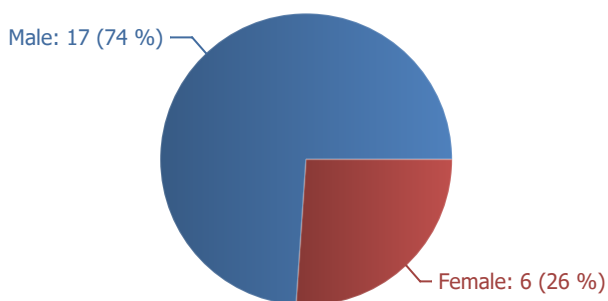
Arrests by Age

Total Arrests: 23



Arrests by Sex At Birth

Total Arrests: 23



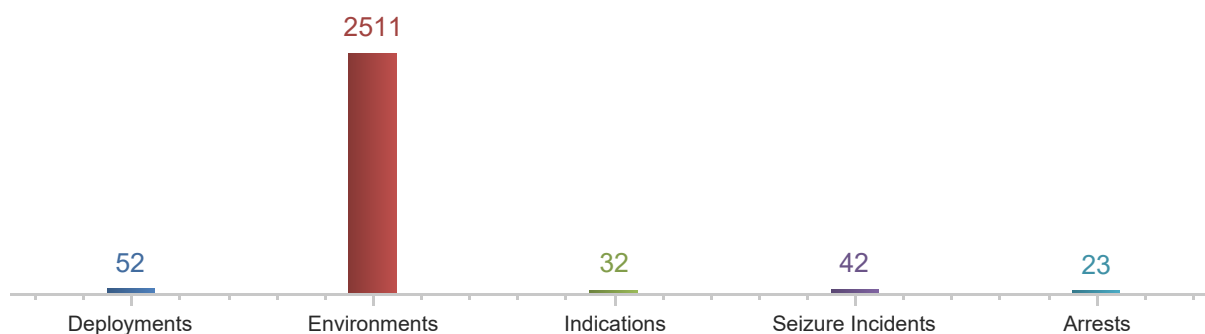
Deployment Summary

Group Report for 1 Handler

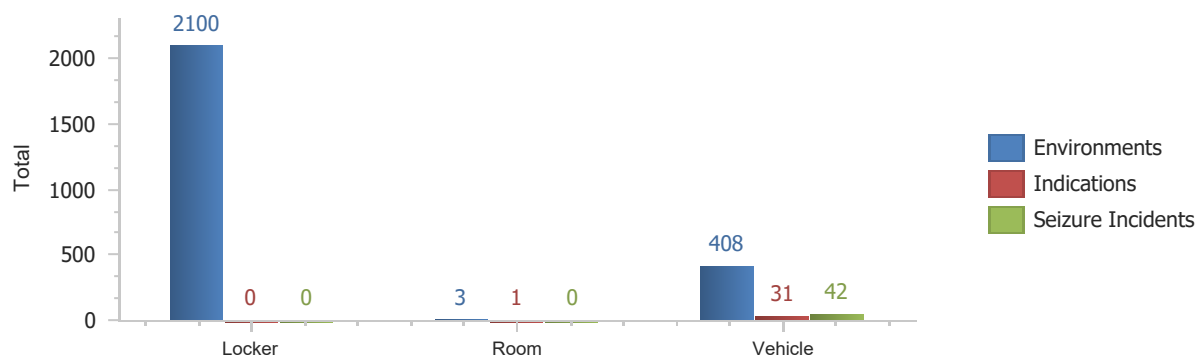
Using all 52 Records from January 1, 2025 to December 31, 2025



Detection Statistics



Detection Environments



Deployment Summary

Group Report for 1 Handler

Using all 52 Records from January 1, 2025 to December 31, 2025



Drug Paraphernalia Indications

Paraphernalia  18 seizure incidents (100%): 51 items






Packaging Around Drug Paraphernalia

N/A: 16 (88%)

Cloth: 1 (5%)

Plastic: 1 (5%)

Drug Indications

Methamphetamine  12 seizure incidents (50%): 9.975 grams
Marijuana  5 seizure incidents (21%): 11.237 grams and 3 items
Fentanyl  4 seizure incidents (17%): 1.77 grams and 4.5 items
Cocaine  2 seizure incidents (8%): 6.1 grams
Xanax  1 seizure incidents (4%): 6 items

Packaging Around Drugs

Plastic: 13 (54%)

N/A: 8 (33%)

Paper: 1 (4%)

Metal: 1 (4%)

Glass: 1 (4%)